

US00D685080S

(12) **United States Design Patent**
Ferguson et al.

(10) **Patent No.:** **US D685,080 S**
(45) **Date of Patent:** **** Jun. 25, 2013**

(54) **CALCIUM HYPOCHLORITE TABLET**

(75) Inventors: **Richard H. Ferguson**, Cecil, PA (US);
Rebecca Craig Fulmer, Wexford, PA
(US); **Michael A. Hoops**, Wexford, PA
(US)

(73) Assignee: **Eagle Controlled 2 Ohio Spinco, Inc.**,
Atlanta, GA (US)

(**) Term: **14 Years**

(21) Appl. No.: **29/397,210**

(22) Filed: **Jul. 13, 2011**

(51) **LOC (9) Cl.** **24-01**

(52) **U.S. Cl.**
USPC **D24/101**

(58) **Field of Classification Search**
USPC D24/100-104; 424/451, 453, 464,
424/467, 474, 438, 475; D21/471, 478, 499,
D21/500, 504; D28/8.1; D25/112-115, 118,
D25/135; D1/100, 127
See application file for complete search history.

(56) **References Cited**

U.S. PATENT DOCUMENTS

D14,842 S * 3/1884 Griscom D24/100
2,685,517 A * 8/1954 Dunmire 426/72
3,811,677 A * 5/1974 Saladrigas 273/118 R
D269,720 S * 7/1983 Tovey D24/101
D275,615 S * 9/1984 Eoga D24/101

4,647,448 A * 3/1987 Tovey 424/467
D329,942 S * 10/1992 Carr D3/20
D335,699 S * 5/1993 Gladfelter et al. D23/207
D341,081 S * 11/1993 Chiodo et al. D9/432
D372,082 S * 7/1996 Sauer D24/103
D446,348 S * 8/2001 Beaujean D28/8.1
D447,836 S * 9/2001 Beaujean D28/8.1
D481,767 S * 11/2003 May et al. D21/499
D495,271 S * 8/2004 Lai D11/131
D509,858 S * 9/2005 May et al. D21/499
D600,943 S * 9/2009 Austin et al. D6/449
D605,976 S * 12/2009 Beier D11/184
D654,020 S * 2/2012 Au D13/108

* cited by examiner

Primary Examiner — Ian Simmons

Assistant Examiner — Charles Hanson

(74) *Attorney, Agent, or Firm* — The Webb Law Firm

(57) **CLAIM**

The ornamental design for a calcium hypochlorite tablet, as shown and described.

DESCRIPTION

FIG. 1 is a top plan view of a calcium hypochlorite tablet showing our new design;

FIG. 2 is a bottom view thereof;

FIG. 3 is a right side view thereof;

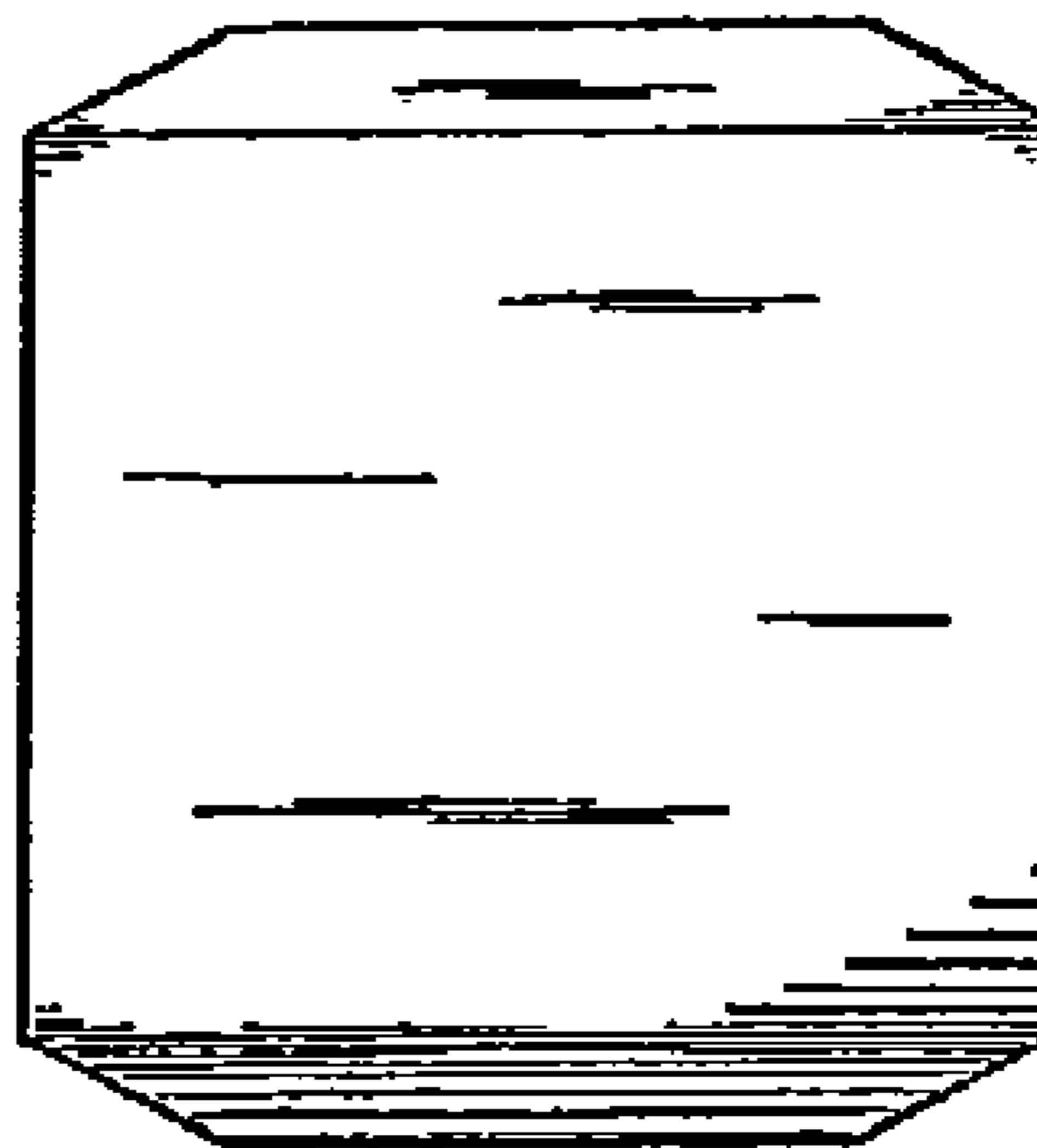

FIG. 4 is a left side view thereof;

FIG. 5 is a front side view thereof;

FIG. 6 is a rear side view thereof; and,

FIG. 7 is an upper right front perspective view thereof.

1 Claim, 2 Drawing Sheets



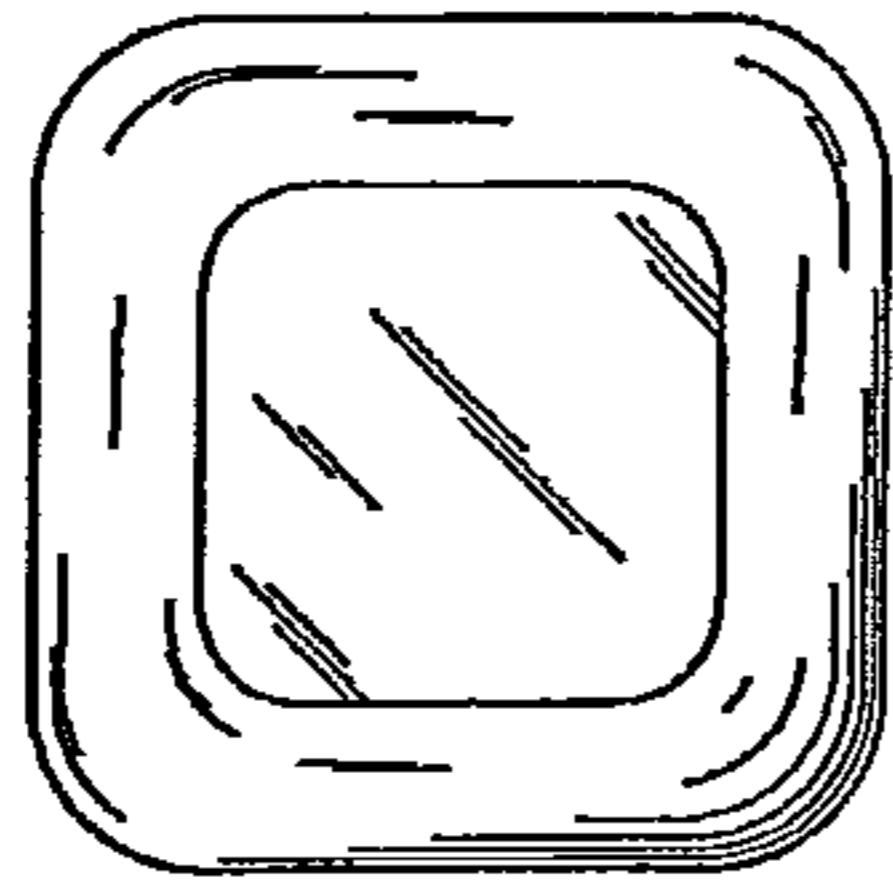


FIG. 1




FIG. 2

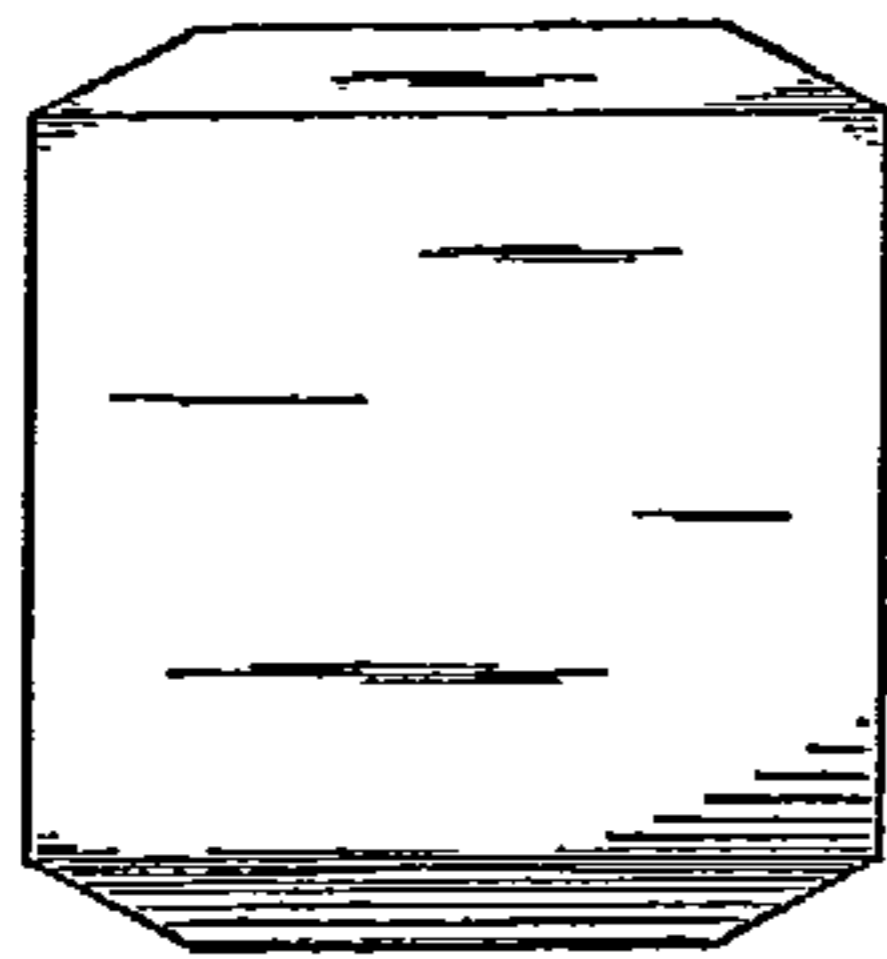


FIG. 3

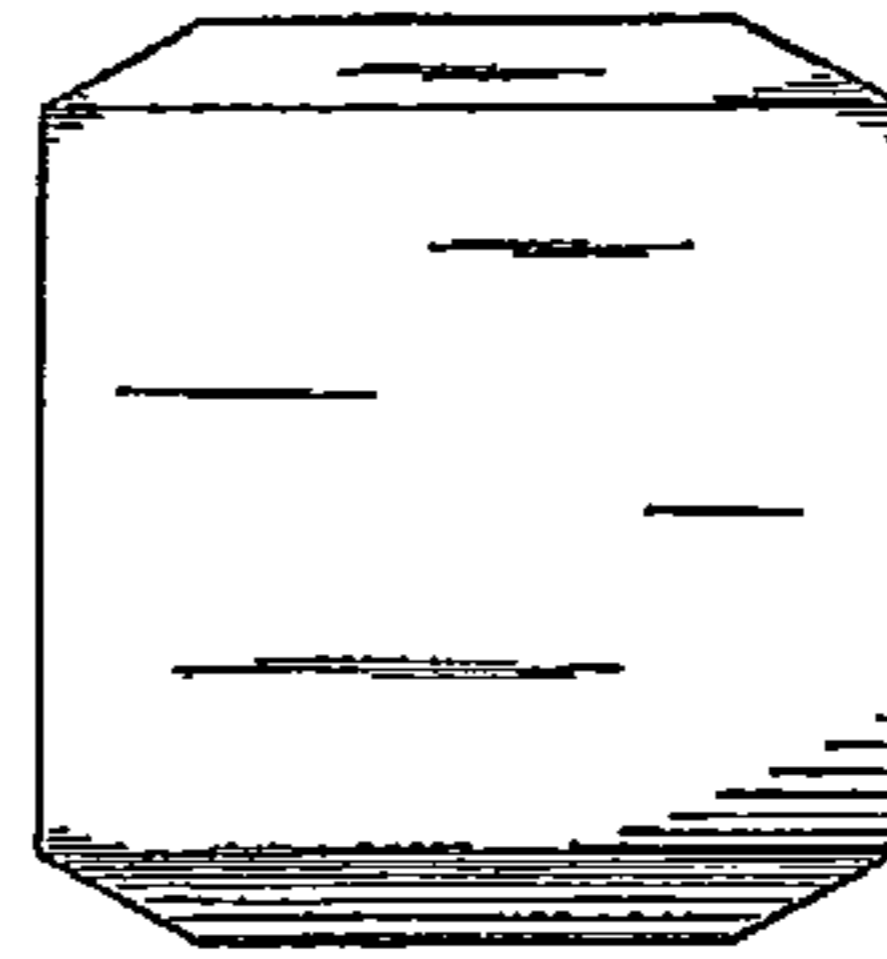


FIG. 4

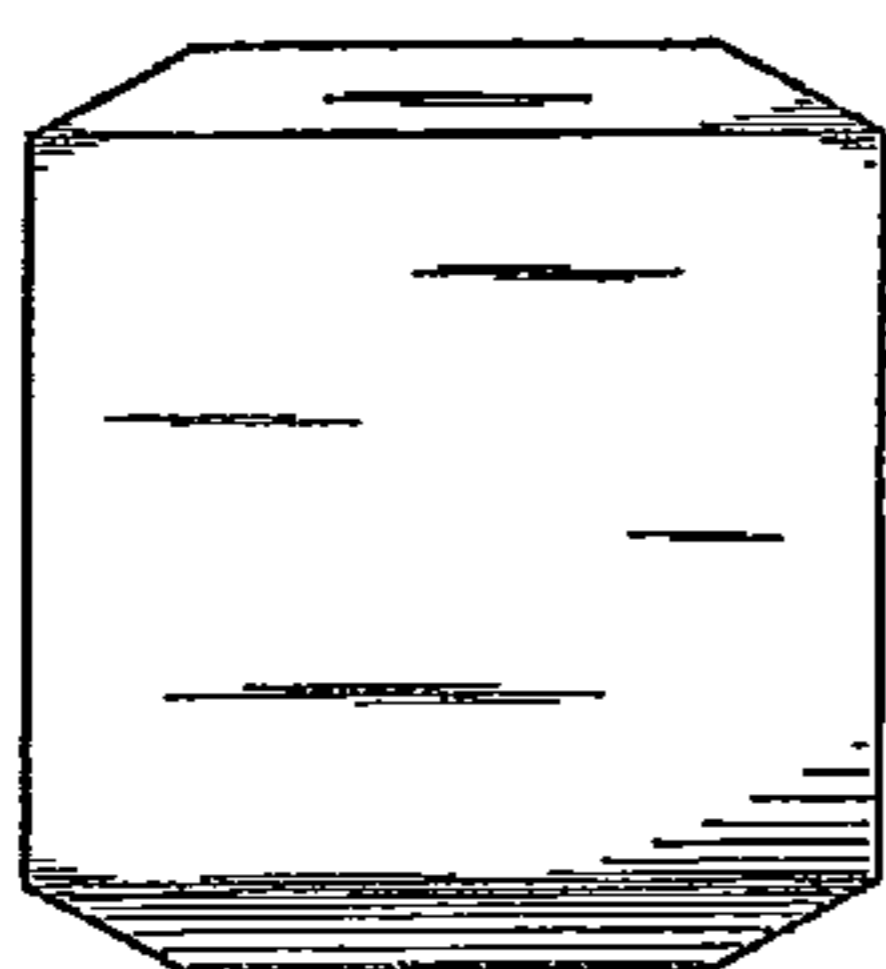


FIG. 5

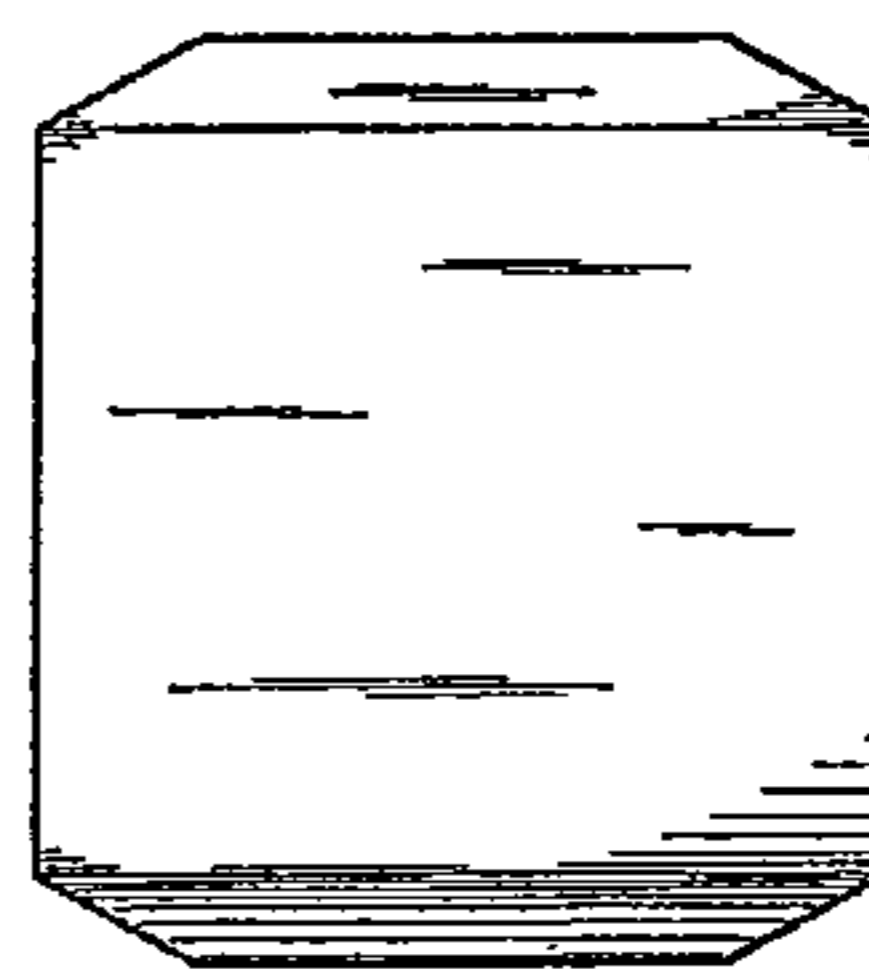


FIG. 6

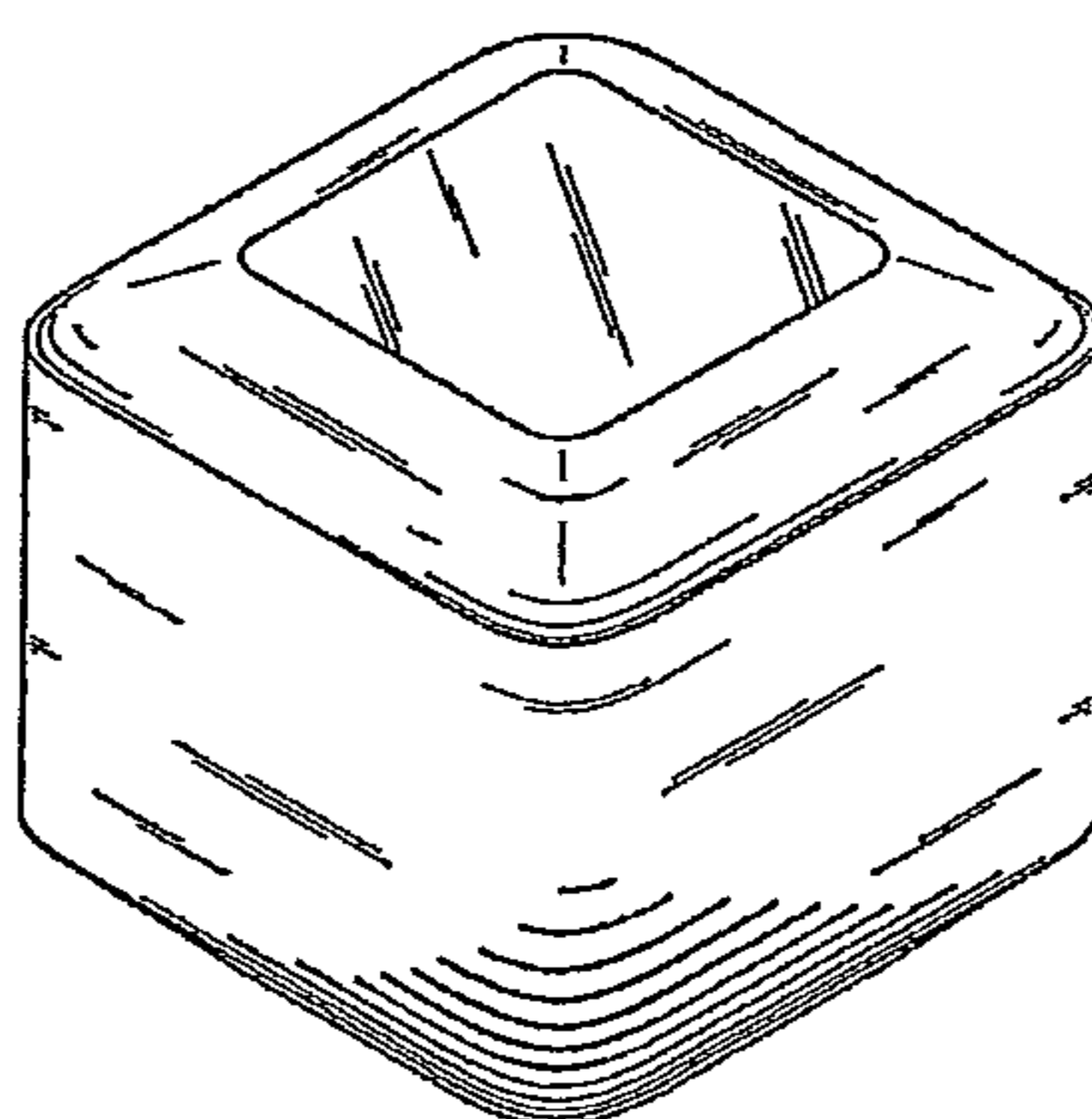


FIG. 7