



US00D685079S

(12) **United States Design Patent**  
**Herbst**

(10) **Patent No.:** **US D685,079 S**  
(45) **Date of Patent:** **\*\* Jun. 25, 2013**

(54) **FAN WITH SPIRAL FORMED GRILLE**  
(71) Applicant: **Scot Herbst**, Santa Cruz, CA (US)  
(72) Inventor: **Scot Herbst**, Santa Cruz, CA (US)  
(\*\*) Term: **14 Years**  
(21) Appl. No.: **29/442,076**  
(22) Filed: **Dec. 3, 2012**  
(51) **LOC (9) Cl.** ..... **23-04**  
(52) **U.S. Cl.**  
USPC ..... **D23/382**  
(58) **Field of Classification Search**  
USPC ..... D23/317, 330, 332-342, 351-360,  
D23/363, 364, 370-379, 381-383, 385-388,  
D23/393, 394, 399, 411-414; 454/237-253,  
454/186, 228-236, 192; 52/302.1; 417/423.1,  
417/423.14; 415/182.1, 200, 90; 416/244 R,  
416/246, 247 R; D6/309; D21/430, 436, 442,  
D21/447, 450, 453, 458; 5/421, 423  
See application file for complete search history.

D565,721 S \* 4/2008 Chen ..... D23/382  
D597,195 S \* 7/2009 Zhuang ..... D23/411  
D597,640 S \* 8/2009 Israel et al. .... D23/335  
D610,672 S \* 2/2010 Xiao ..... D23/382  
D636,858 S \* 4/2011 Ediger et al. .... D23/335

\* cited by examiner

*Primary Examiner* — George D Kirschbaum  
*Assistant Examiner* — Janice Hallmark  
(74) *Attorney, Agent, or Firm* — Knechtel, Demeur & Samlan

(57) **CLAIM**  
We claim the ornamental design for a fan with spiral formed grille, as shown and described.

**DESCRIPTION**

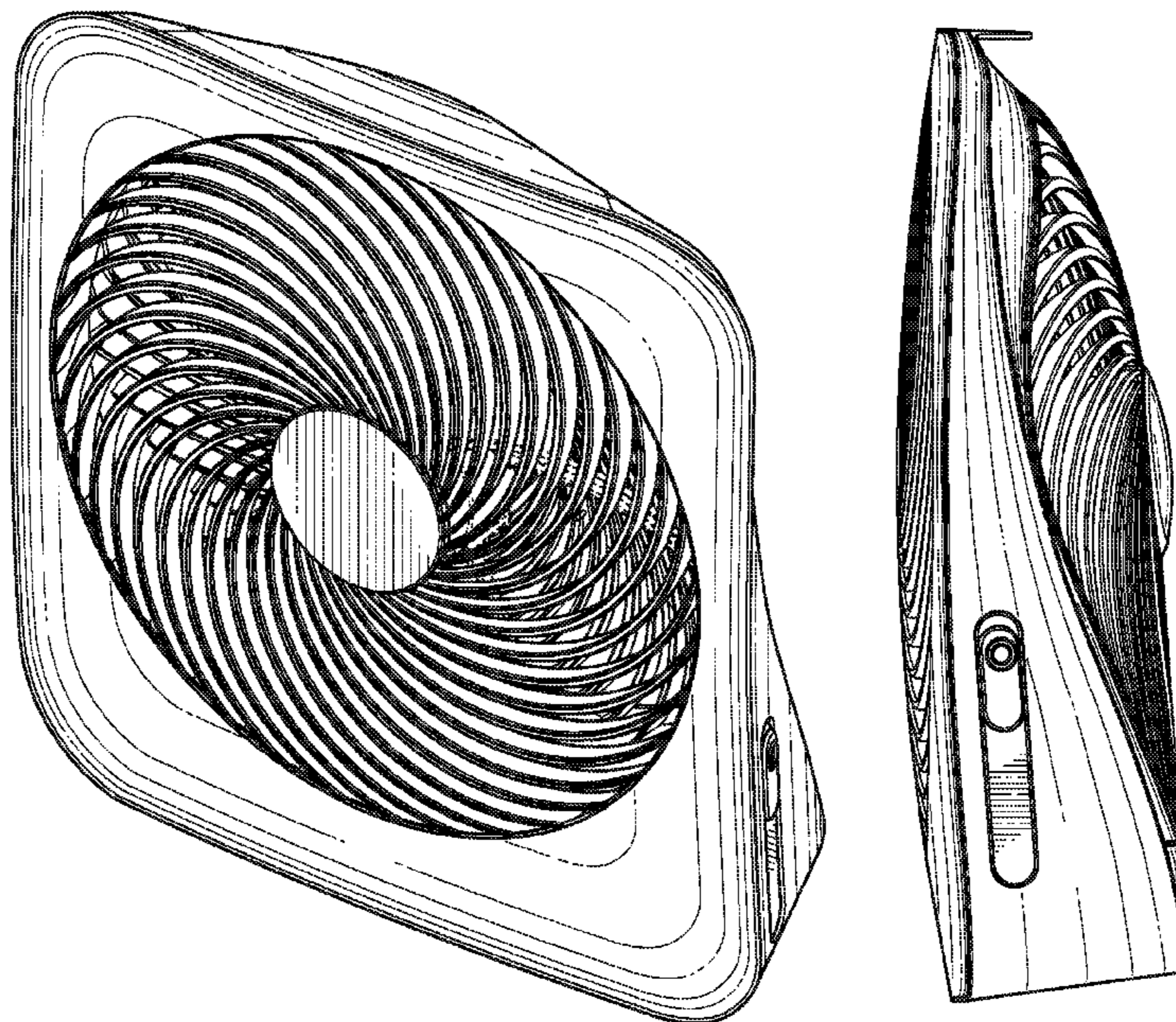
FIG. 1 is a front perspective view of the fan with spiral formed grille;  
FIG. 2 is a rear perspective view of the fan with spiral formed grille;  
FIG. 3 is a front elevational view of the fan with spiral formed grille;  
FIG. 4 is a rear elevational; view of the fan with spiral formed grille;  
FIG. 5 is a side elevational view of the fan with spiral formed grille;  
FIG. 6 is a side elevational view of the opposed side of the fan with spiral formed grille;  
FIG. 7 is a top elevational view of the fan with spiral formed grille; and,  
FIG. 8 is a bottom elevational view of the fan with spiral formed grille.  
The broken line showing of structure is included for the purpose of illustrating portions of the “article” and forms no part of the claimed design.

(56) **References Cited**

U.S. PATENT DOCUMENTS

D325,432 S \* 4/1992 Cook ..... D23/381  
D384,733 S \* 10/1997 Jane et al. .... D23/335  
D384,734 S \* 10/1997 Ellwood ..... D23/337  
D386,579 S \* 11/1997 Jane et al. .... D23/412  
D387,152 S \* 12/1997 Jane et al. .... D23/382  
D402,742 S \* 12/1998 Chen ..... D23/335  
D420,442 S \* 2/2000 Brewer ..... D23/412  
D426,876 S \* 6/2000 Rossman et al. .... D23/341  
D441,065 S \* 4/2001 Ediger et al. .... D23/328  
D499,472 S \* 12/2004 Ching ..... D23/332  
D546,437 S \* 7/2007 Chen ..... D23/382  
D546,933 S \* 7/2007 Chen ..... D23/382

**1 Claim, 7 Drawing Sheets**



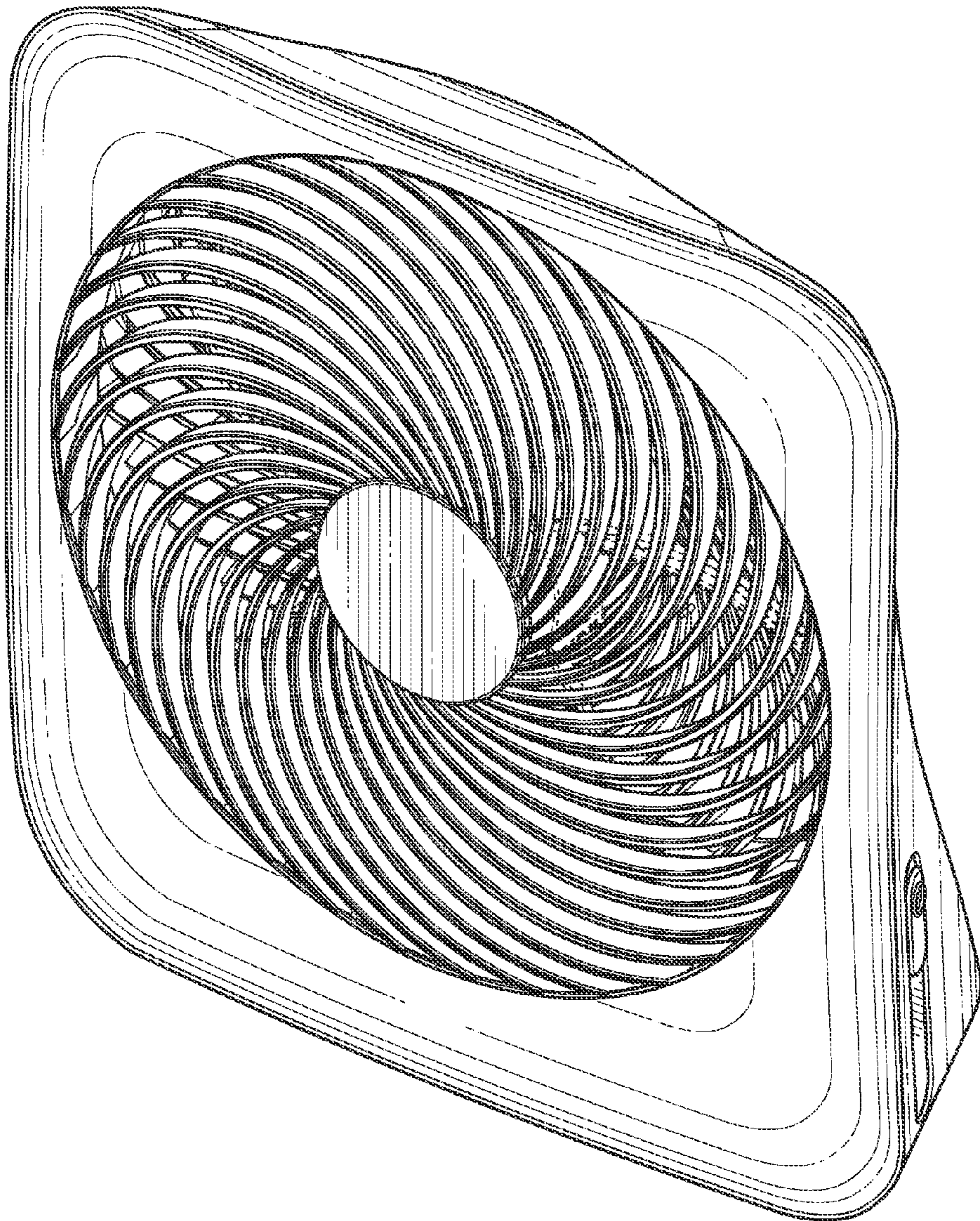


FIG. 1

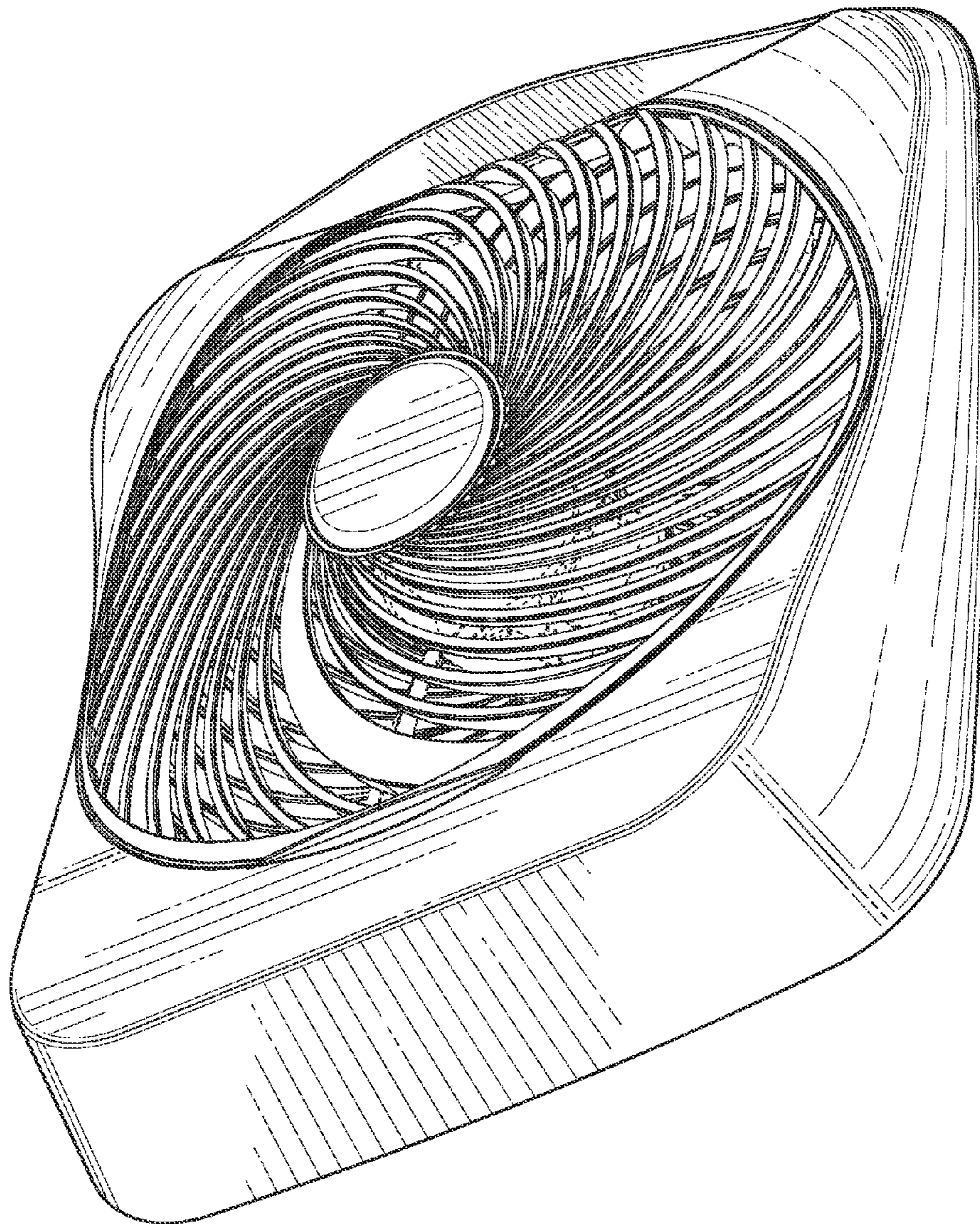
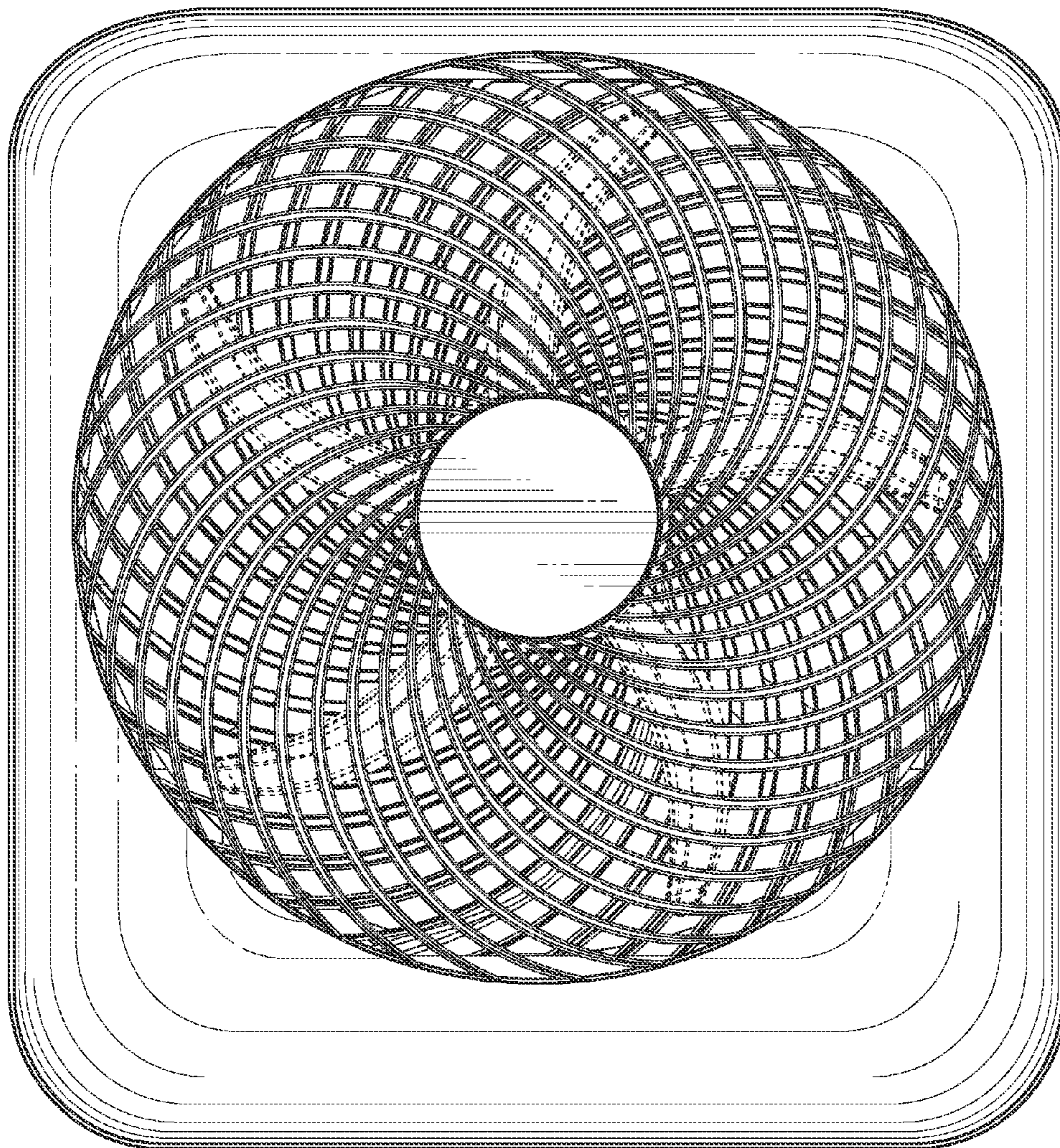


FIG. 2



**FIG. 3**




FIG. 4

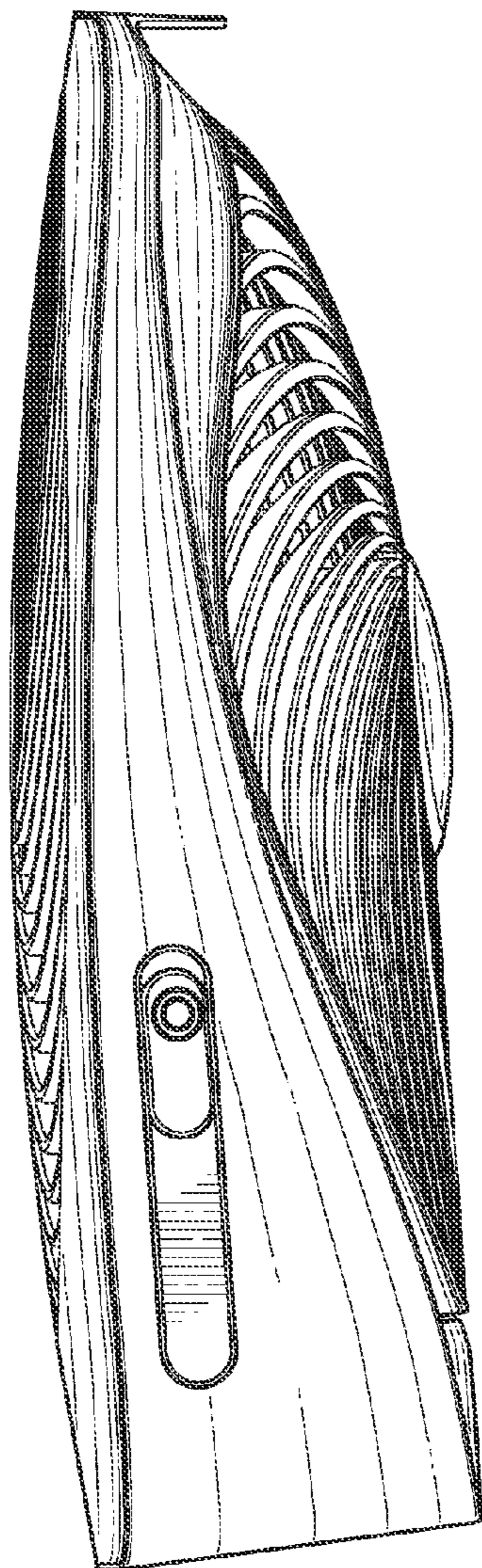


FIG. 5

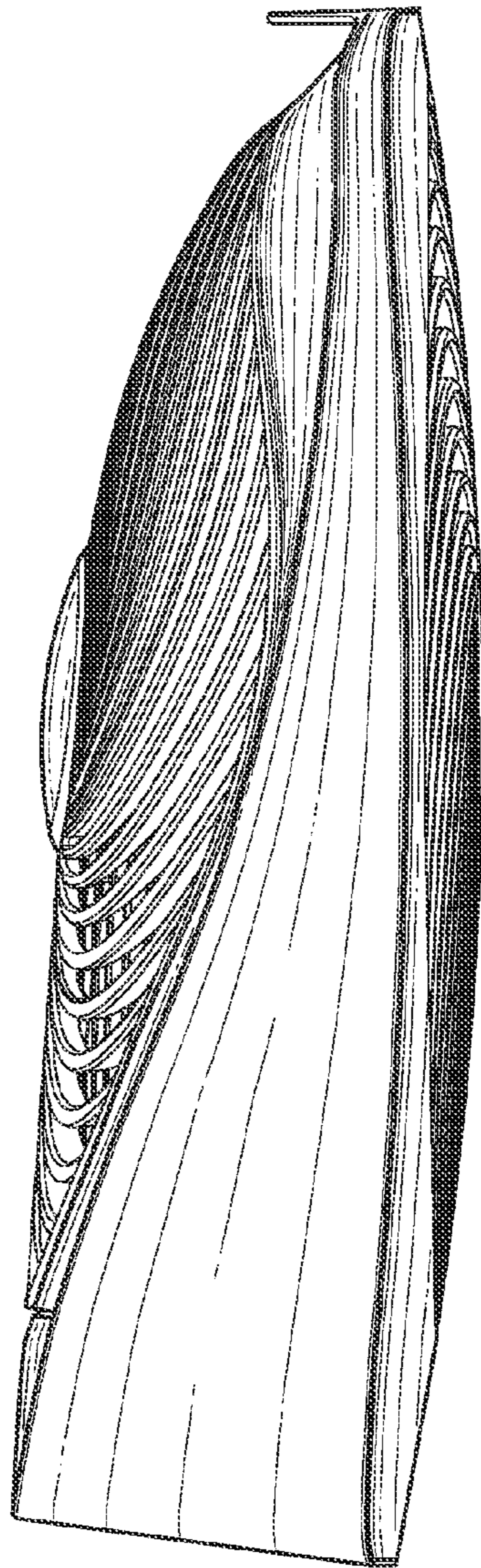


FIG. 6

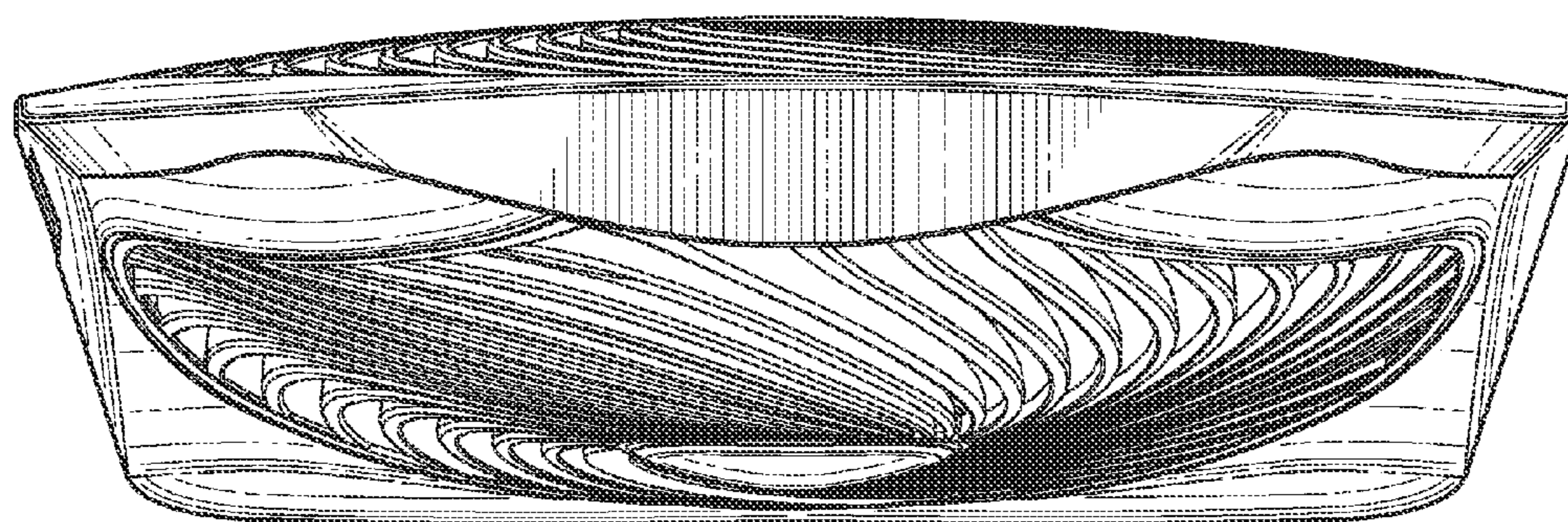


FIG. 7

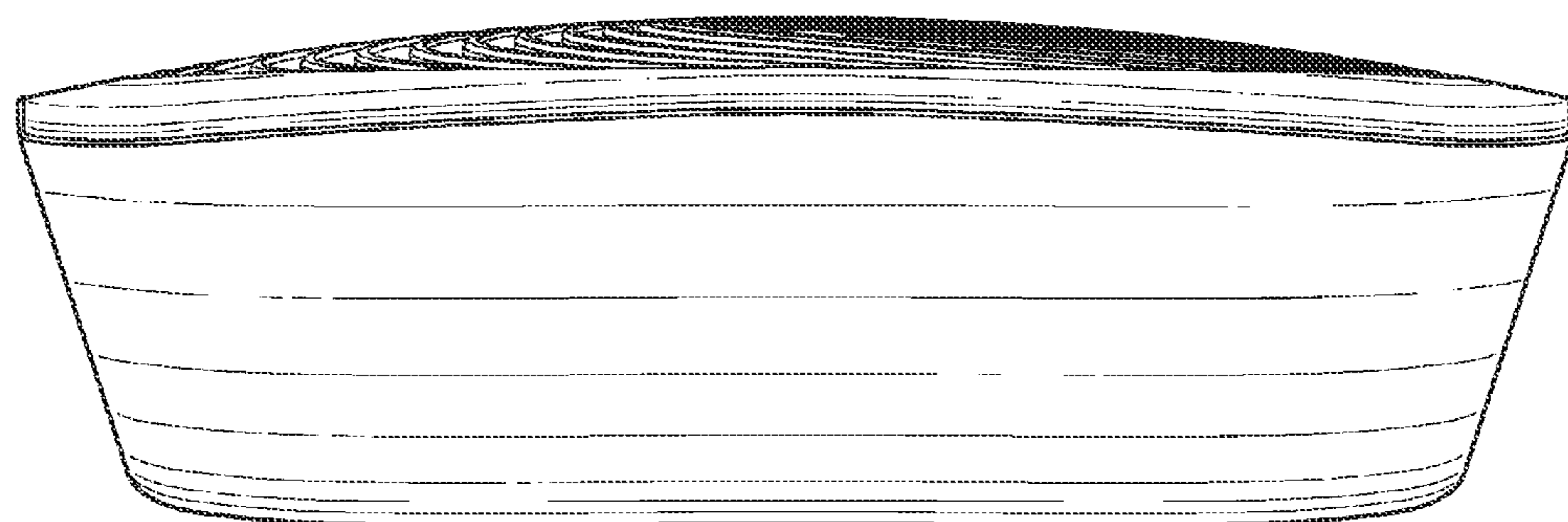


FIG. 8