



US00D685065S

(12) **United States Design Patent**  
**Snelling**

(10) **Patent No.:** **US D685,065 S**  
(45) **Date of Patent:** **\*\* Jun. 25, 2013**

- (54) **POOLSIDE GRATE**
- (75) Inventor: **Peter Snelling**, West Lakes (AU)
- (73) Assignee: **Hydrotech Pty Ltd.** (AU)
- (\*\*) Term: **14 Years**
- (21) Appl. No.: **29/427,812**
- (22) Filed: **Jul. 23, 2012**
- (51) **LOC (9) Cl.** ..... **23-01**
- (52) **U.S. Cl.**  
USPC ..... **D23/261**
- (58) **Field of Classification Search**  
USPC ..... D23/260–261, 267; D25/2, 53, 153,  
D25/156, 154, 155; 52/168, 169.5, 169.7,  
52/302.3; 4/507, 508, 510  
See application file for complete search history.

7,393,153	B2 *	7/2008	Woodson et al.	.....	404/2
D636,099	S *	4/2011	Curtin et al.	.....	D25/156
2001/0030149	A1 *	10/2001	Naddy	.....	210/162
2002/0178660	A1 *	12/2002	Lawson	.....	52/168
2004/0003549	A1 *	1/2004	Lawson	.....	52/168
2004/0005192	A1 *	1/2004	Chapek	.....	405/39
2006/0078377	A1 *	4/2006	Woodson et al.	.....	404/2
2012/0107044	A1 *	5/2012	Bartley et al.	.....	404/2

\* cited by examiner

*Primary Examiner* — Eric Goodman

(74) *Attorney, Agent, or Firm* — Akerman Senterfitt

(57) **CLAIM**

The ornamental design of a poolside grate, as shown and described.

**DESCRIPTION**

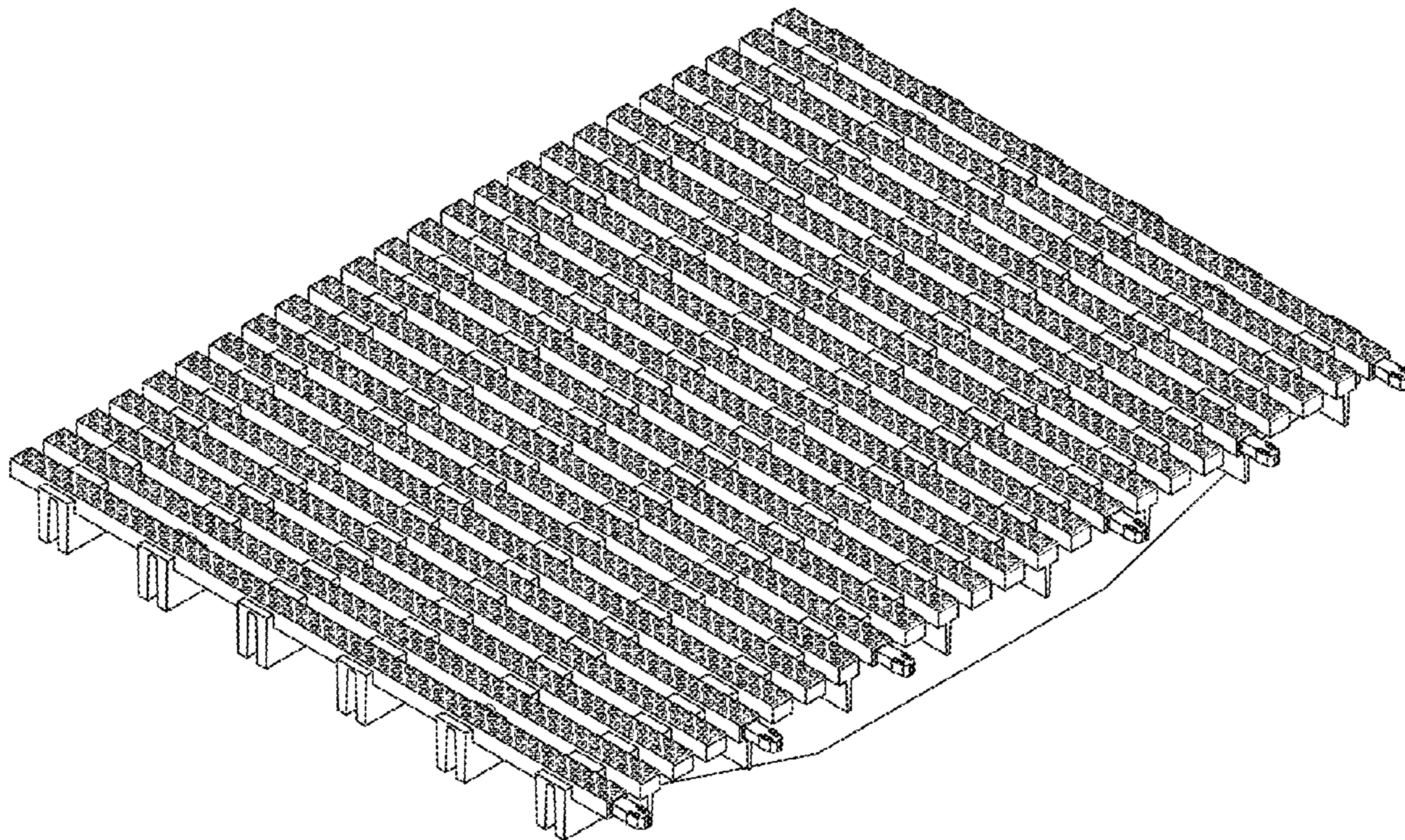
FIG. 1 is a top view of a poolside grate;  
FIG. 2 is a left side view thereof;  
FIG. 3 is a right side view thereof;  
FIG. 4 is a perspective view thereof;  
FIG. 5 is a left end view thereof;  
FIG. 6 is a right end view thereof; and,  
FIG. 7 is a bottom view thereof.

**1 Claim, 5 Drawing Sheets**

(56) **References Cited**

U.S. PATENT DOCUMENTS

D349,774	S *	8/1994	Kongsgaard	.....	D25/156
D437,427	S *	2/2001	Shaffer	.....	D25/156
6,805,517	B2 *	10/2004	Chapek	.....	405/43
7,121,759	B2 *	10/2006	Woodson et al.	.....	404/2



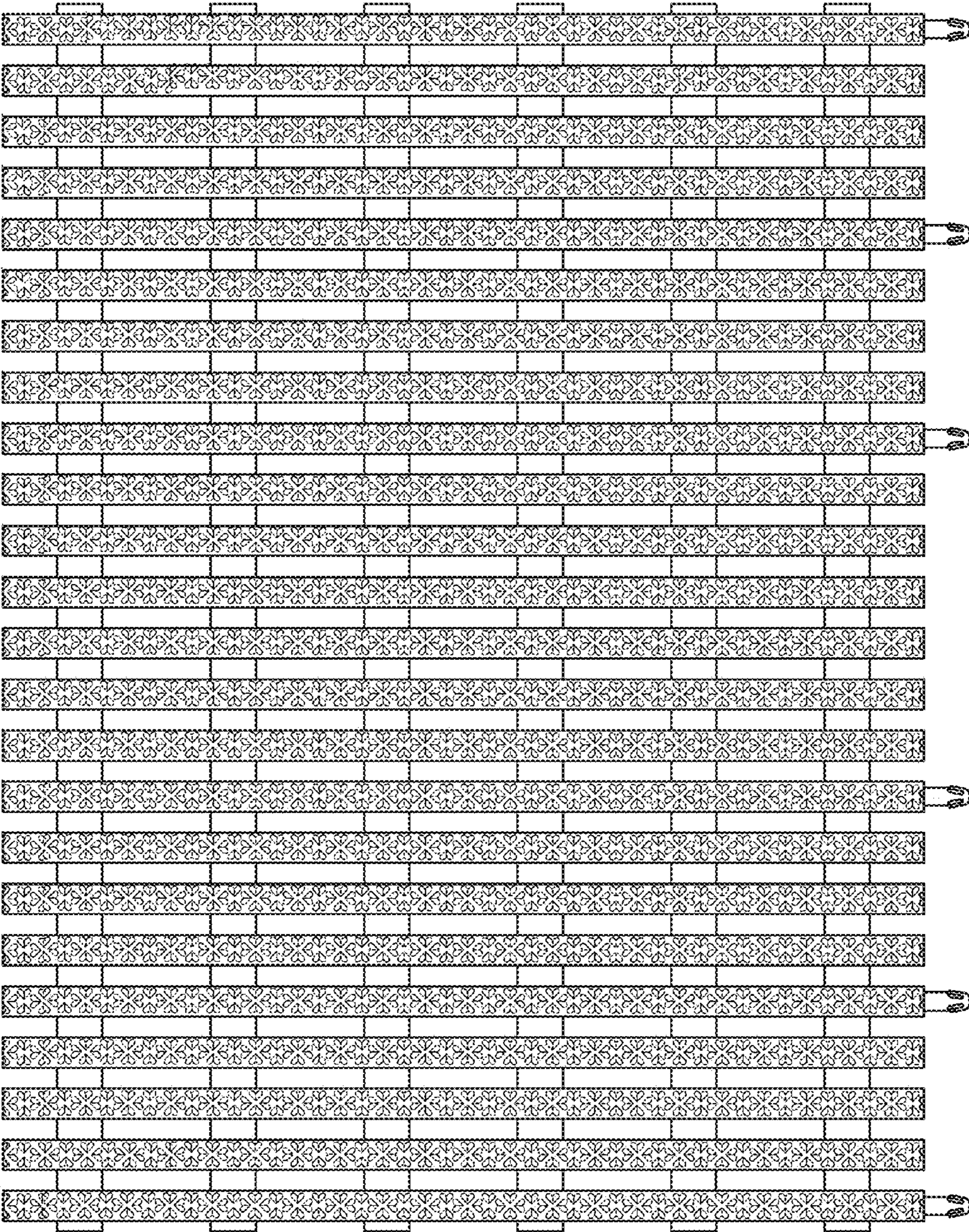


Figure 1

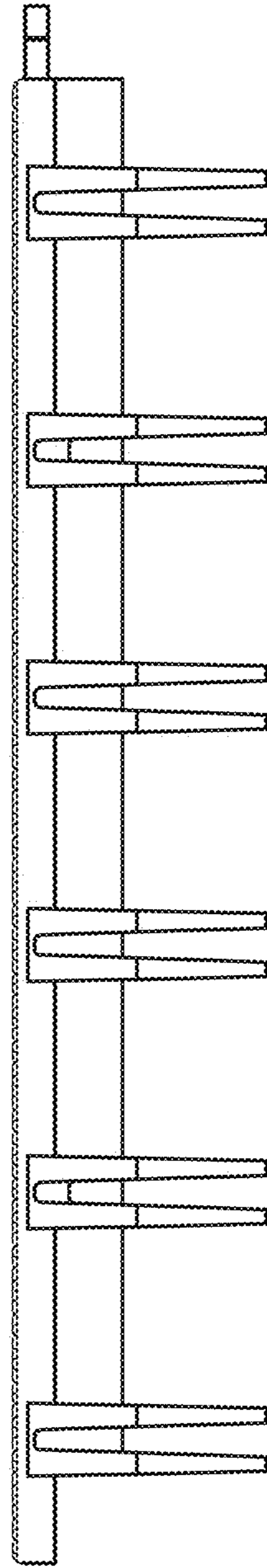


Figure 2

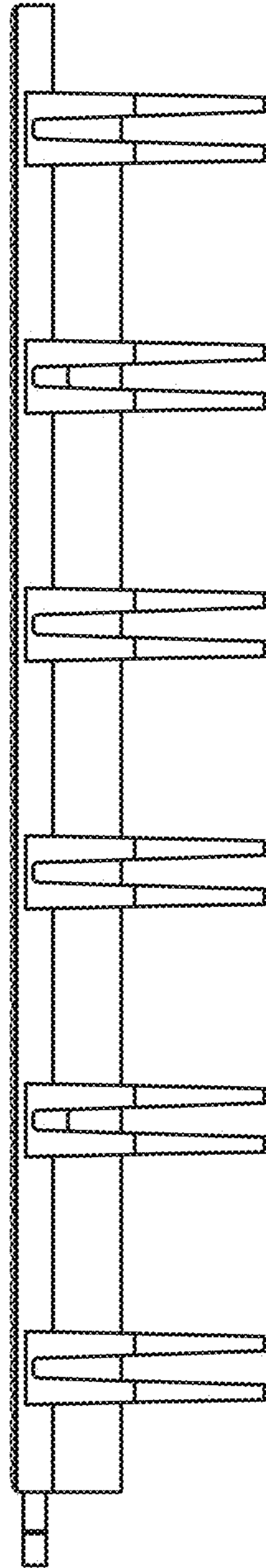


Figure 3

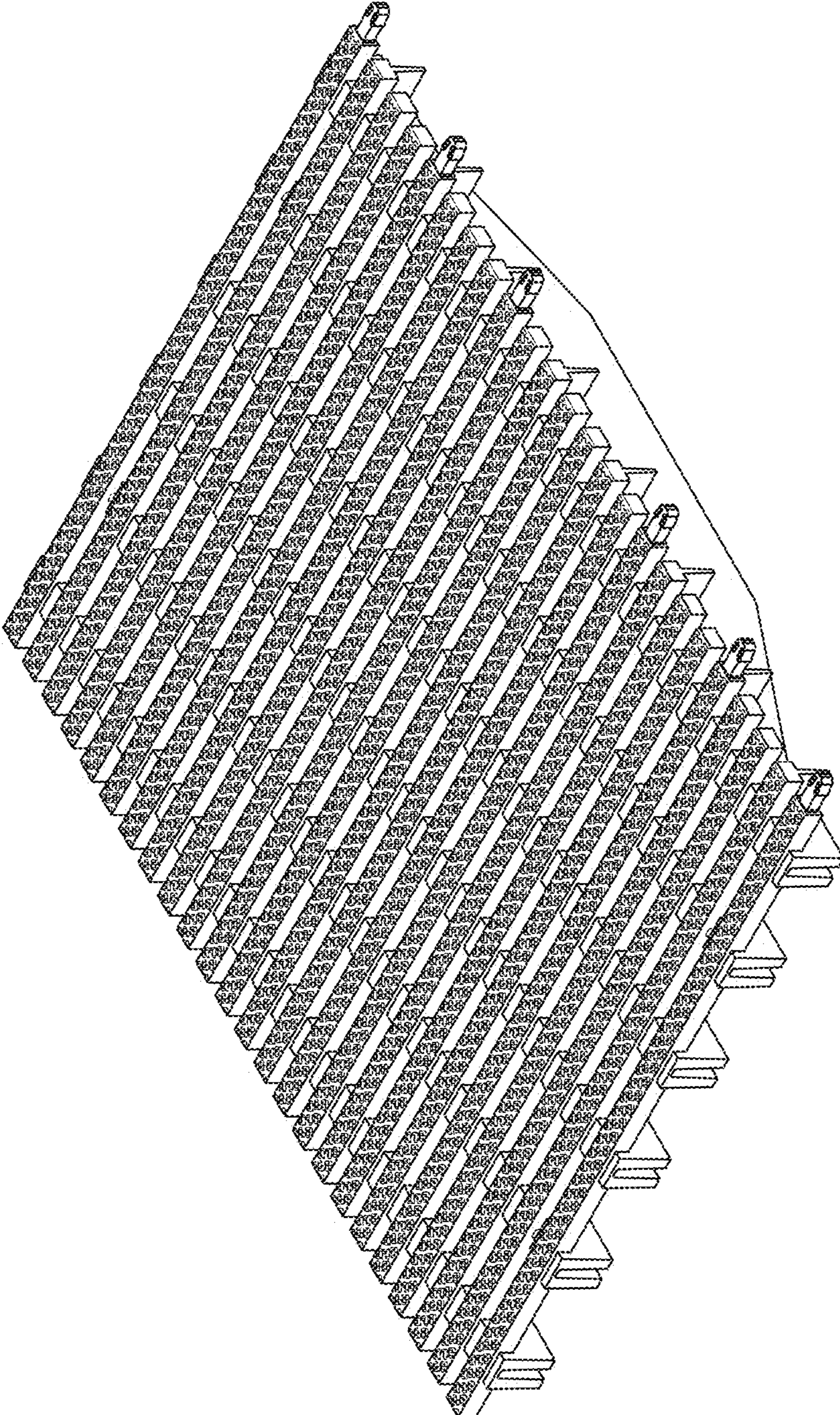


Figure 4

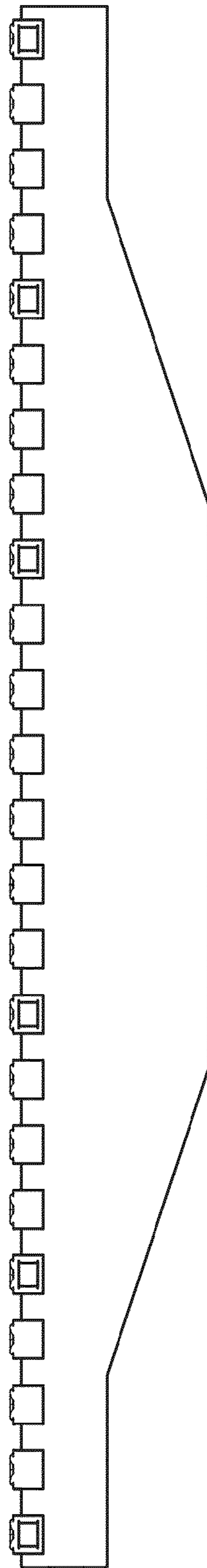


Figure 6

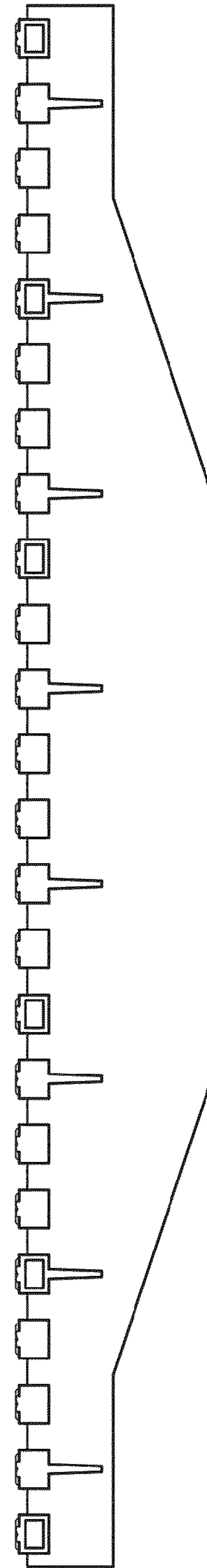


Figure 5




Figure 7