



US00D685054S

(12) **United States Design Patent**
Noraker

(10) **Patent No.:** **US D685,054 S**
(45) **Date of Patent:** **** Jun. 25, 2013**

(54) **FISHING ROD WITH SURFACE ORNAMENTATION**

(75) Inventor: **Alan G. Noraker**, Aurora, CO (US)

(73) Assignee: **Wright & McGill Co.**, Denver, CO (US)

(**) Term: **14 Years**

(21) Appl. No.: **29/372,063**

(22) Filed: **Oct. 8, 2010**

(51) **LOC (9) Cl.** **22-05**

(52) **U.S. Cl.**
USPC **D22/137**

(58) **Field of Classification Search**
USPC D22/137-142; 43/15-17, 18.1 R,
43/18.5, 20-25; 428/36.91, 438
See application file for complete search history.

(56) **References Cited**

U.S. PATENT DOCUMENTS

2,210,231	A *	8/1940	Crandall	43/18.1 R
4,860,482	A *	8/1989	Yamato	43/18.1 R
D330,065	S *	10/1992	Debreczeni	D22/138
6,003,263	A *	12/1999	Thurber et al.	43/18.1 R
6,360,475	B1 *	3/2002	Lepage et al.	43/23
6,383,588	B1 *	5/2002	You	428/36.91
D607,531	S *	1/2010	Chen	D22/137

OTHER PUBLICATIONS

Aqua Design, 2011 Aqua Design Catalog, Melba, Idaho, 2011, 16 pages.

* cited by examiner

Primary Examiner — Catheri Oliver-Garcia

(74) *Attorney, Agent, or Firm* — Sheridan Ross P.C.

(57) **CLAIM**

The ornamental design for a fishing rod with surface ornamentation, as shown and described.

DESCRIPTION

The patent or application file contains at least one drawing executed in color. Copies of this patent or patent application publication with color drawings/photographs will be provided by the office upon request and payment of the necessary fee.

FIG. 1 is a side view of a fishing rod with surface ornamentation showing our new design in color;

FIG. 2 is a top plan view of a portion thereof;

FIG. 3 is a bottom plan view of a portion thereof;

FIG. 4 is a left side view of a portion thereof;

FIG. 5 is a right side view of a portion thereof;

FIG. 6 is a detail of the fishing rod with surface ornamentation illustrated in FIG. 1;

FIG. 7 is a side view of an alternative embodiment of a fishing rod with surface ornamentation showing our new design in black and white;

FIG. 8 is a top plan view of a portion thereof;

FIG. 9 is a bottom plan view of a portion thereof;

FIG. 10 is a left side view of a portion thereof;

FIG. 11 is a right side view of a portion thereof; and,

FIG. 12 is a detail of the fishing rod with surface ornamentation illustrated in FIG. 7.

Although the fishing rod is generally tapered as is conventional, such taper is not apparent in FIGS. 2-12, as the taper along the length of the rod is gradual, and the portions depicted in FIGS. 2-12 are relatively short.

The broken lines in the drawings are for illustrative purposes only and do not form a part of the claimed design.

1 Claim, 6 Drawing Sheets
(6 of 6 Drawing Sheet(s) Filed in Color)






Fig. 1




Fig. 2




Fig. 3




Fig. 4




Fig. 5




Fig. 6




Fig. 7



Fig. 8




Fig. 9



Fig. 10




Fig. 11




Fig. 12