



US00D685053S

(12) **United States Design Patent**
Altman

(10) **Patent No.:** **US D685,053 S**
(45) **Date of Patent:** **** Jun. 25, 2013**

(54) **FISHING LURE**

(71) Applicant: **Jeremy Altman**, Martinez, GA (US)

(72) Inventor: **Jeremy Altman**, Martinez, GA (US)

(**) Term: **14 Years**

(21) Appl. No.: **29/443,766**

(22) Filed: **Jan. 22, 2013**

(51) **LOC (9) Cl.** **22-05**

(52) **U.S. Cl.**
USPC **D22/133**

(58) **Field of Classification Search**
USPC D22/126-133; 43/42.33, 42.32, 42.45,
43/42.5, 42.51, 42.37, 42.39, 42.44
See application file for complete search history.

(56) **References Cited**

U.S. PATENT DOCUMENTS

D57,858 S * 5/1921 Pflueger D22/133
3,423,868 A * 1/1969 Le Master 43/42.33

4,176,490 A * 12/1979 Philips 43/42.33
D256,045 S * 7/1980 Philips D22/133
D328,773 S * 8/1992 Wilson et al. D22/133
D449,871 S * 10/2001 Keywan et al. D22/133
D513,057 S * 12/2005 Mueller D22/131

* cited by examiner

Primary Examiner — Catheri Oliver-Garcia

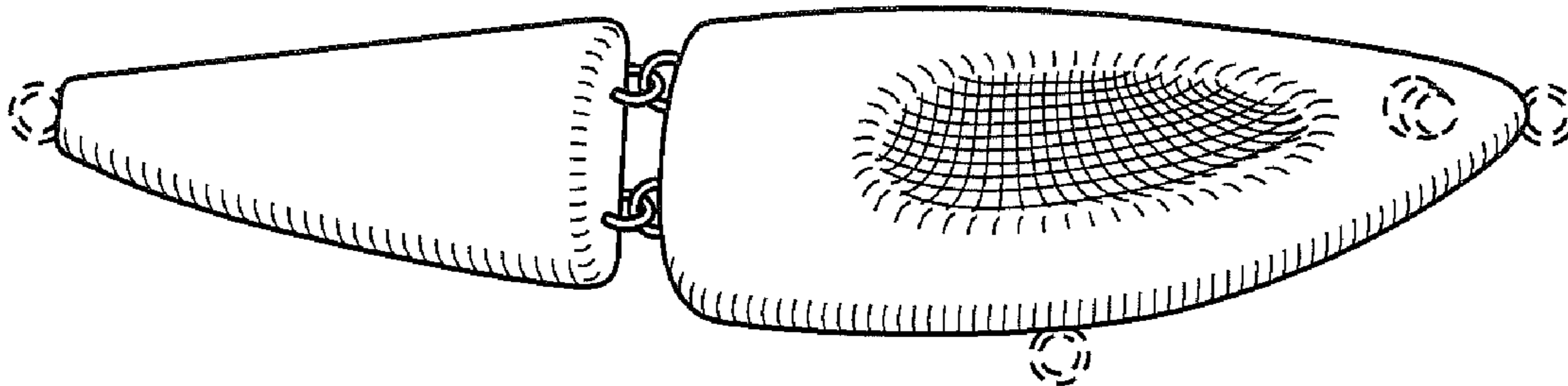
(57) **CLAIM**

The ornamental design for a fishing lure, as shown and described.

DESCRIPTION

FIG. 1 is a left side view (as seen from the front) of the fishing lure.
FIG. 2 is a right side view (as seen from the front) thereof.
FIG. 3 is a top view thereof.
FIG. 4 is a bottom view thereof.
FIG. 5 is a front view thereof.
FIG. 6 is a rear view thereof; and,
FIG. 7 is a perspective view thereof.

1 Claim, 3 Drawing Sheets



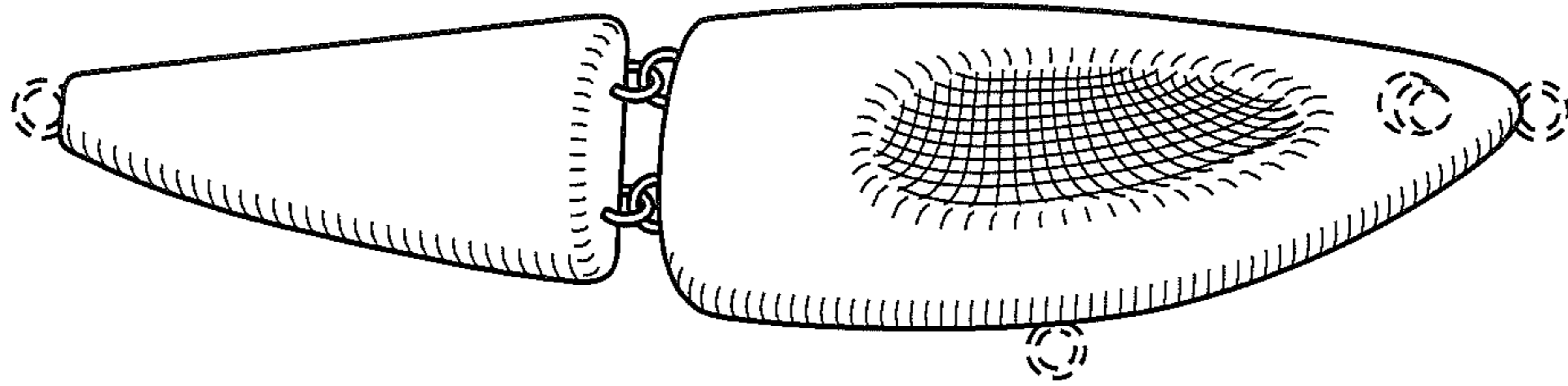


FIG. 1

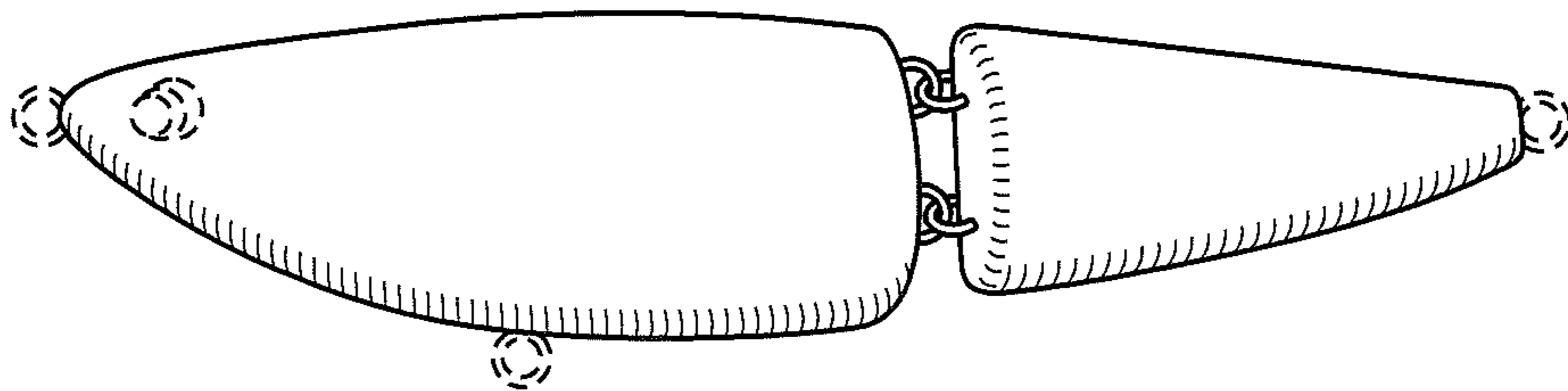


FIG. 2

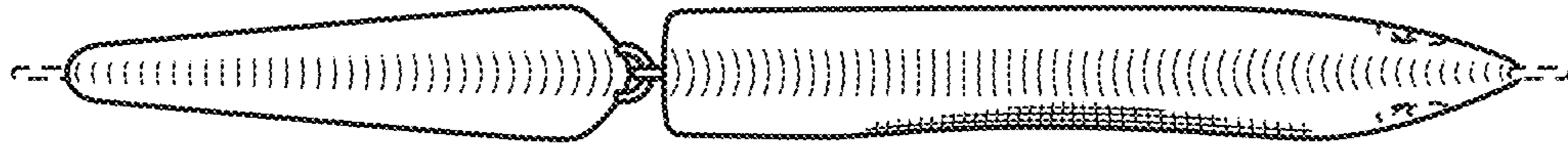


FIG. 3




FIG. 4

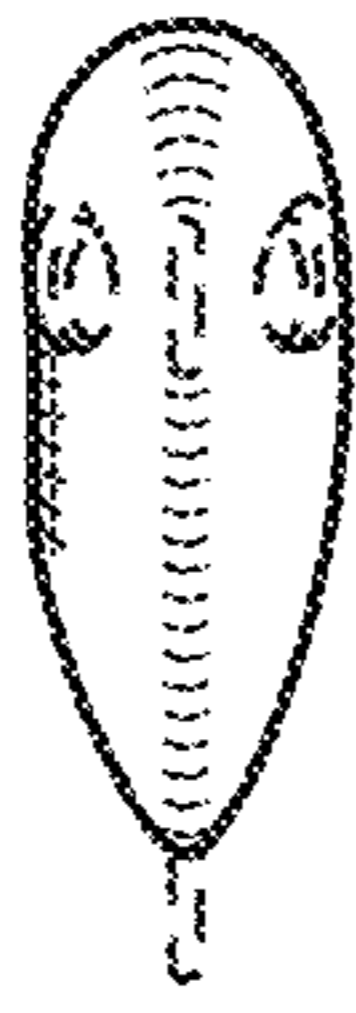


FIG. 5



FIG. 6

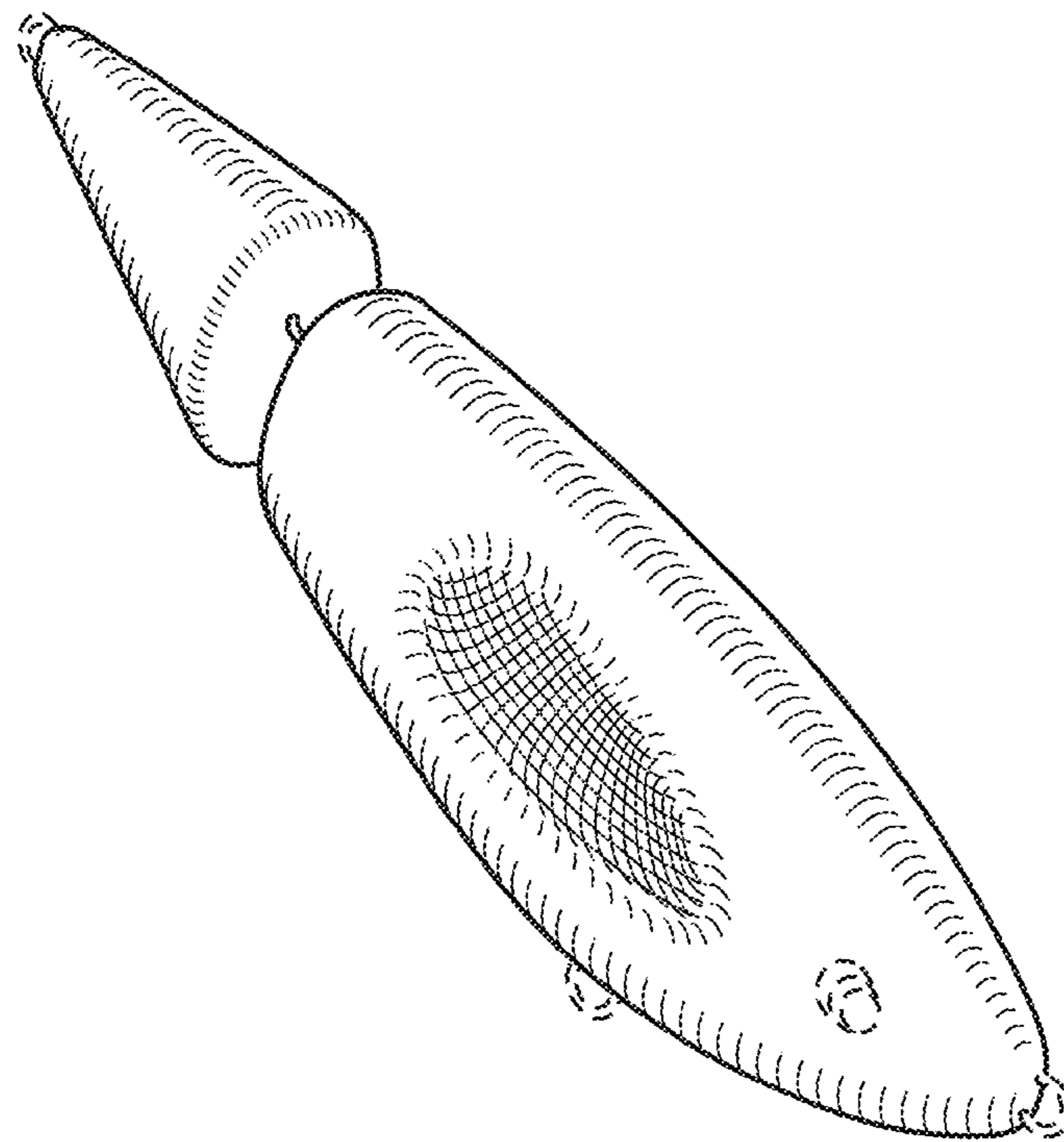


FIG. 7