



US00D685028S

(12) **United States Design Patent**
Zander

(10) **Patent No.:** **US D685,028 S**
(45) **Date of Patent:** **** Jun. 25, 2013**

(54) **CAP FOR A WRITING INSTRUMENT**

(75) Inventor: **Jan Zander**, Hamburg (DE)

(73) Assignee: **Montblanc-Simplo GmbH**, Hamburg (DE)

(**) Term: **14 Years**

(21) Appl. No.: **29/411,455**

(22) Filed: **Jan. 20, 2012**

(30) **Foreign Application Priority Data**

Jul. 22, 2011 (WO) DM/076 481

(51) **LOC (9) Cl.** **19-57**

(52) **U.S. Cl.**
USPC **D19/57**

(58) **Field of Classification Search**
USPC .. D14/411; D19/35, 36, 41-51, 54-58; 24/11
F, 11 P, 11 R; 401/52, 99-109, 192, 195,
401/196; D28/7, 76, 88
See application file for complete search history.

(56) **References Cited**

U.S. PATENT DOCUMENTS

2,536,923	A *	1/1951	Fehling	401/101
D329,460	S *	9/1992	Rousseau	D19/46
D386,525	S *	11/1997	Voegeli	D19/49
D555,727	S *	11/2007	Bruzzi	D19/48
D556,825	S *	12/2007	Bruzzi	D19/51

D566,180	S *	4/2008	Mori	D19/51
D578,573	S *	10/2008	Bhavnani et al.	D19/54
D622,768	S *	8/2010	Tissier	D19/46
D628,633	S *	12/2010	Zhang	D19/46
D652,079	S *	1/2012	Tissier	D19/46
D656,990	S *	4/2012	Bruzzi	D19/42
D657,820	S *	4/2012	Bruzzi	D19/42

* cited by examiner

Primary Examiner — Elizabeth Albert

(74) *Attorney, Agent, or Firm* — Young & Thompson

(57) **CLAIM**

The ornamental design for a cap for a writing instrument, as shown and described.

DESCRIPTION

FIG. 1 is a top view of the cap for a writing instrument.
FIG. 2 is a bottom view of the cap for a writing instrument.
FIG. 3 is a side view from the top of FIG. 1.
FIG. 4 is a side view from the bottom of FIG. 1.
FIG. 5 is an enlarged view from the right of FIG. 1.
FIG. 6 is an enlarged view from the left of FIG. 1; and,
FIG. 7 is a perspective view of the cap for a writing instrument.
The broken lines showing the inside in FIG. 6 are included for the purpose of showing portions of the cap for a writing instrument that form no part of the claimed design.

1 Claim, 6 Drawing Sheets

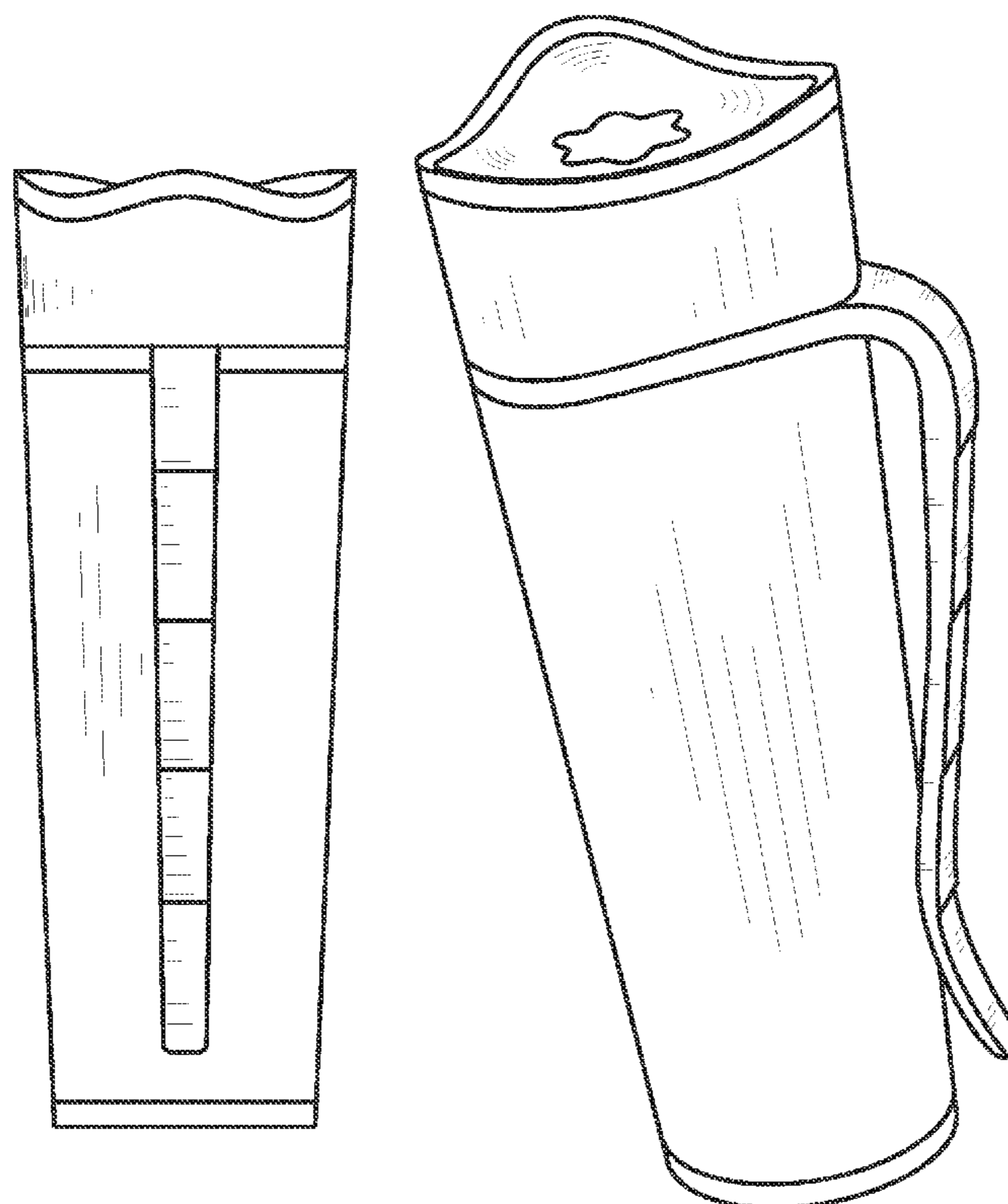


fig.1


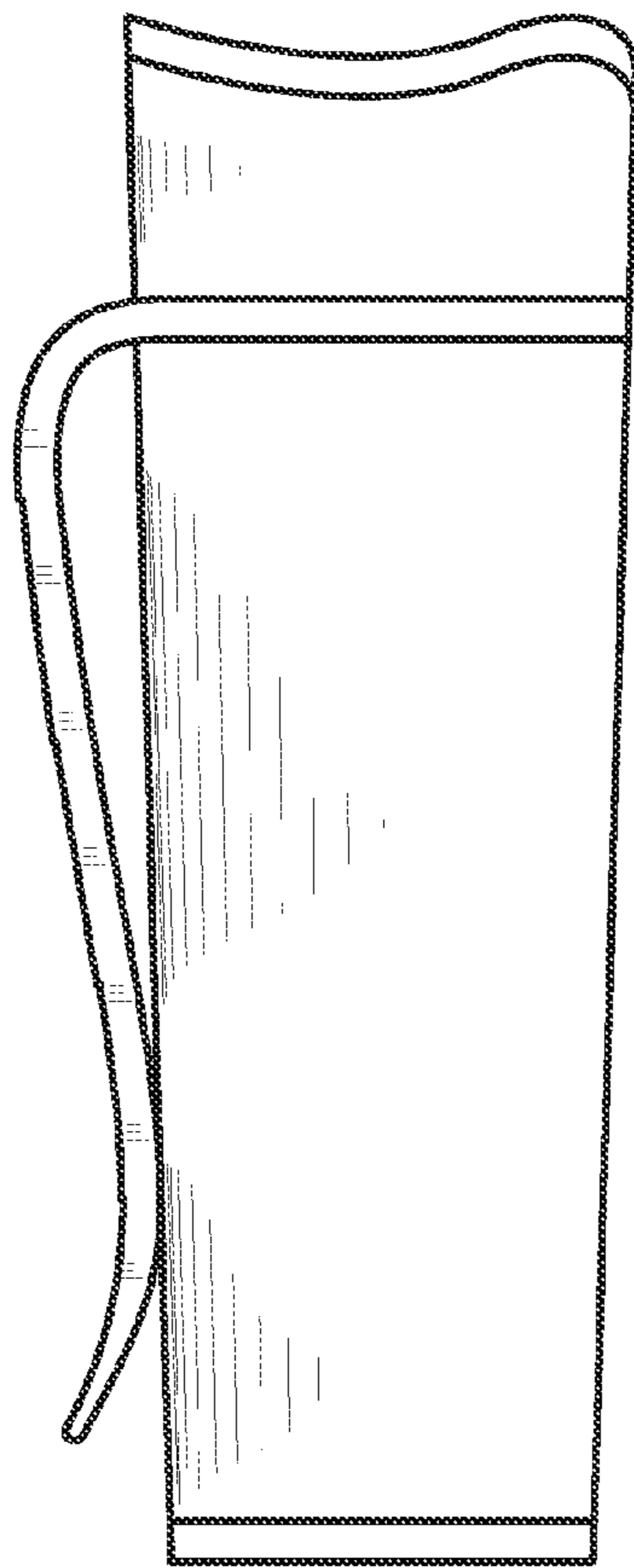


fig.2



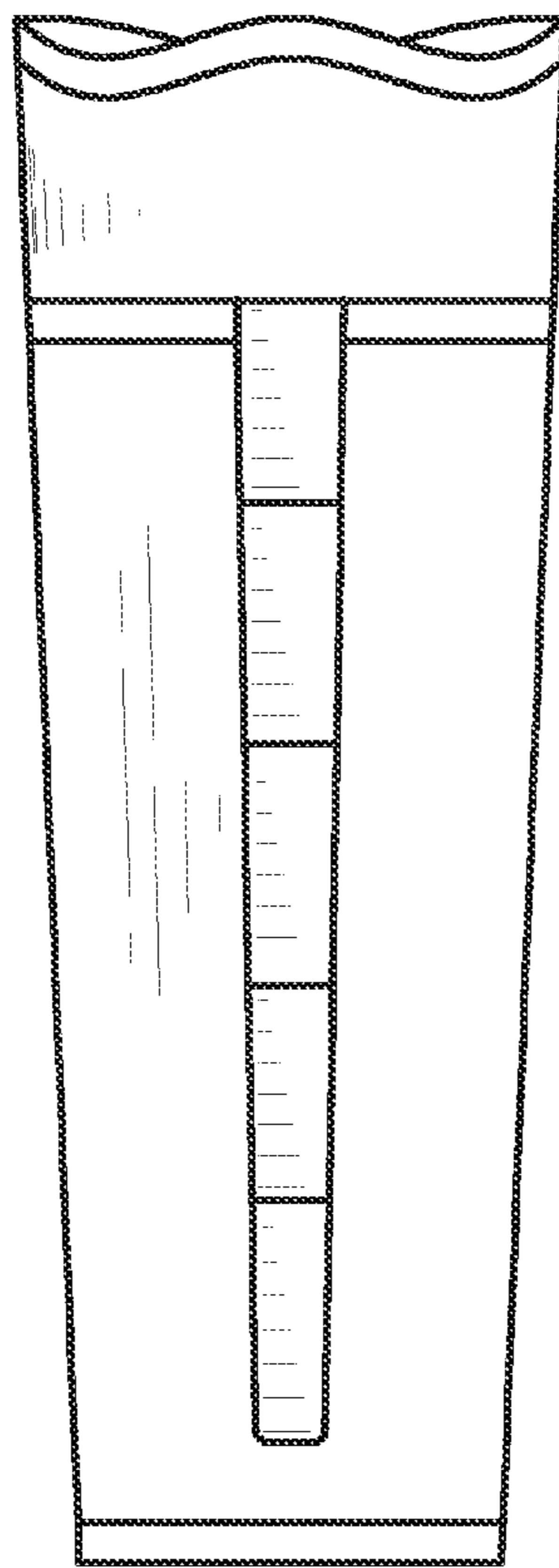


fig.3

fig.4




fig.5

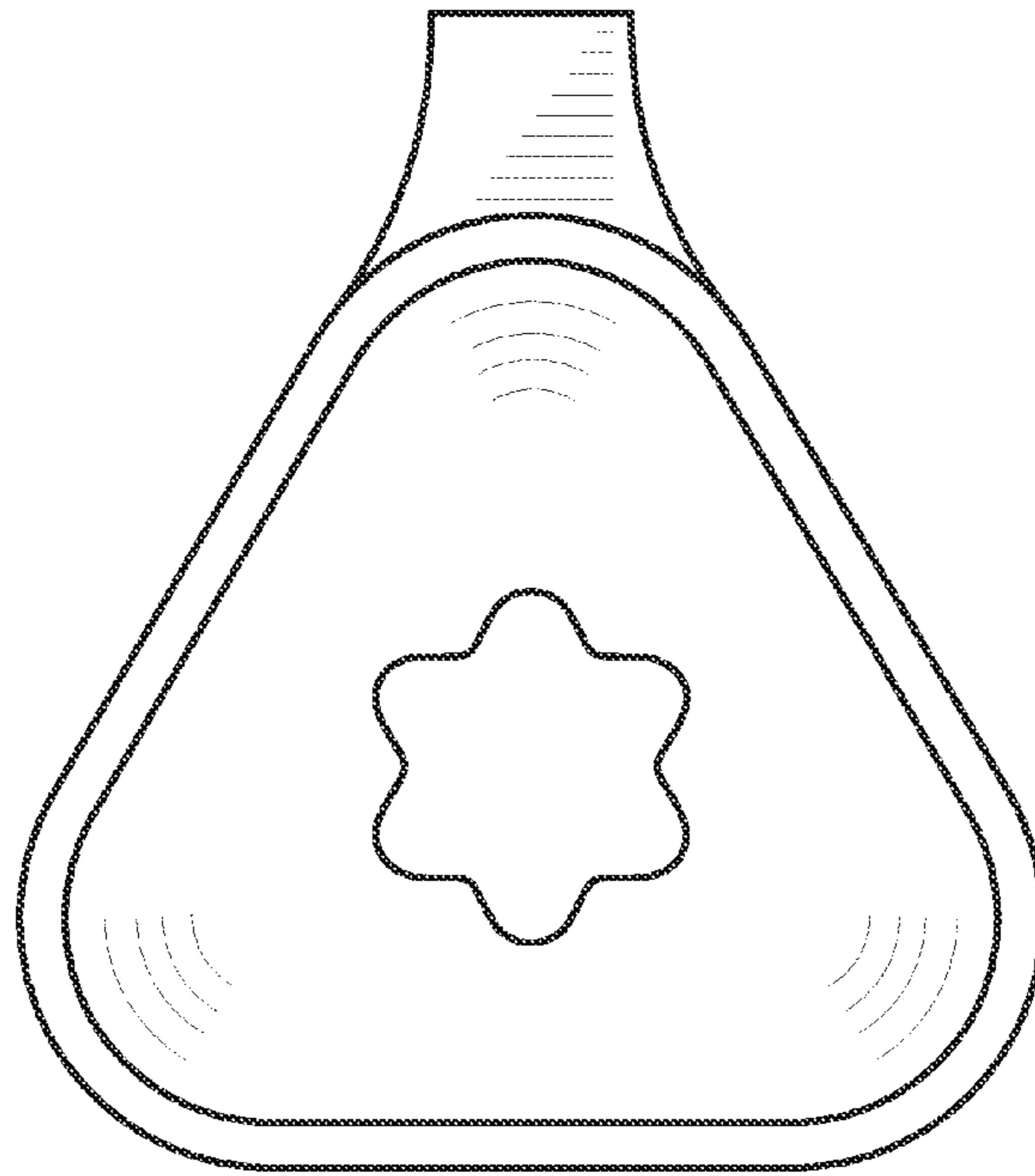


fig.6

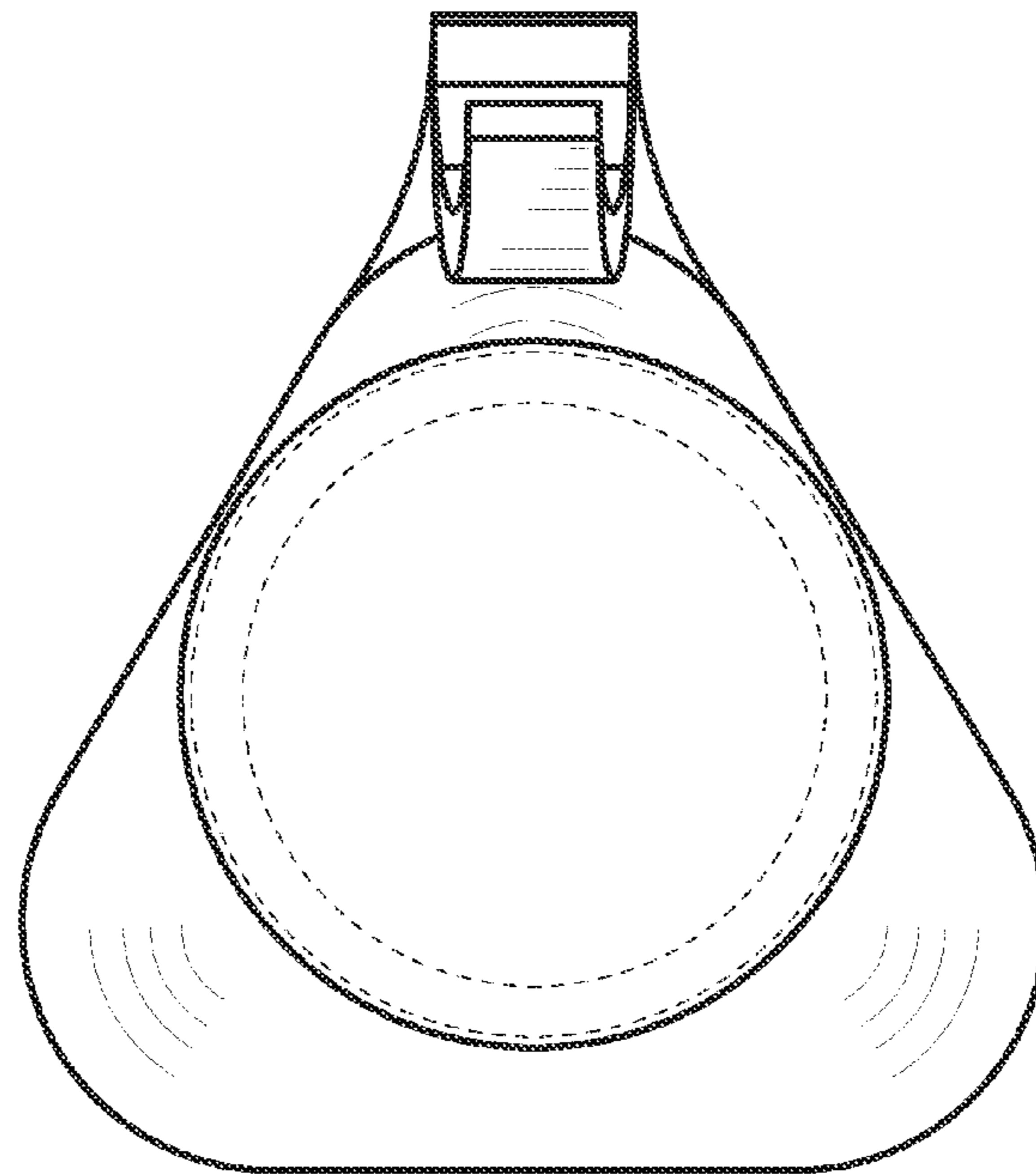


fig.7

