



US00D685027S

(12) **United States Design Patent**
Takanashi

(10) **Patent No.:** **US D685,027 S**
(45) **Date of Patent:** **** Jun. 25, 2013**

(54) **PEN**
(75) **Inventor:** **Kazuhiko Takanashi, Tokyo (JP)**
(73) **Assignee:** **Mitsubishi Pencil Company, Limited,**
Tokyo (JP)
(**) **Term:** **14 Years**

D416,042 S * 11/1999 Burkhardt, Jr. D19/51
D462,386 S * 9/2002 Iwase et al. D19/43
D484,537 S * 12/2003 Arita et al. D19/43
D547,375 S * 7/2007 Gerules D19/51
D562,396 S * 2/2008 Qiu et al. D19/51
D589,559 S * 3/2009 Slemp D19/51
D617,379 S * 6/2010 Mouclier D19/46
D621,875 S * 8/2010 Stukenkemper D19/47
D667,883 S * 9/2012 Chen D19/51
D669,127 S * 10/2012 Chen D19/49

(21) **Appl. No.:** **29/410,927**

* cited by examiner

(22) **Filed:** **Jan. 13, 2012**

Primary Examiner — Elizabeth Albert

(30) **Foreign Application Priority Data**

(74) *Attorney, Agent, or Firm* — Andrew F. Young, Esq.;
Lackebach Siegel, LLP

Jul. 15, 2011 (JP) 2011-016346

(51) **LOC (9) Cl.** **19-06**

(57) **CLAIM**

The ornamental design for a pen, as shown and described.

(52) **U.S. Cl.**
USPC **D19/48**

DESCRIPTION

(58) **Field of Classification Search**
USPC .. D14/411; D19/35, 36, 41–51, 54–58; 24/11
F, 11 P, 11 R; 401/52, 99–109, 192, 195,
401/196; D28/7, 76, 88
See application file for complete search history.

FIG. 1 is a perspective view of a pen showing my new design.
FIG. 2 is a front elevational view thereof
FIG. 3 is a left side elevational view of FIG. 1.
FIG. 4 is a right side elevational view of FIG. 1.
FIG. 5 is a rear elevational view of FIG. 1.
FIG. 6 is an enlarged top plan view of FIG. 1; and,
FIG. 7 is an enlarged bottom plan view of FIG. 1.
The broken lines showing features in the top view of FIG. 6
are included for the purpose of showing portions of the pen
that form no part of the claimed design.

(56) **References Cited**

U.S. PATENT DOCUMENTS

2,508,372 A * 5/1950 Carlson 242/379.2
D401,278 S * 11/1998 Hu D19/51
D404,427 S * 1/1999 Takanashi D19/48
D409,241 S * 5/1999 Melnick D19/36

1 Claim, 3 Drawing Sheets

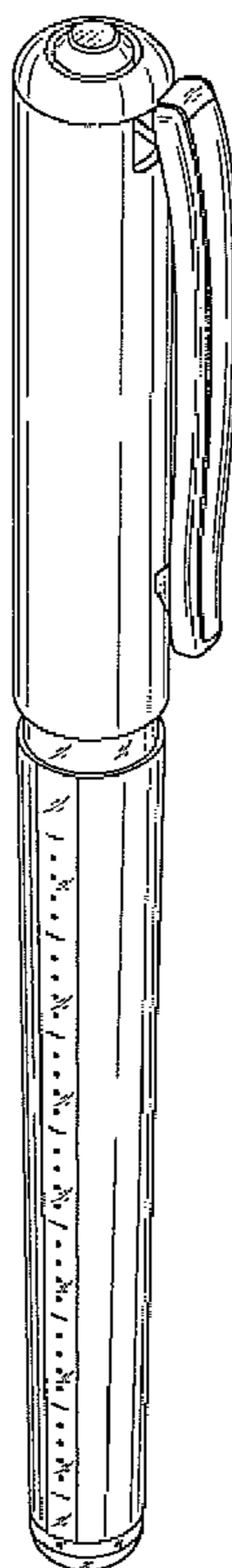


FIG. 1

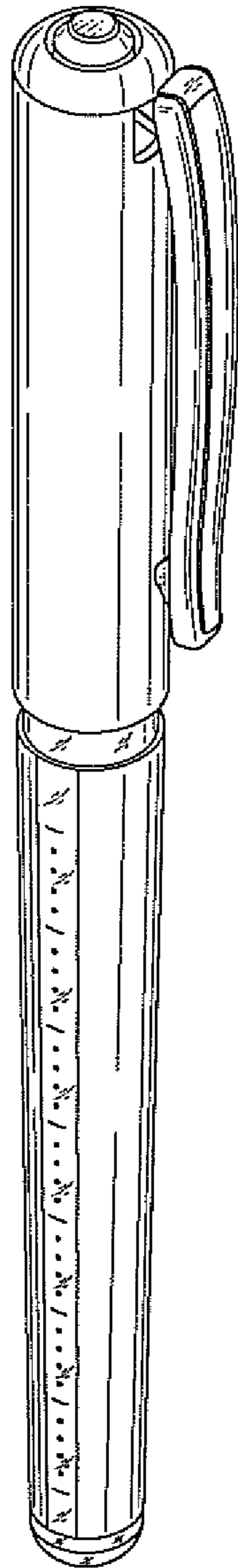


FIG. 2



FIG. 3

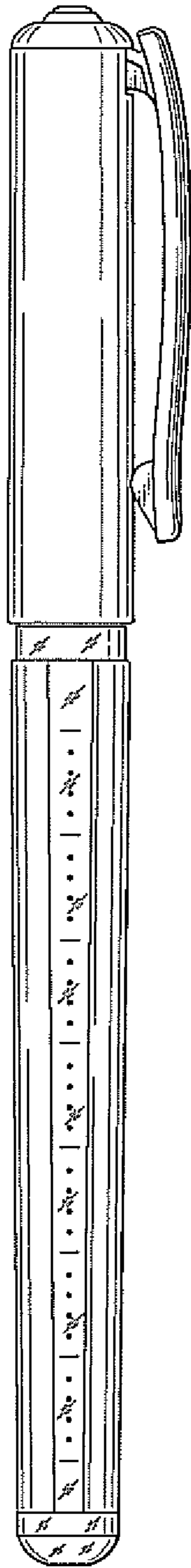


FIG. 4




FIG. 5

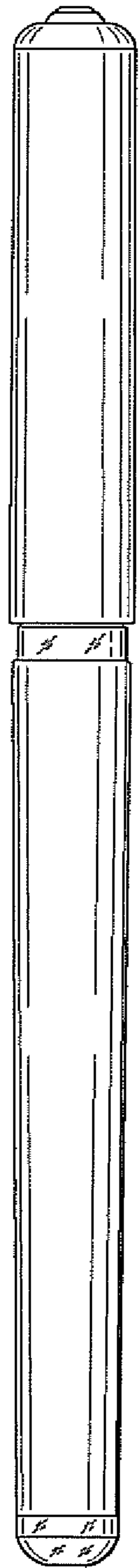


FIG. 6

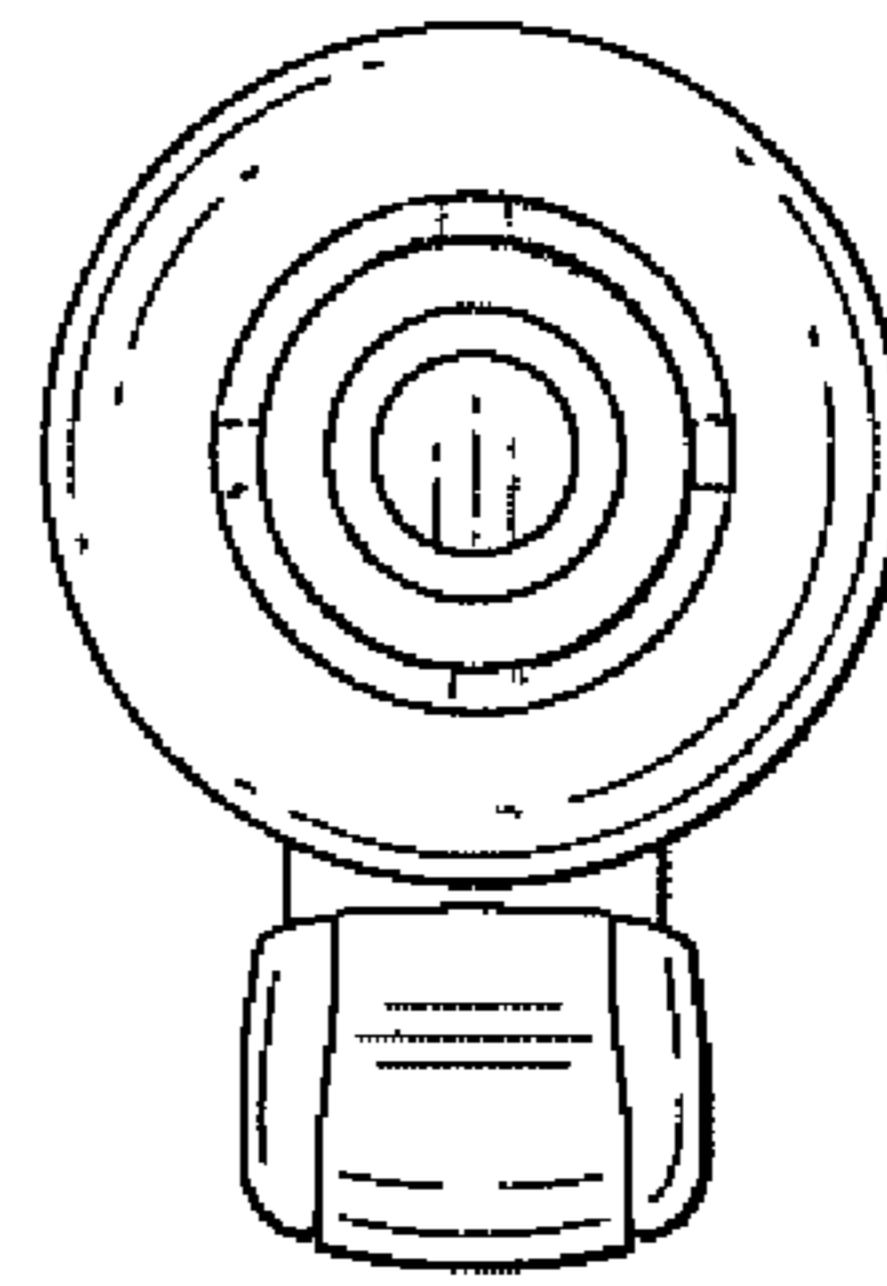


FIG. 7

