



US00D685013S

(12) **United States Design Patent**  
**Meda et al.**

(10) **Patent No.:** **US D685,013 S**  
(45) **Date of Patent:** **\*\* Jun. 25, 2013**

(54) **HANDLE FOR A REFRIGERATOR**  
(75) Inventors: **Samuele Meda**, Porcia (IT); **Jan Ctvrtnik**, Porcia (IT)  
(73) Assignee: **Electrolux Home Products Corporation**, N.V. (BE)

D541,132 S \* 4/2007 Huxhold et al. .... D8/316  
D543,062 S \* 5/2007 Snell ..... D6/514  
D561,787 S \* 2/2008 Choi ..... D15/89  
D562,361 S \* 2/2008 Kwak ..... D15/89  
D587,730 S \* 3/2009 Yang et al. .... D15/89  
D588,172 S \* 3/2009 Yang et al. .... D15/89  
D610,595 S \* 2/2010 Baker et al. .... D15/89  
D629,023 S \* 12/2010 Jeon et al. .... D15/89  
D661,546 S \* 6/2012 Baacke et al. .... D7/405

(\*\*) Term: **14 Years**  
(21) Appl. No.: **29/423,321**  
(22) Filed: **May 30, 2012**

\* cited by examiner  
*Primary Examiner* — Mitchell Siegel  
(74) *Attorney, Agent, or Firm* — Banner & Witcoff, Ltd.

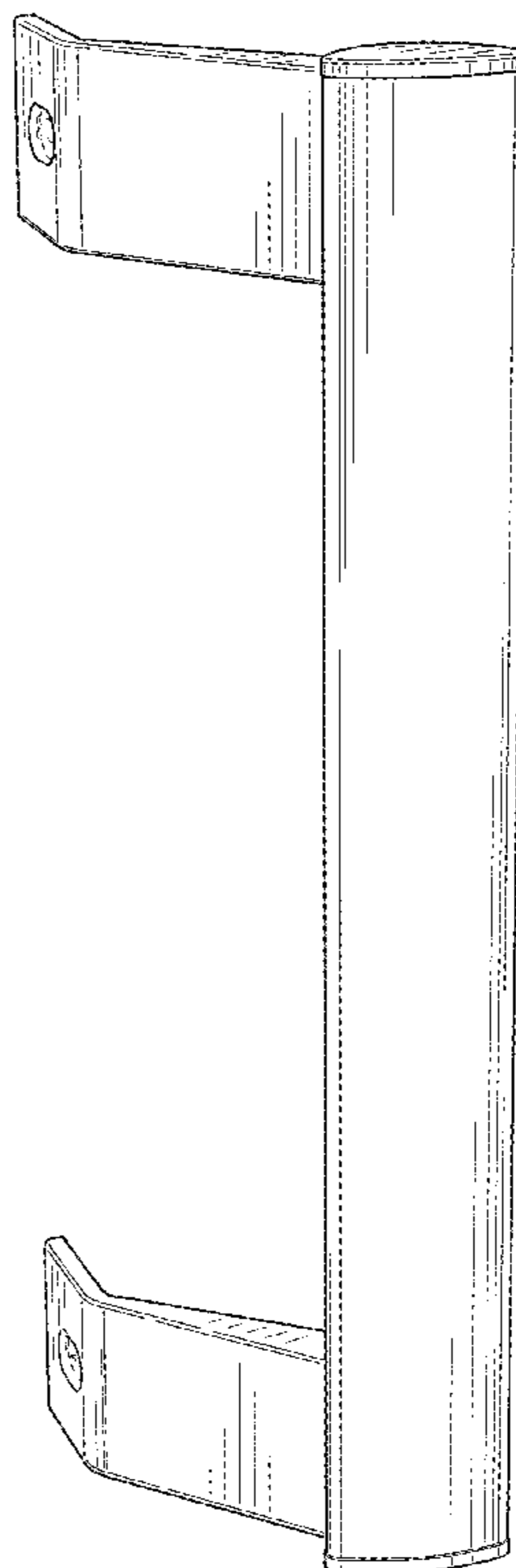
(30) **Foreign Application Priority Data**  
Nov. 30, 2011 (EM) ..... 001955410  
(51) **LOC (9) Cl.** ..... **15-07**  
(52) **U.S. Cl.**  
USPC ..... **D15/89**  
(58) **Field of Classification Search**  
USPC ..... D15/79–89, 91; 62/3.1, 3.6, 3.63,  
62/3.64, 246–255; 312/400–409, 236, 352,  
312/116, 128; D8/300–302, 305, 313–321;  
D6/633; D7/393–394, 402, 405; 16/408,  
16/412, 436  
See application file for complete search history.

(57) **CLAIM**  
The ornamental design for a handle for a refrigerator, as shown and described.

(56) **References Cited**  
U.S. PATENT DOCUMENTS  
D195,720 S \* 7/1963 Leubner ..... D8/319  
D370,166 S \* 5/1996 Decursu et al. .... D8/319  
D537,849 S \* 3/2007 Wong et al. .... D15/89

**DESCRIPTION**  
FIG. 1 is a perspective view of a handle for a refrigerator showing our new design;  
FIG. 2 is a front view thereof;  
FIG. 3 is a rear view thereof;  
FIG. 4 is a top view thereof;  
FIG. 5 is a bottom view thereof;  
FIG. 6 is a left side thereof; and,  
FIG. 7 is a right side thereof.  
The broken line showing of the remainder of the handle is for environmental purposes only and forms no part of the claimed design.

**1 Claim, 4 Drawing Sheets**



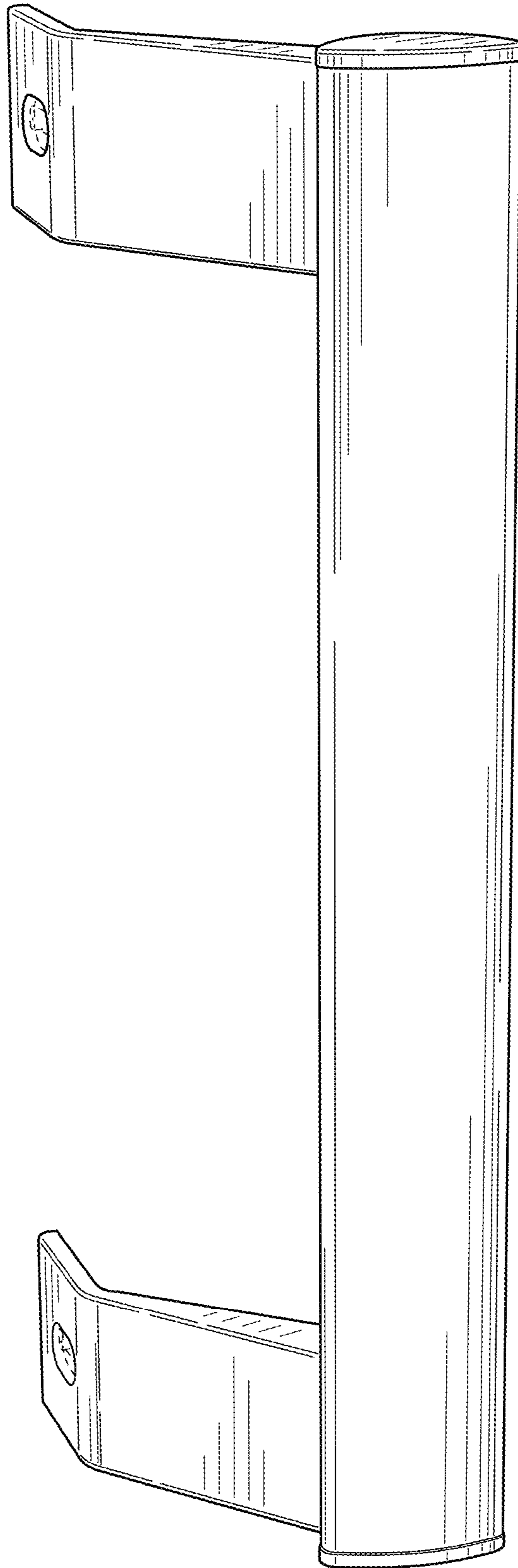


FIG. 1

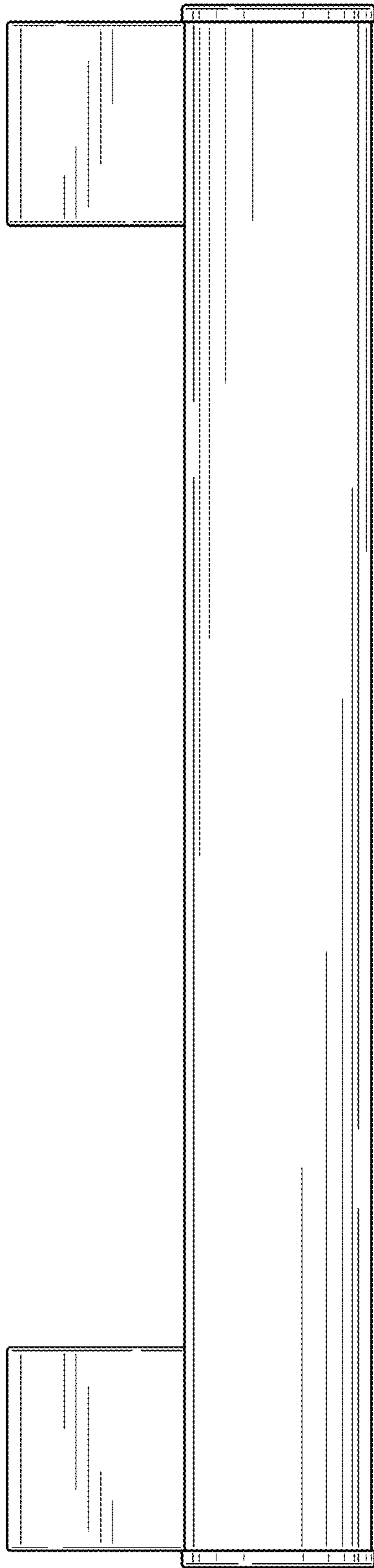


FIG. 2

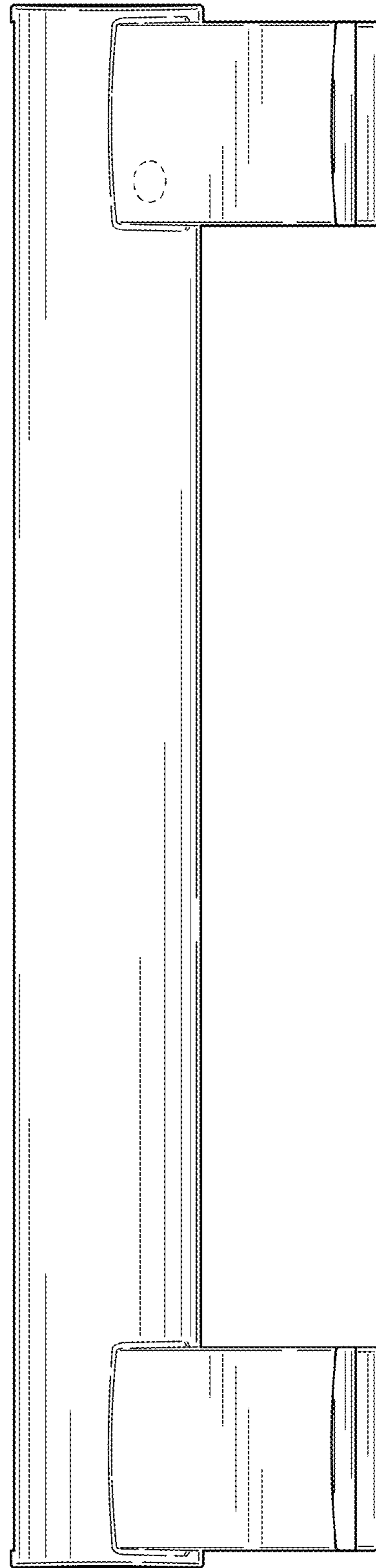


FIG. 3




FIG. 4




FIG. 5

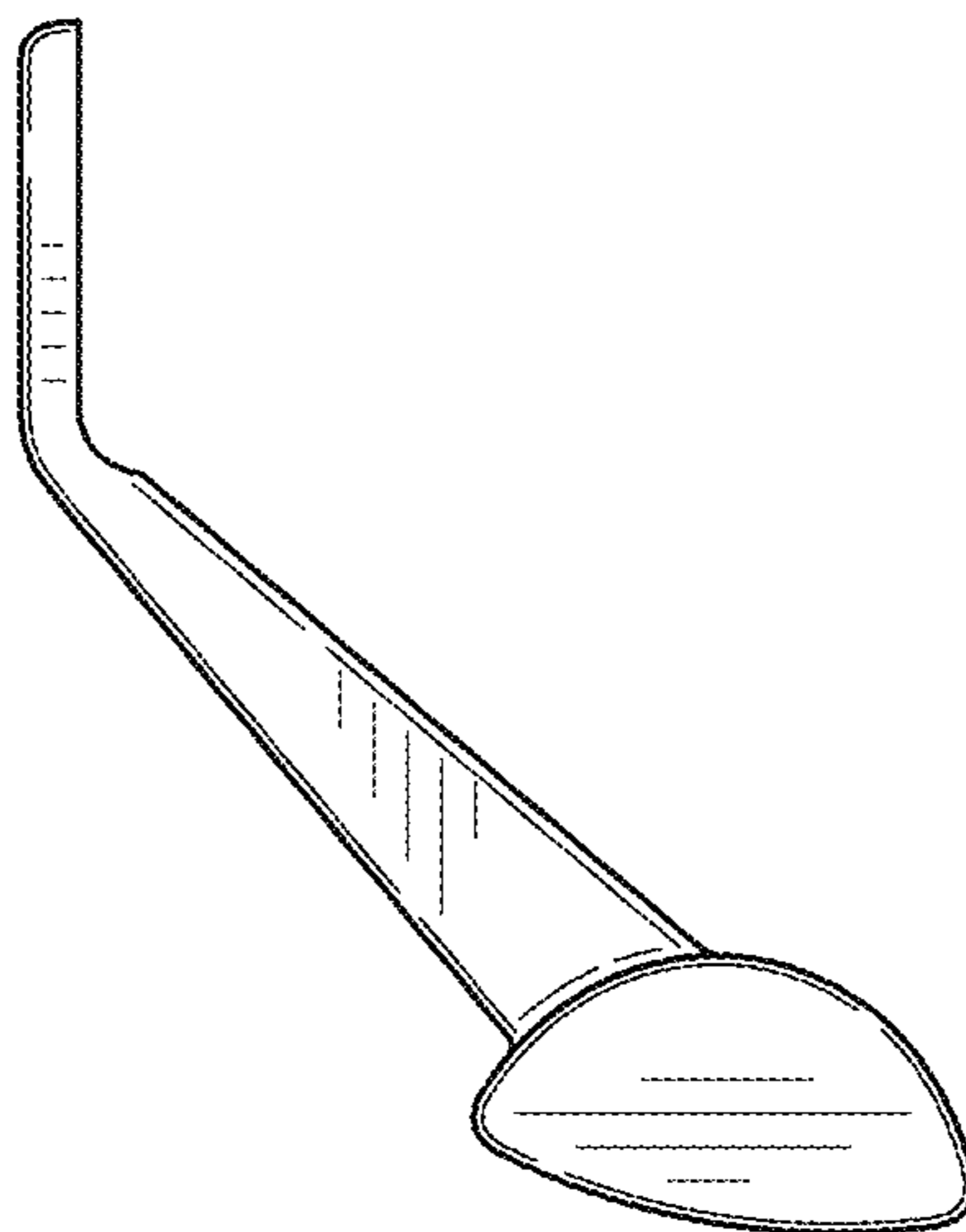


FIG. 6

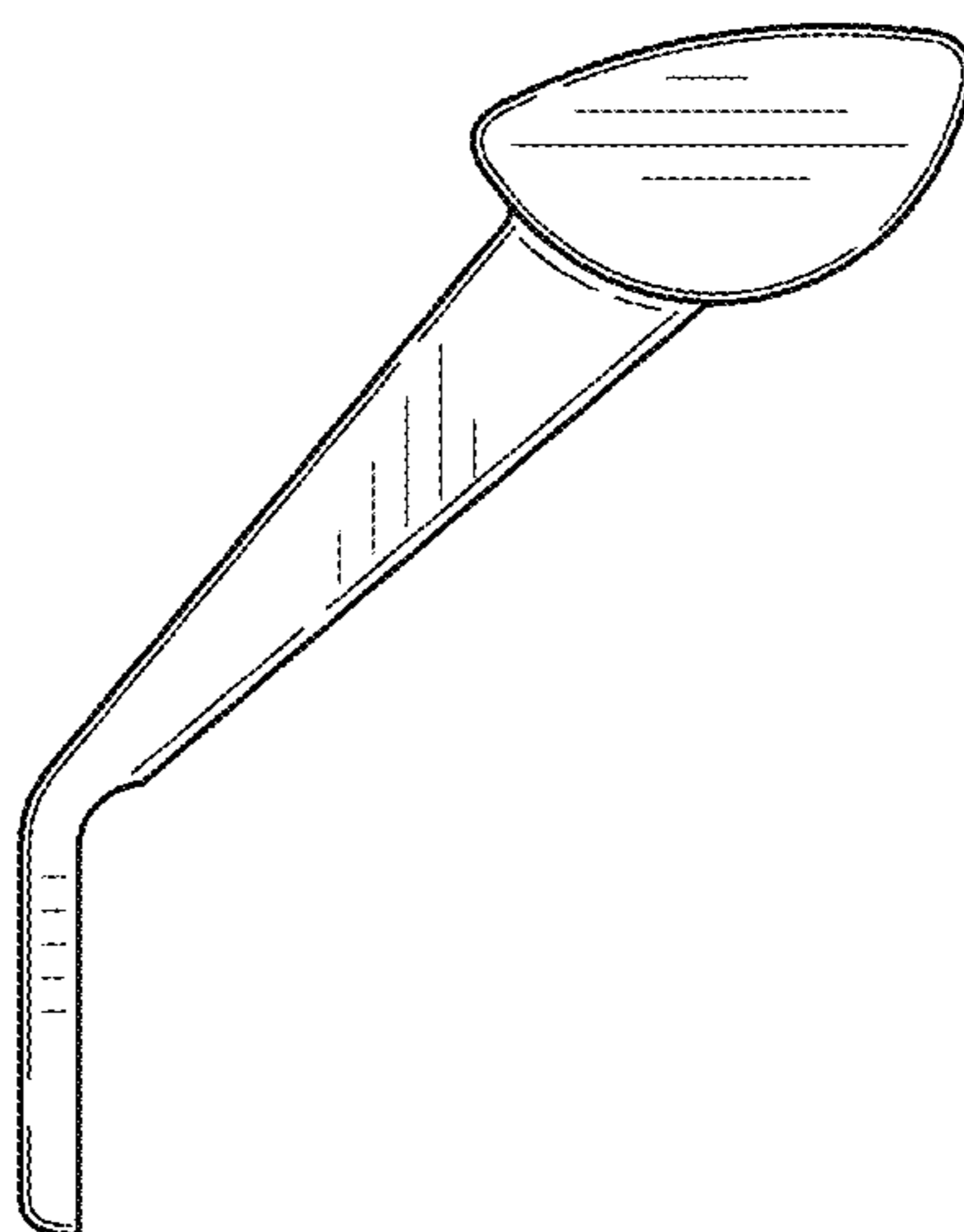


FIG. 7