



US00D684988S

(12) **United States Design Patent**  
**Gardner et al.**

(10) **Patent No.:** **US D684,988 S**  
(45) **Date of Patent:** **\*\* Jun. 25, 2013**

(54) **DISPLAY SCREEN WITH ANIMATED GRAPHICAL USER INTERFACE**

(75) Inventors: **David Gardner**, Covington, WA (US); **Meg Niman**, Seattle, WA (US); **Jeremy Richard Hill**, Seattle, WA (US)

(73) Assignee: **Microsoft Corporation**, Redmond, WA (US)

(\*\*) Term: **14 Years**

(21) Appl. No.: **29/406,939**

(22) Filed: **Nov. 21, 2011**

(51) **LOC (9) Cl.** ..... **14-02**

(52) **U.S. Cl.**  
USPC ..... **D14/486**

(58) **Field of Classification Search**  
USPC ..... D14/485–495; 715/700–867  
See application file for complete search history.

(56) **References Cited**

U.S. PATENT DOCUMENTS

D401,920 S *	12/1998	Murphy et al.	.....	D14/486
6,185,476 B1 *	2/2001	Sakai	.....	700/182
6,268,854 B1 *	7/2001	Borden et al.	.....	715/786
D545,828 S	7/2007	Vong et al.		
D545,829 S *	7/2007	Fletcher	.....	D14/485
D546,335 S	7/2007	Vong et al.		
D546,336 S	7/2007	Vong et al.		
D546,341 S *	7/2007	Viegers et al.	.....	D14/487
D547,320 S *	7/2007	Kim et al.	.....	D14/486
D548,238 S *	8/2007	Fletcher	.....	D14/485
D548,742 S *	8/2007	Fletcher	.....	D14/485
D558,212 S *	12/2007	Dongen	.....	D14/485
D564,530 S *	3/2008	Kim et al.	.....	D14/486
D568,892 S *	5/2008	Stabb et al.	.....	D14/485
D576,171 S *	9/2008	Armendariz et al.	.....	D14/486
D591,304 S *	4/2009	Banks et al.	.....	D14/485
D599,363 S	9/2009	Mays		
D599,364 S	9/2009	Mays		
D599,365 S	9/2009	Brown et al.		
D599,366 S	9/2009	Brown et al.		

D599,367 S	9/2009	Mays et al.		
D599,368 S	9/2009	Kanga et al.		
D602,943 S *	10/2009	Lara et al.	.....	D14/486
7,703,031 B2 *	4/2010	Nakagawa et al.	.....	715/765
D622,730 S	8/2010	Krum et al.		
D627,361 S	11/2010	Lew et al.		
D627,363 S	11/2010	Lew		
D629,417 S	12/2010	Weir et al.		

(Continued)

OTHER PUBLICATIONS

Microsoft Kinect for Xbox 360 (slideshow: slide 17/19), disclosed Nov. 4, 2010 [online], [retrieved Apr. 24, 2012]. Retrieved from internet, <[http://www.pcmag.com/slideshow\\_viewer/0,3253,1%253D256482%2526a%253D256453%2526po%253D17,00.asp?p=n](http://www.pcmag.com/slideshow_viewer/0,3253,1%253D256482%2526a%253D256453%2526po%253D17,00.asp?p=n)>.

Primary Examiner — Deanna L Fluegeman

(74) Attorney, Agent, or Firm — Banner & Witcoff Ltd.

(57) **CLAIM**

The ornamental design for a display screen with animated graphical user interface, as shown and described.

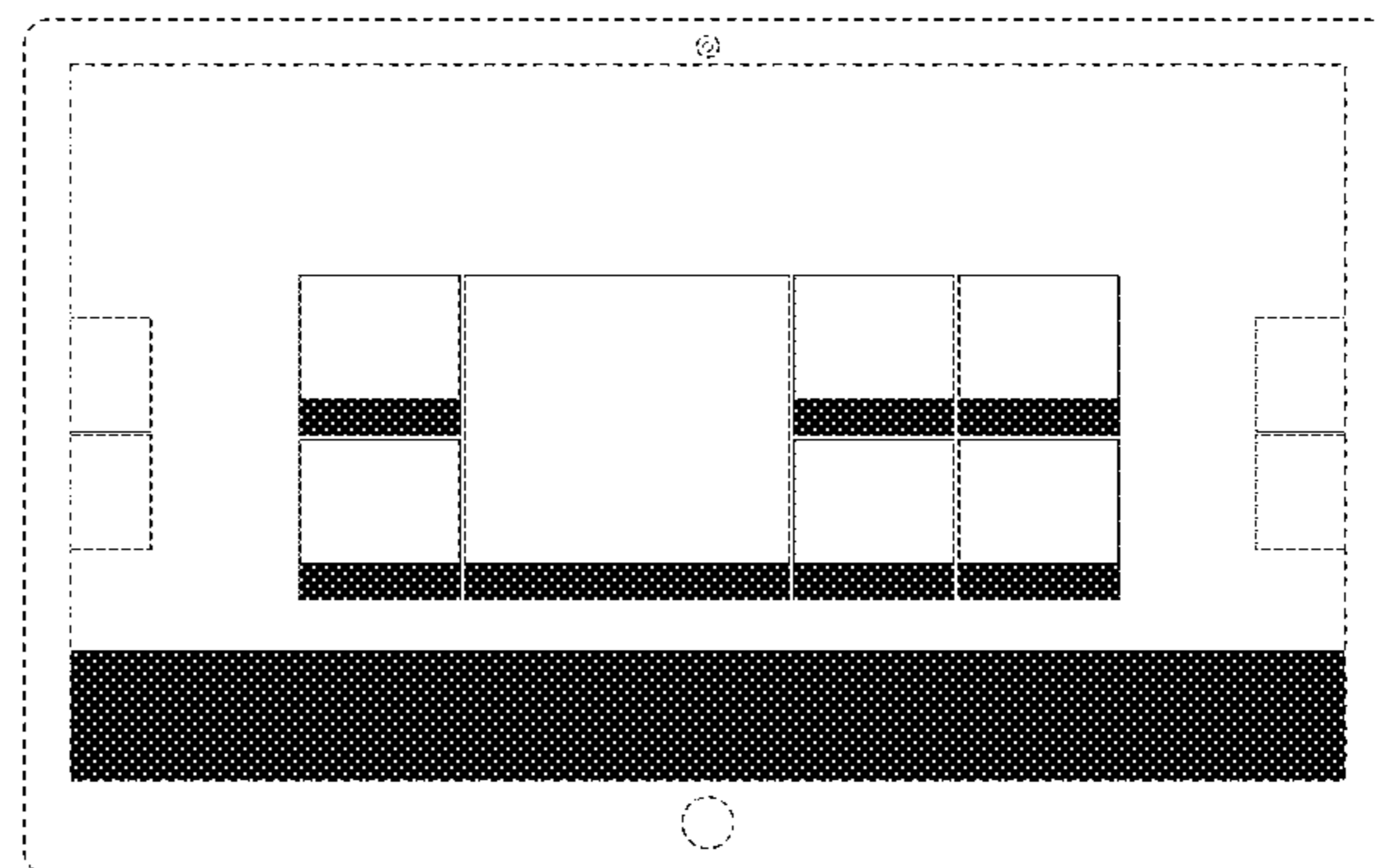
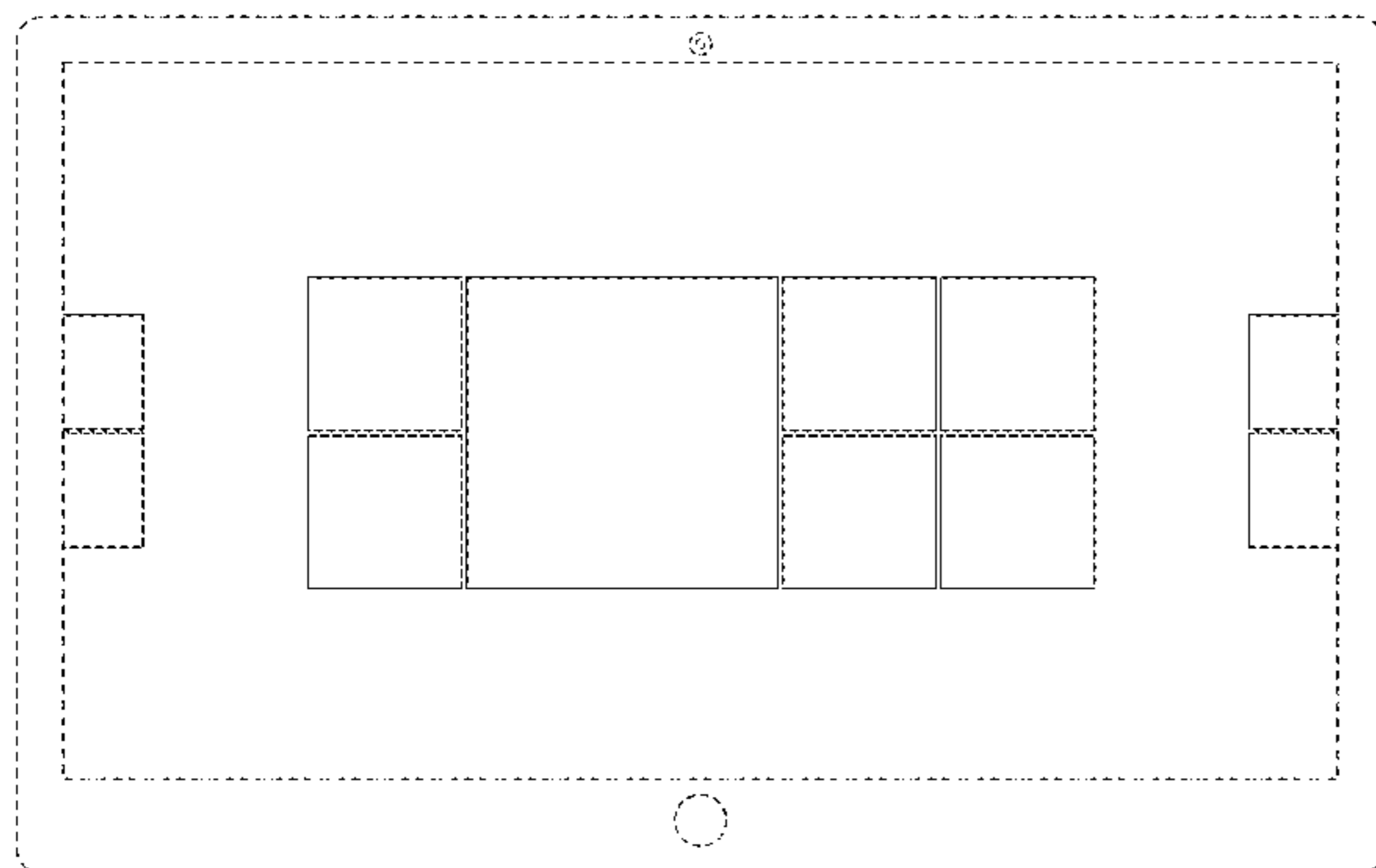
**DESCRIPTION**

FIG. 1 is a front view of a display screen with animated graphical user interface showing the new design; FIG. 2 is the second image thereof; FIG. 3 is the third image thereof; FIG. 4 is the fourth image thereof; FIG. 5 is the fifth image thereof; and, FIG. 6 is the sixth image thereof.

The appearance of the transitional image sequentially transitions between the images shown in FIGS. 1-6. The process or period in which one image transitions to another image forms no part of the claimed design.

The broken line showing of the remainder of the display screen is for environmental purposes only and forms no part of the claimed design.

**1 Claim, 6 Drawing Sheets**



# US D684,988 S

Page 2

---

## U.S. PATENT DOCUMENTS

D638,846 S *	5/2011	Woods et al. ....	D14/486	D645,469 S	9/2011	Gardner et al.	
D641,372 S	7/2011	Gardner et al.		D658,671 S *	5/2012	Ray et al. ....	D14/486
D641,373 S	7/2011	Gardner et al.		D668,671 S *	10/2012	Zaman et al. ....	D14/488
D643,438 S	8/2011	Gardner et al.		D672,363 S *	12/2012	Reyna et al. ....	D14/486

\* cited by examiner

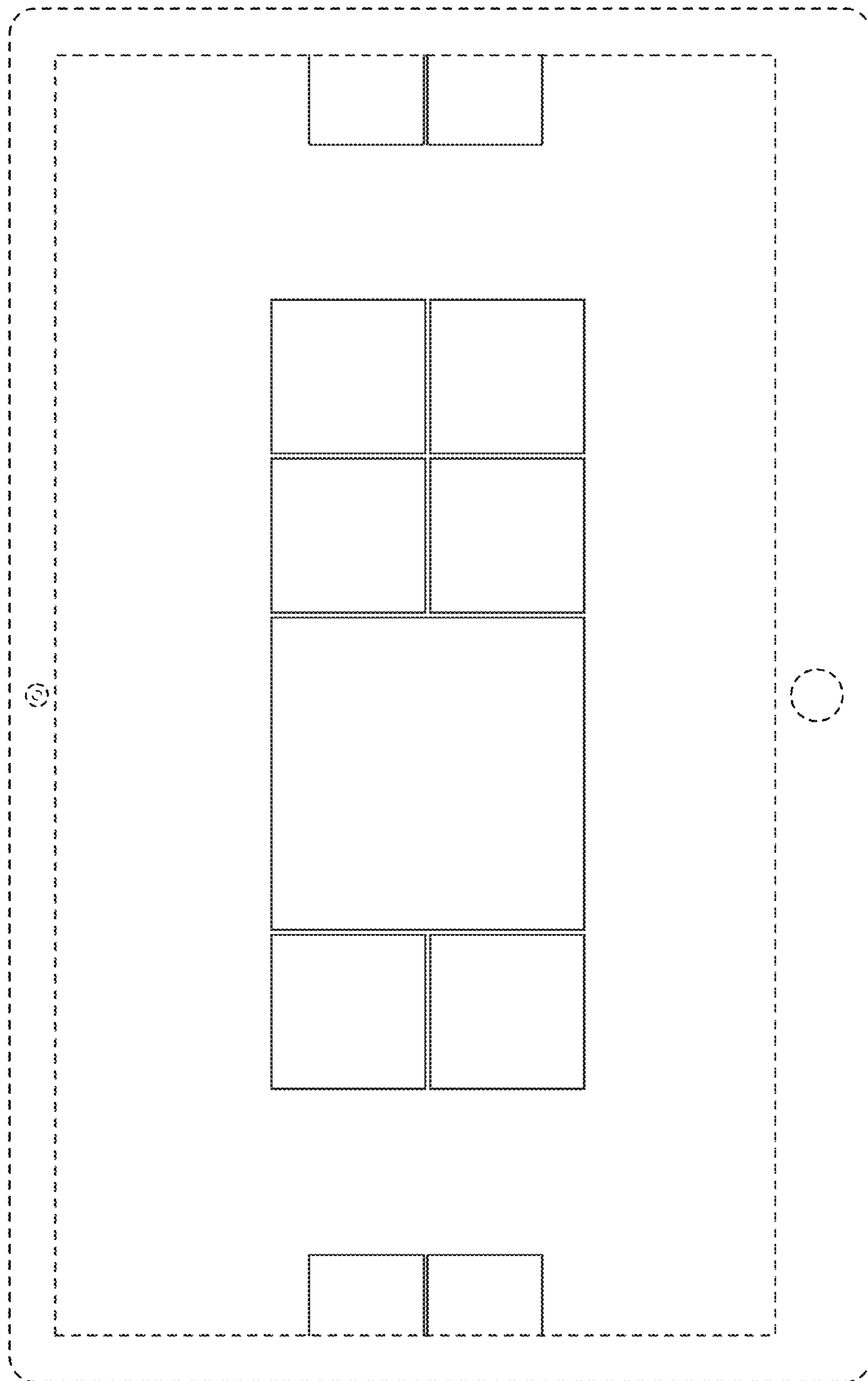


FIG. 1

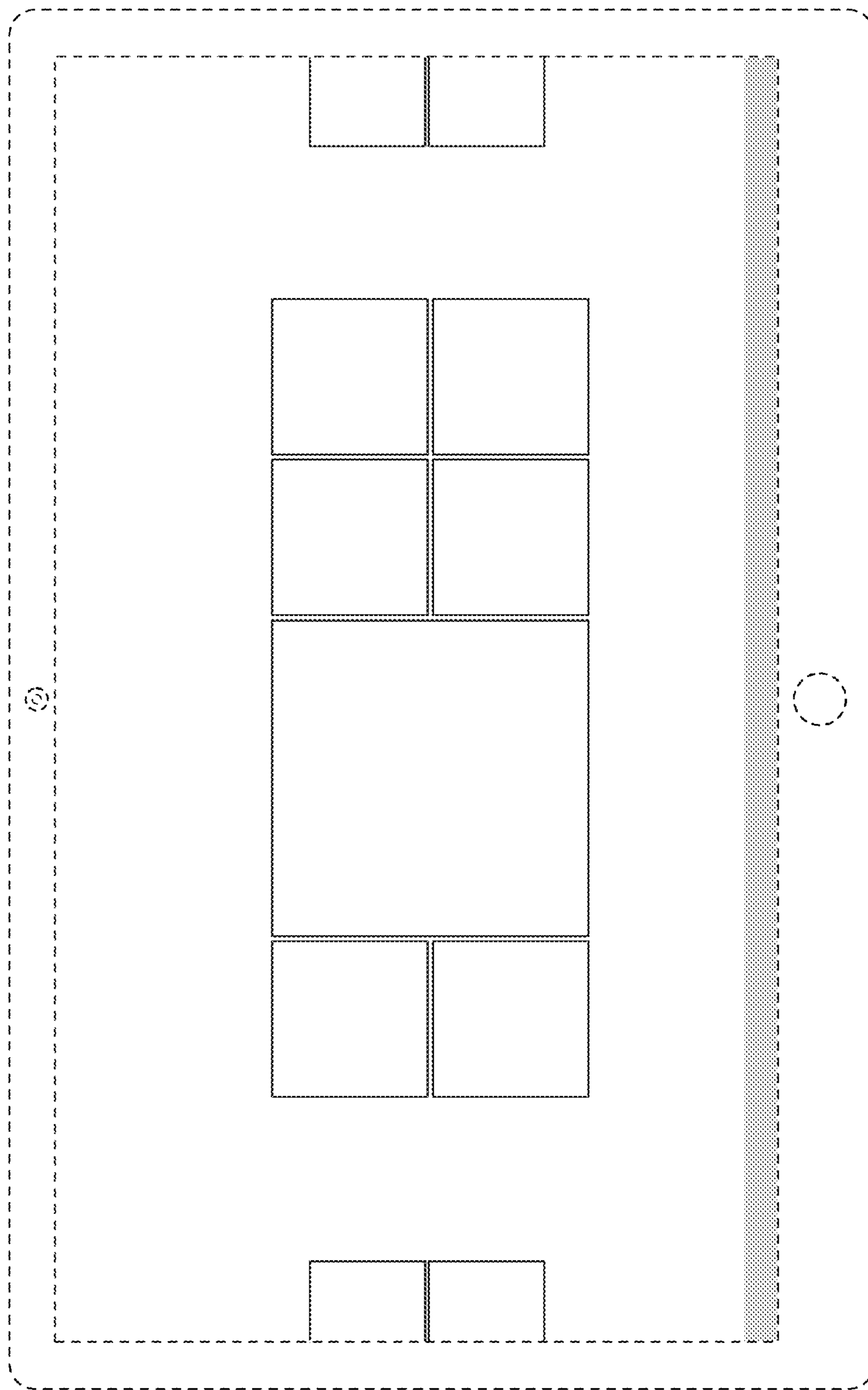


FIG. 2

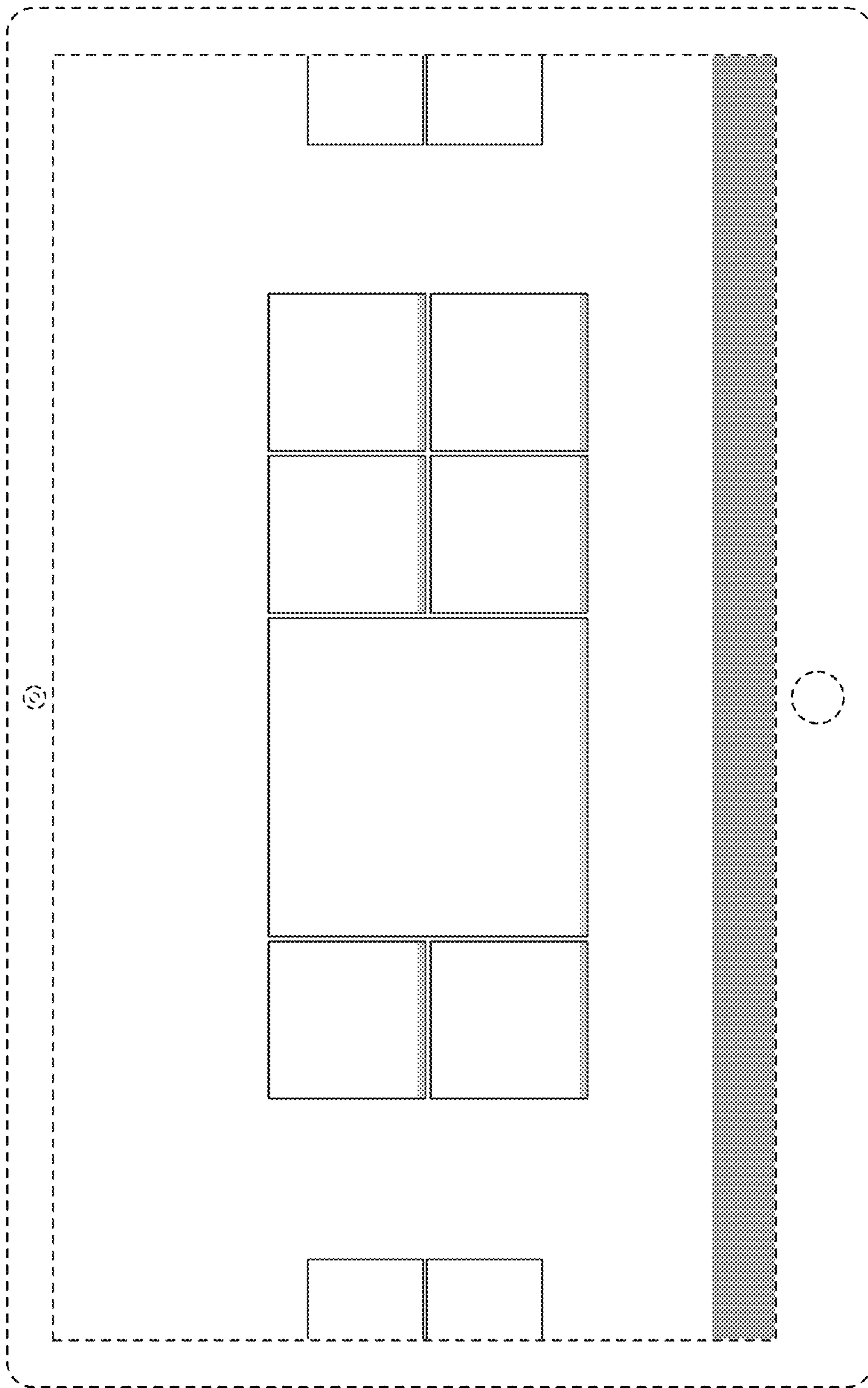


FIG. 3

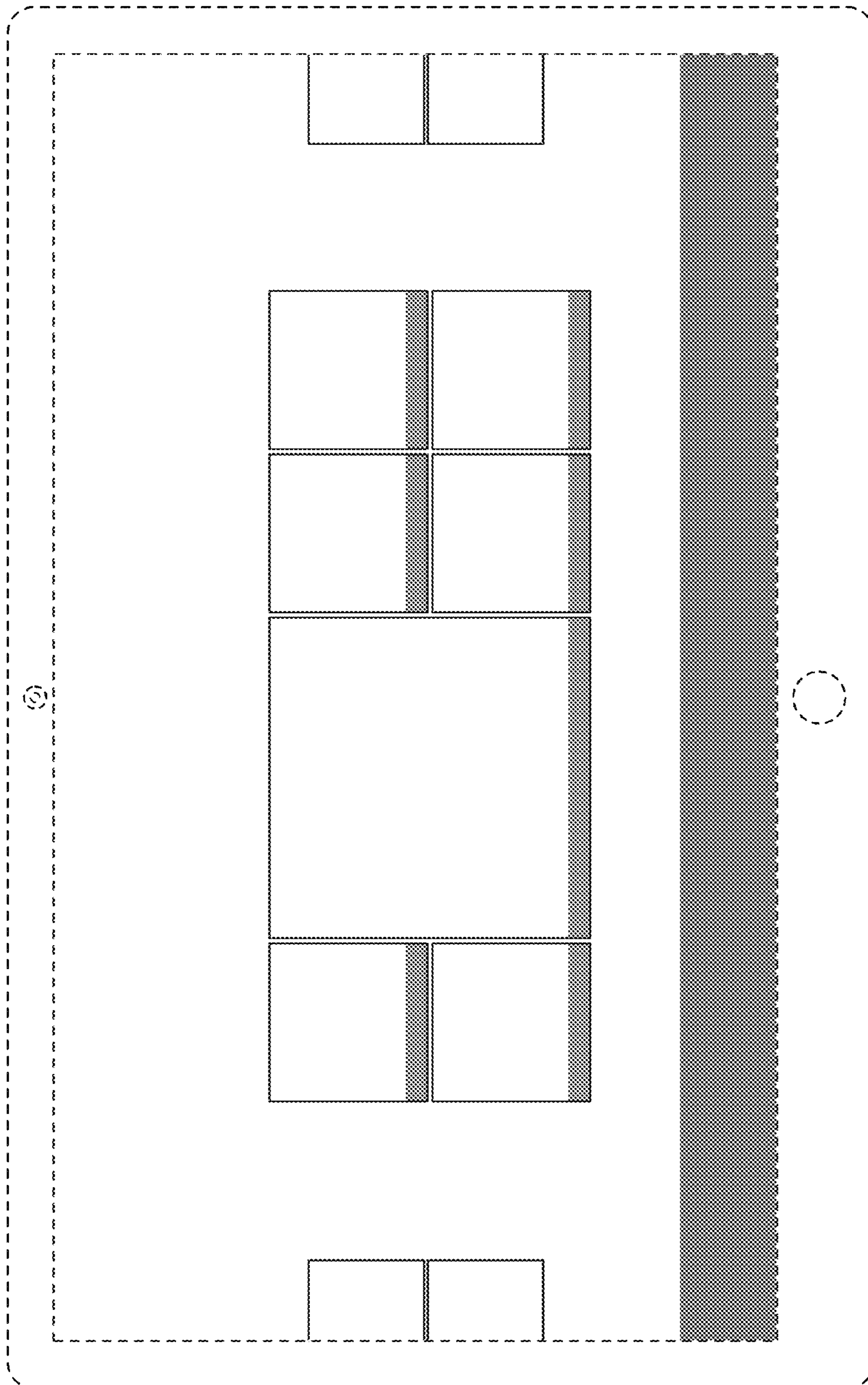


FIG. 4

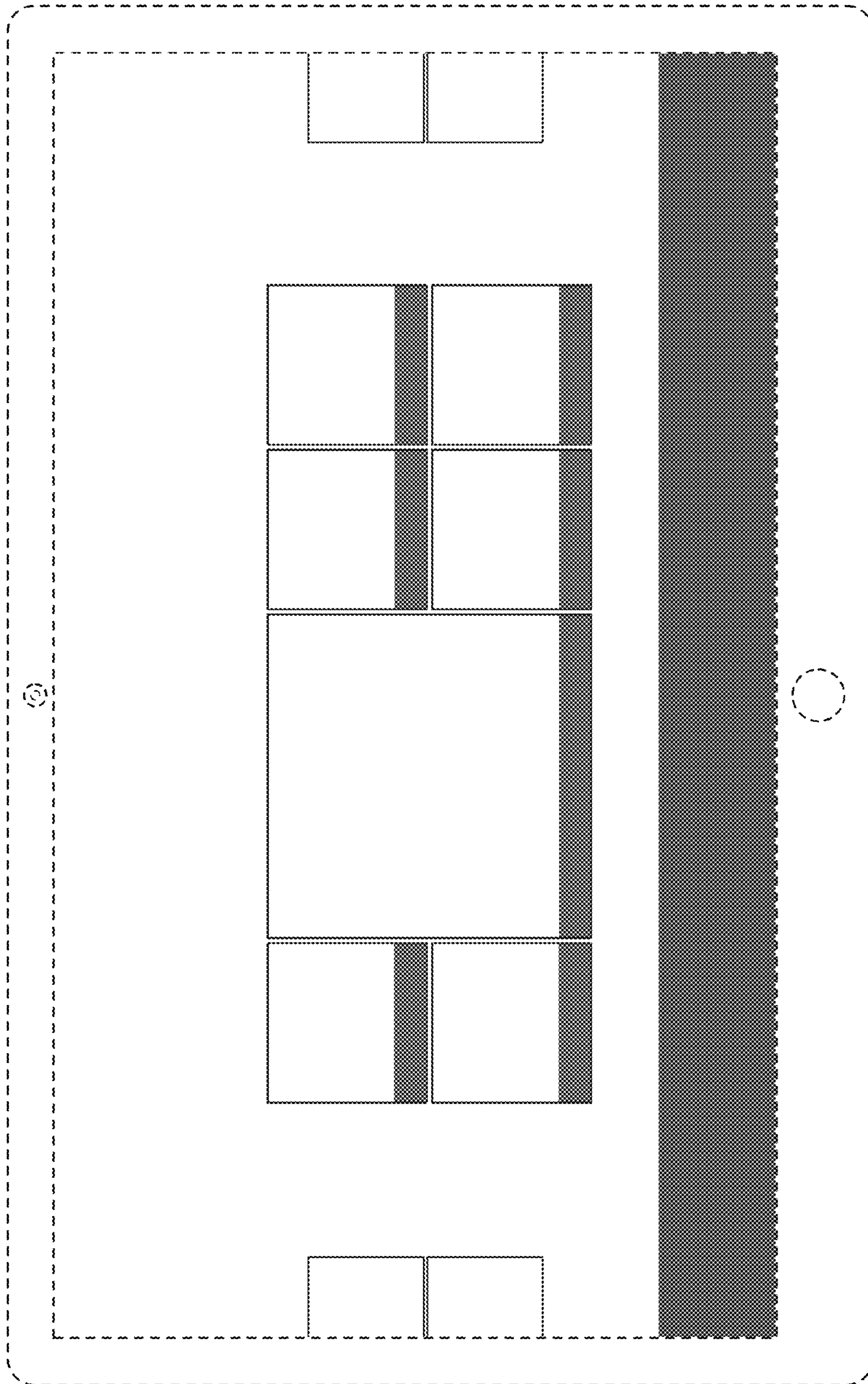


FIG. 5

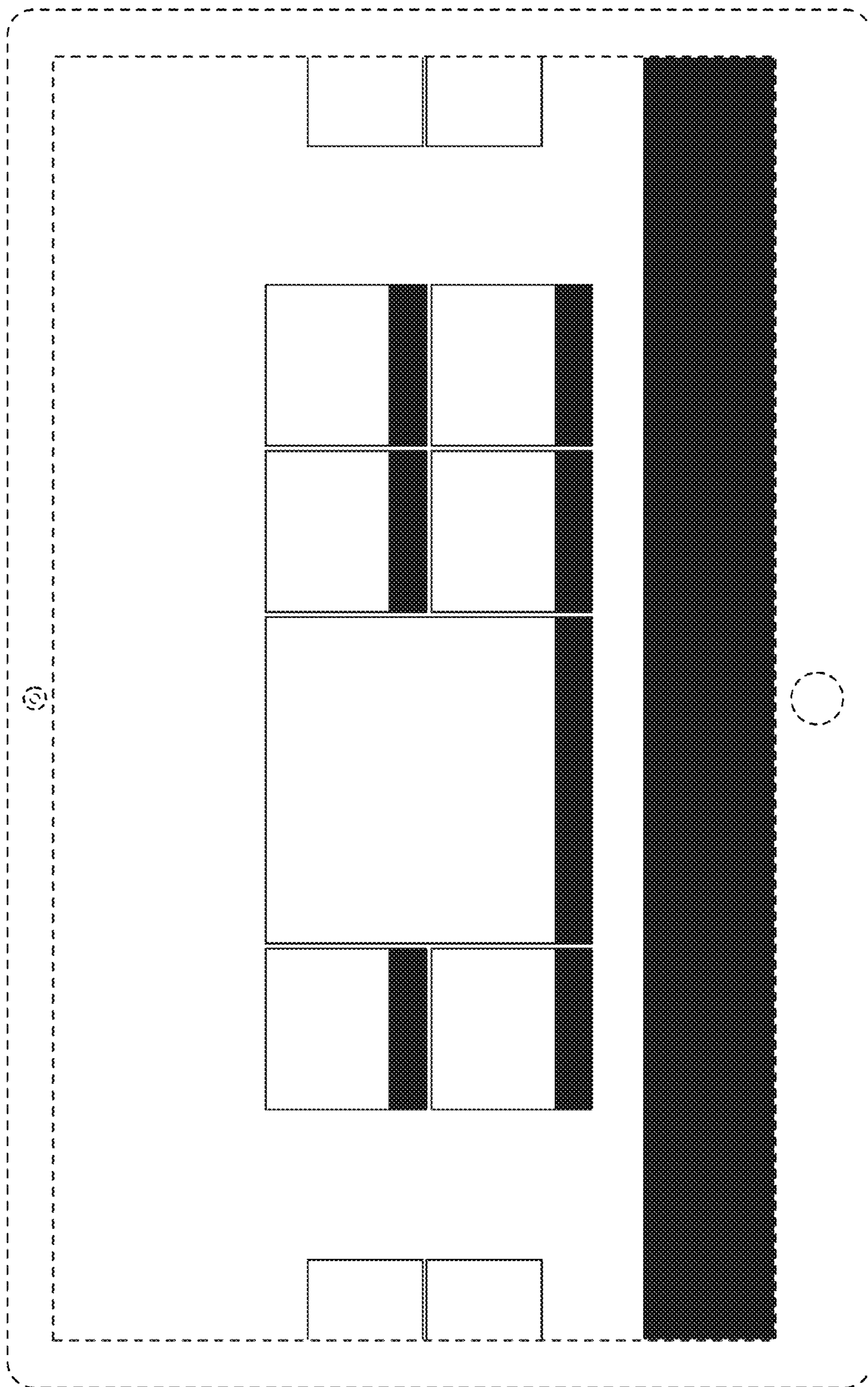


FIG. 6