



US00D684974S

(12) **United States Design Patent**
Blankenbaker, Jr.

(10) **Patent No.:** **US D684,974 S**
(45) **Date of Patent:** **** Jun. 25, 2013**

(54) **THUMB STYLUS**

(71) Applicant: **William R. Blankenbaker, Jr.**,
Culpeper, VA (US)

(72) Inventor: **William R. Blankenbaker, Jr.**,
Culpeper, VA (US)

(**) Term: **14 Years**

(21) Appl. No.: **29/443,224**

(22) Filed: **Jan. 15, 2013**

(51) **LOC (9) Cl.** **14-02**

(52) **U.S. Cl.**
USPC **D14/411**

(58) **Field of Classification Search**
USPC D8/61; D14/411; D19/35, 36, 41-51,
D19/54-58; 401/55, 99, 100, 104-107, 8,
401/196, 197, 202, 208, 209, 213, 192, 195,
401/243; 708/107; 345/179, 173, 156;
178/19.01; 700/94; D11/3, 5
See application file for complete search history.

(56) **References Cited**

U.S. PATENT DOCUMENTS

2,921,590	A *	1/1960	Holton	401/8
D315,245	S *	3/1991	Envall	D3/202
D404,677	S *	1/1999	Johnson	D11/5
D418,494	S *	1/2000	Robb	D14/411
D435,941	S *	1/2001	Tishler et al.	D29/120.1
D440,570	S *	4/2001	Schneider	D14/411
D443,301	S *	6/2001	Robb	D19/36
D458,933	S *	6/2002	Schneider	D14/411
6,533,480	B2 *	3/2003	Schneider	401/8
6,905,271	B1 *	6/2005	Short	401/8
D528,034	S *	9/2006	del Angel et al.	D11/5
D544,484	S *	6/2007	Hussaini et al.	D14/411

D576,625	S *	9/2008	Trigg et al.	D14/411
D616,447	S *	5/2010	Smith	D14/411
D618,243	S *	6/2010	Chamblin	D14/411
D632,202	S *	2/2011	Rodarmel	D11/3
D639,808	S *	6/2011	Smith	D14/411
D642,176	S *	7/2011	Shi et al.	D14/411
D662,500	S *	6/2012	Oquin	D14/411
2004/0046734	A1 *	3/2004	Hart	345/156
2009/0115643	A1	5/2009	Goffman		
2010/0243974	A1	9/2010	Jaeger		
2011/0012870	A1	1/2011	Pena		
2011/0273406	A1	11/2011	Brailey		

OTHER PUBLICATIONS

Textees. <http://wythtech.posterous.com/textees-training-wheels-for-texting>. Posted Sep. 3, 2010.

* cited by examiner

Primary Examiner — Austin Murphy

(74) *Attorney, Agent, or Firm* — Montgomery Patent & Design; Robert C. Montgomery

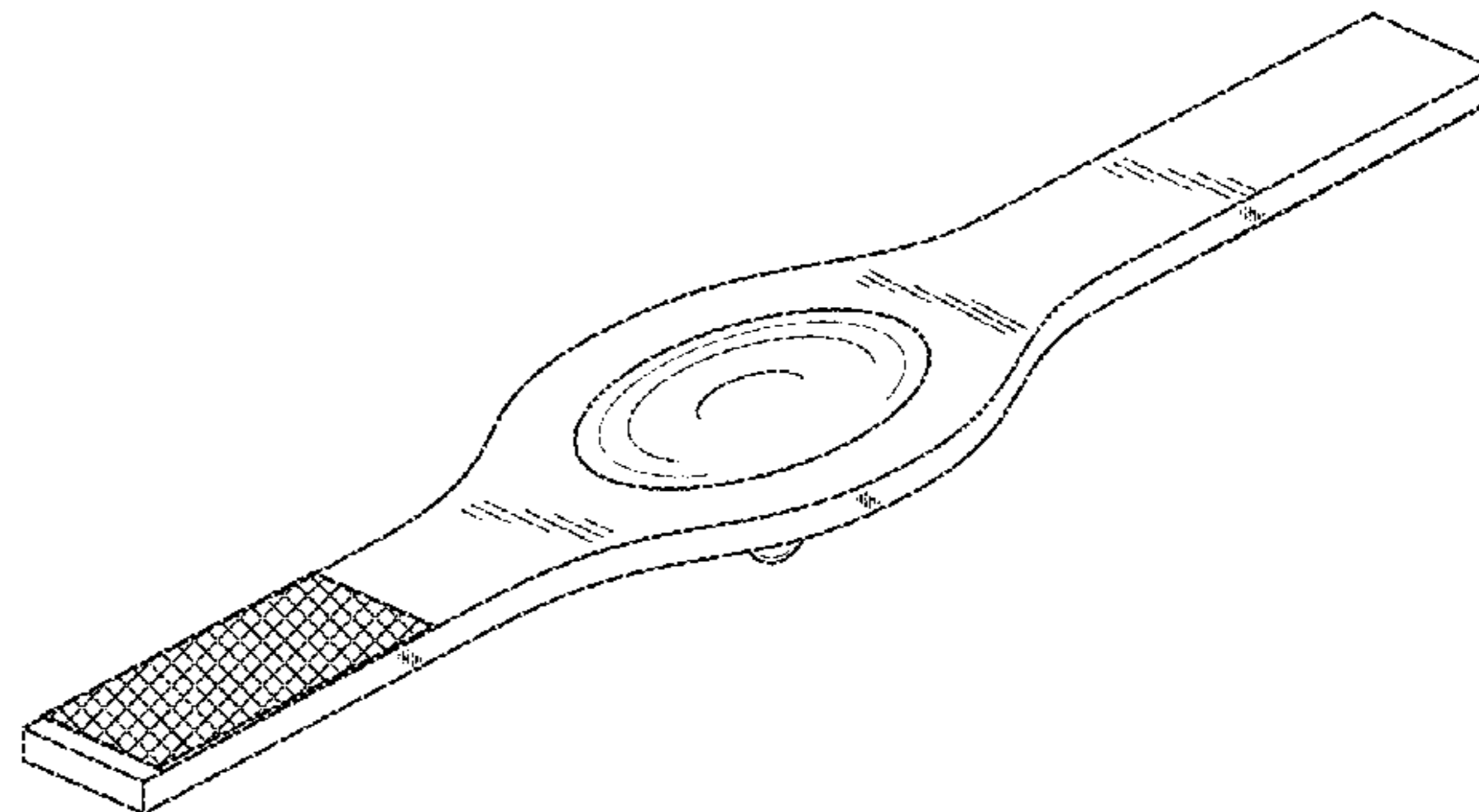
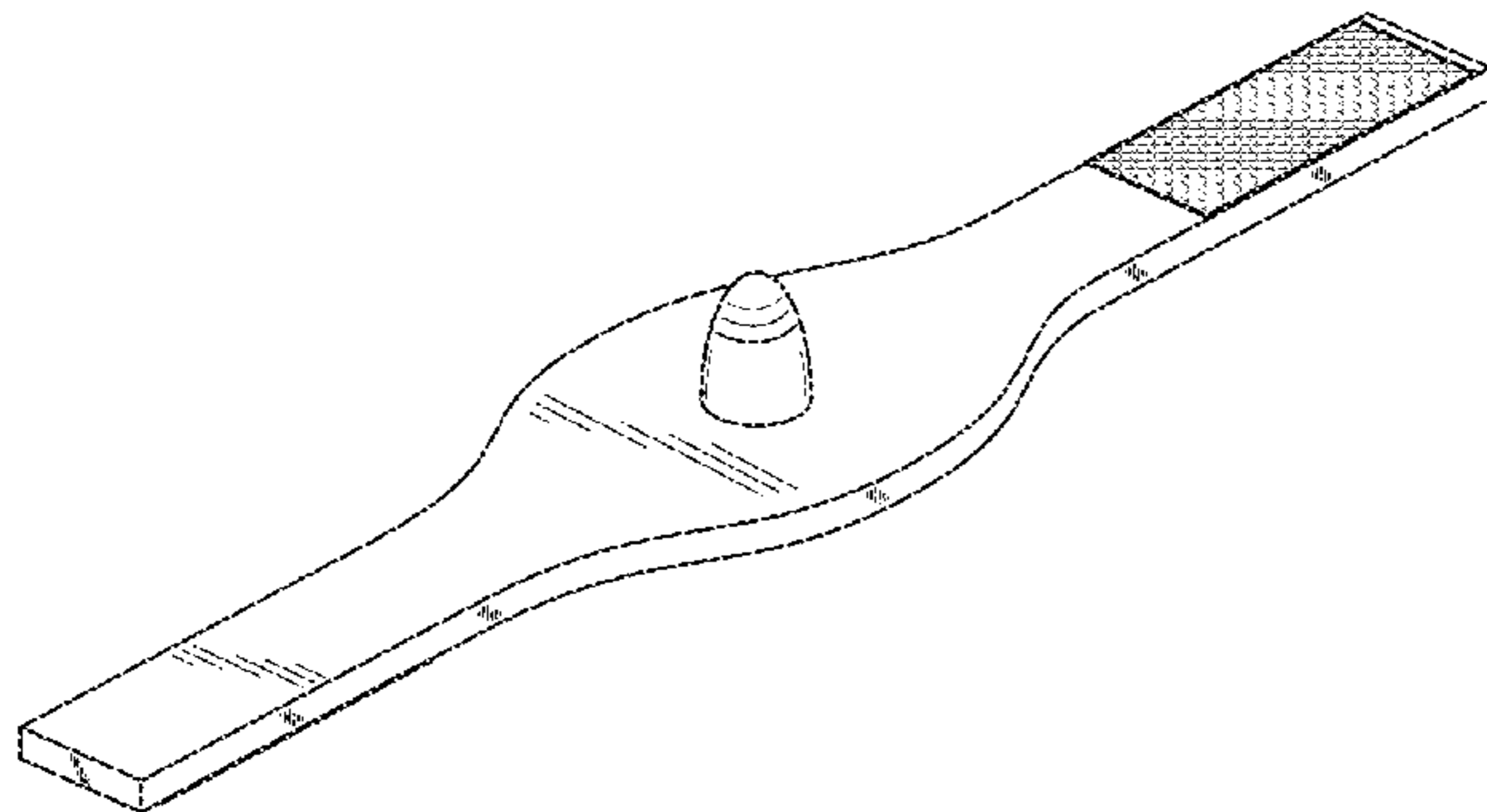
(57) **CLAIM**

The ornamental design for a thumb stylus, as shown and described.

DESCRIPTION

FIG. 1 is an top isometric view of a thumb stylus, showing my new design;
FIG. 2 is a bottom isometric view thereof;
FIG. 3 is a left hand view thereof;
FIG. 4 is a right hand view thereof;
FIG. 5 is a front view thereof;
FIG. 6 is a rear view thereof;
FIG. 7 is a top view thereof; and,
FIG. 8 is a bottom view thereof.

1 Claim, 5 Drawing Sheets



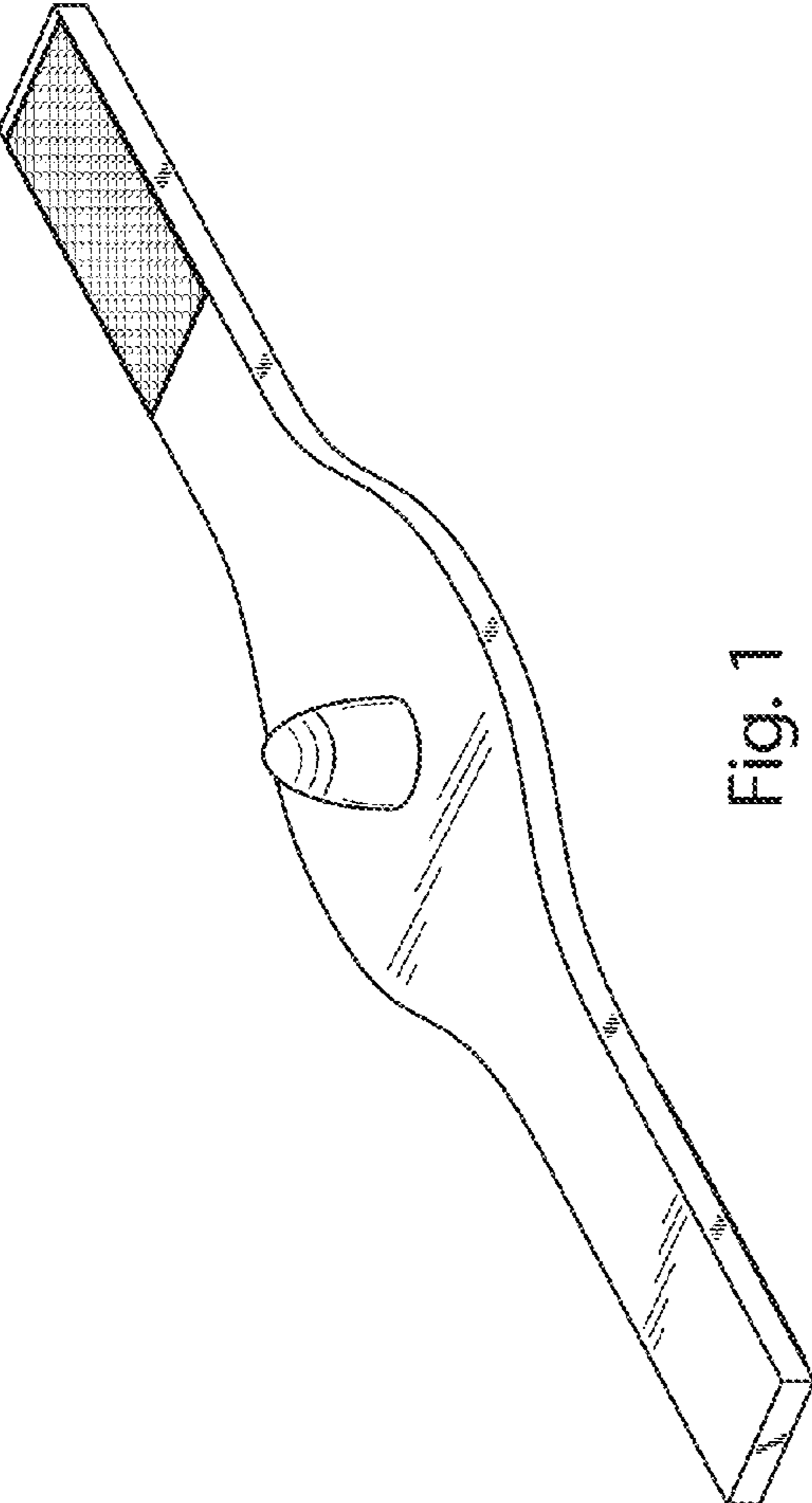


Fig. 1

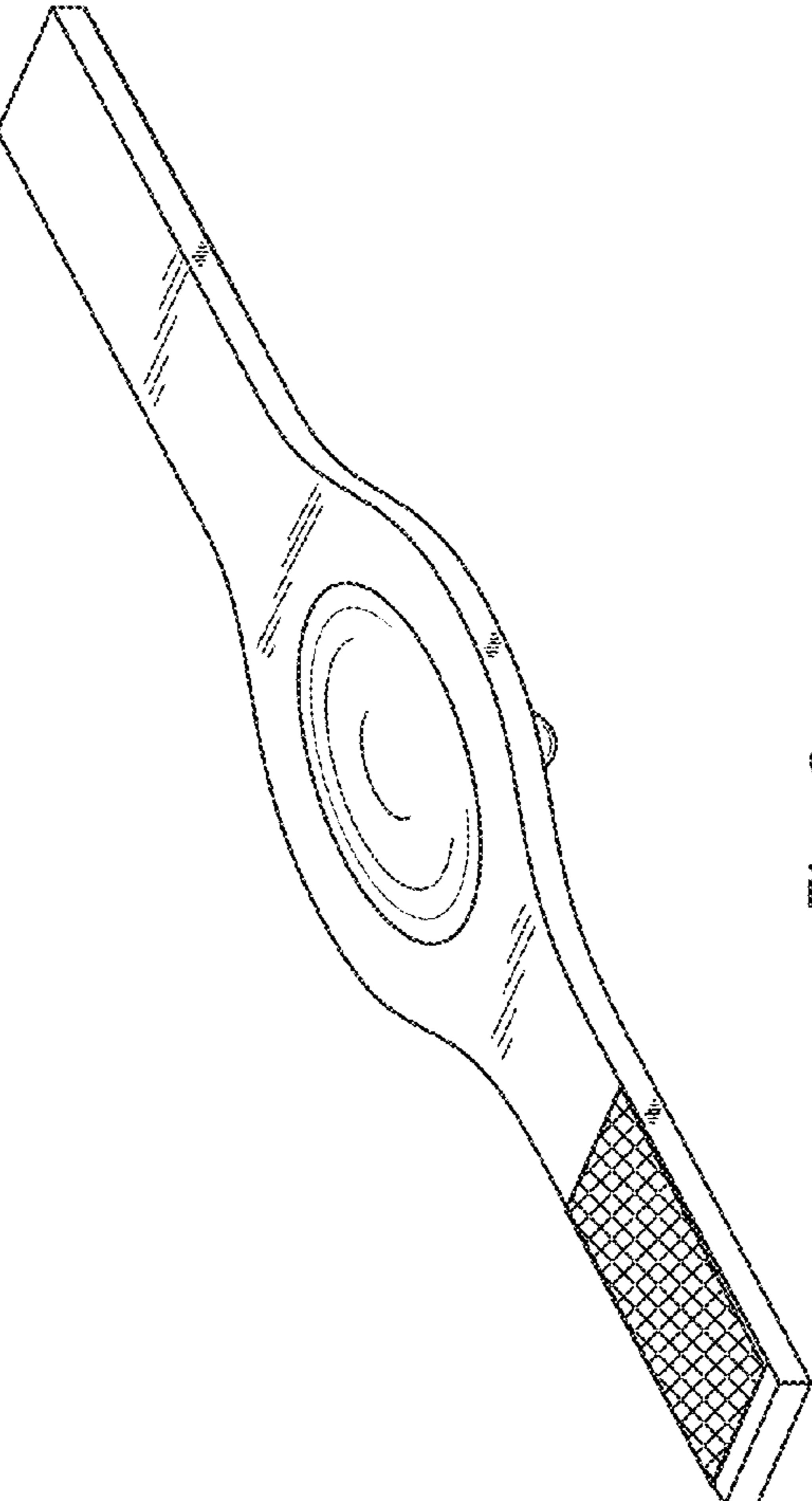


Fig. 2

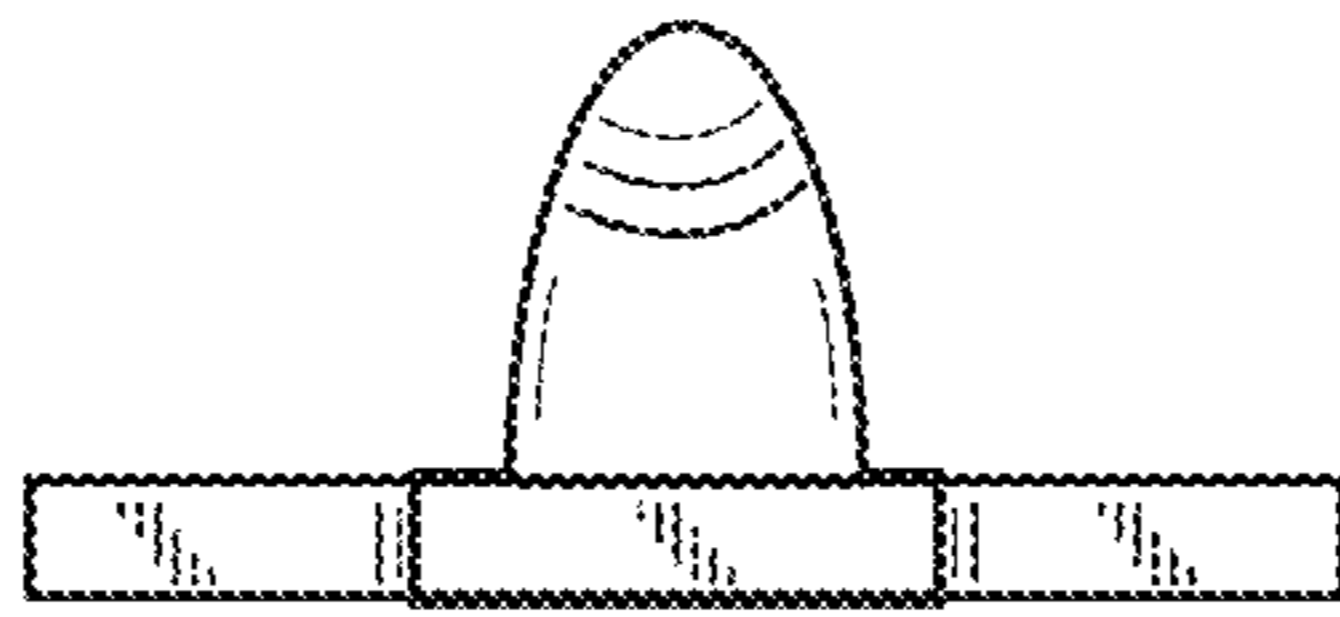


Fig. 3

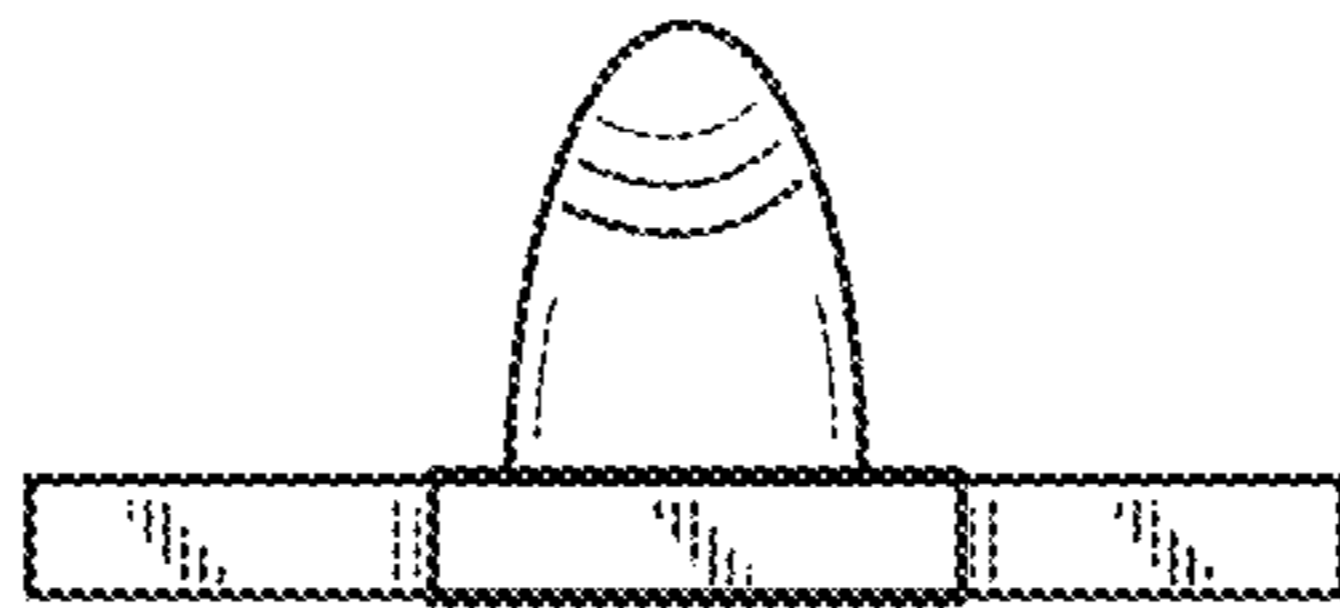


Fig. 4

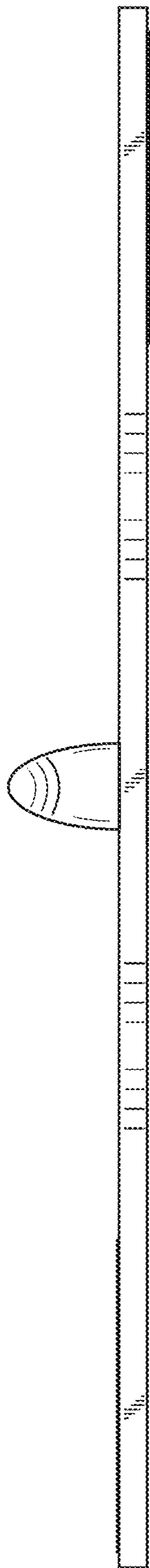


Fig. 5

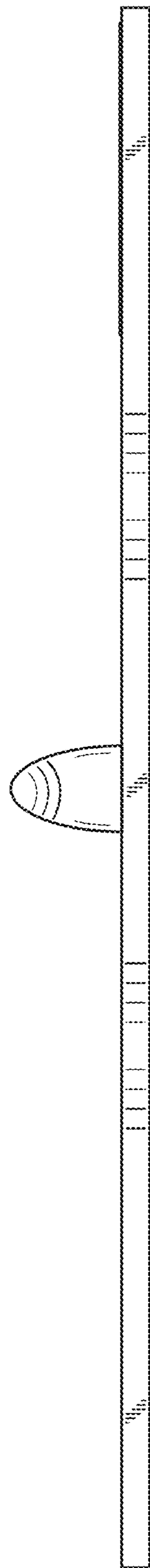


Fig. 6

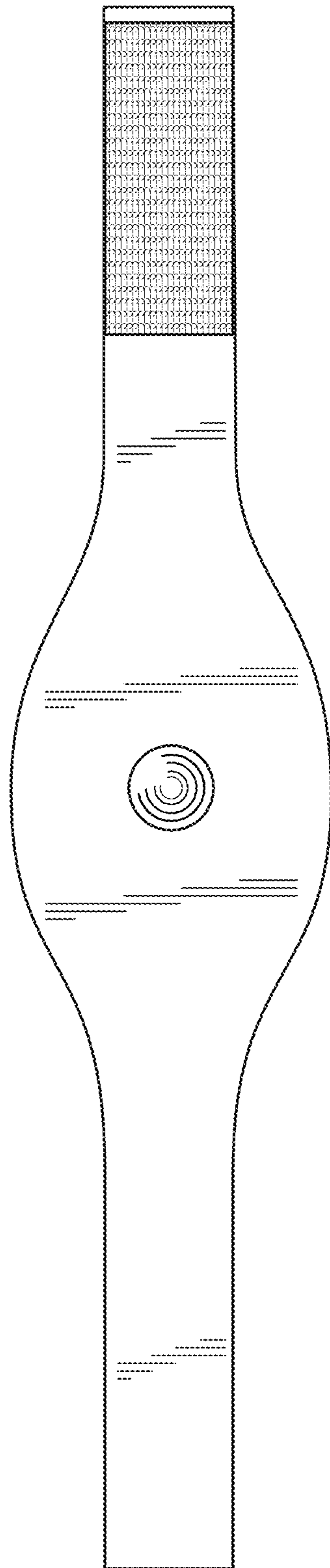


Fig. 7

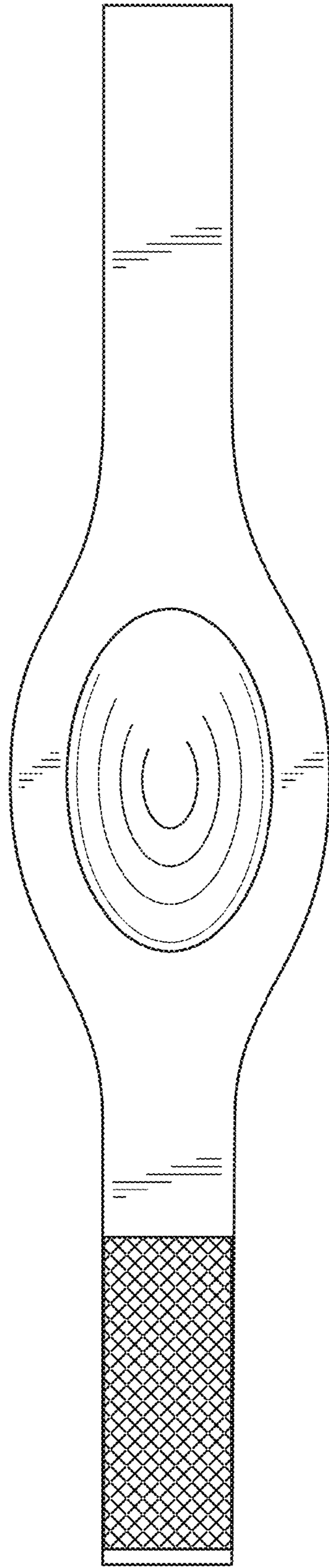


Fig. 8