



US00D684971S

(12) **United States Design Patent**
Chang

(10) **Patent No.:** **US D684,971 S**
(45) **Date of Patent:** **** Jun. 25, 2013**

- (54) **PORTABLE STORAGE DEVICE**
- (75) Inventor: **Gen-Yuan Chang**, New Taipei (TW)
- (73) Assignee: **Cheng Uei Precision Industry Co., Ltd.**, New Taipei (TW)
- (**) Term: **14 Years**
- (21) Appl. No.: **29/397,690**
- (22) Filed: **Jul. 20, 2011**
- (51) **LOC (9) Cl.** **14-02**
- (52) **U.S. Cl.**
USPC **D14/365; D14/353**
- (58) **Field of Classification Search**
USPC D14/300–302, 314, 348–370, 435,
D14/496, 125, 240, 242, 299; D3/273; D9/432;
D10/65, 75, 78; D13/103, 119, 162, 184,
D13/199; 361/679.31, 679.33–679.45;
312/223.2; D20/24, 26, 28
See application file for complete search history.

- D525,986 S * 8/2006 Kim D14/203.3
- D528,126 S * 9/2006 Kim D14/203.3
- D541,296 S * 4/2007 Kim D14/496
- D626,100 S * 10/2010 Huang D14/125
- D638,317 S * 5/2011 Nguyen et al. D10/65
- D643,427 S * 8/2011 McGoldrick et al. D14/356
- D643,753 S * 8/2011 Tsai et al. D10/10
- 2009/0261741 A1 * 10/2009 Huang et al. 315/169.3

* cited by examiner

Primary Examiner — Karen E Kearney

(57) **CLAIM**
The ornamental design for a portable storage device, as shown and described.

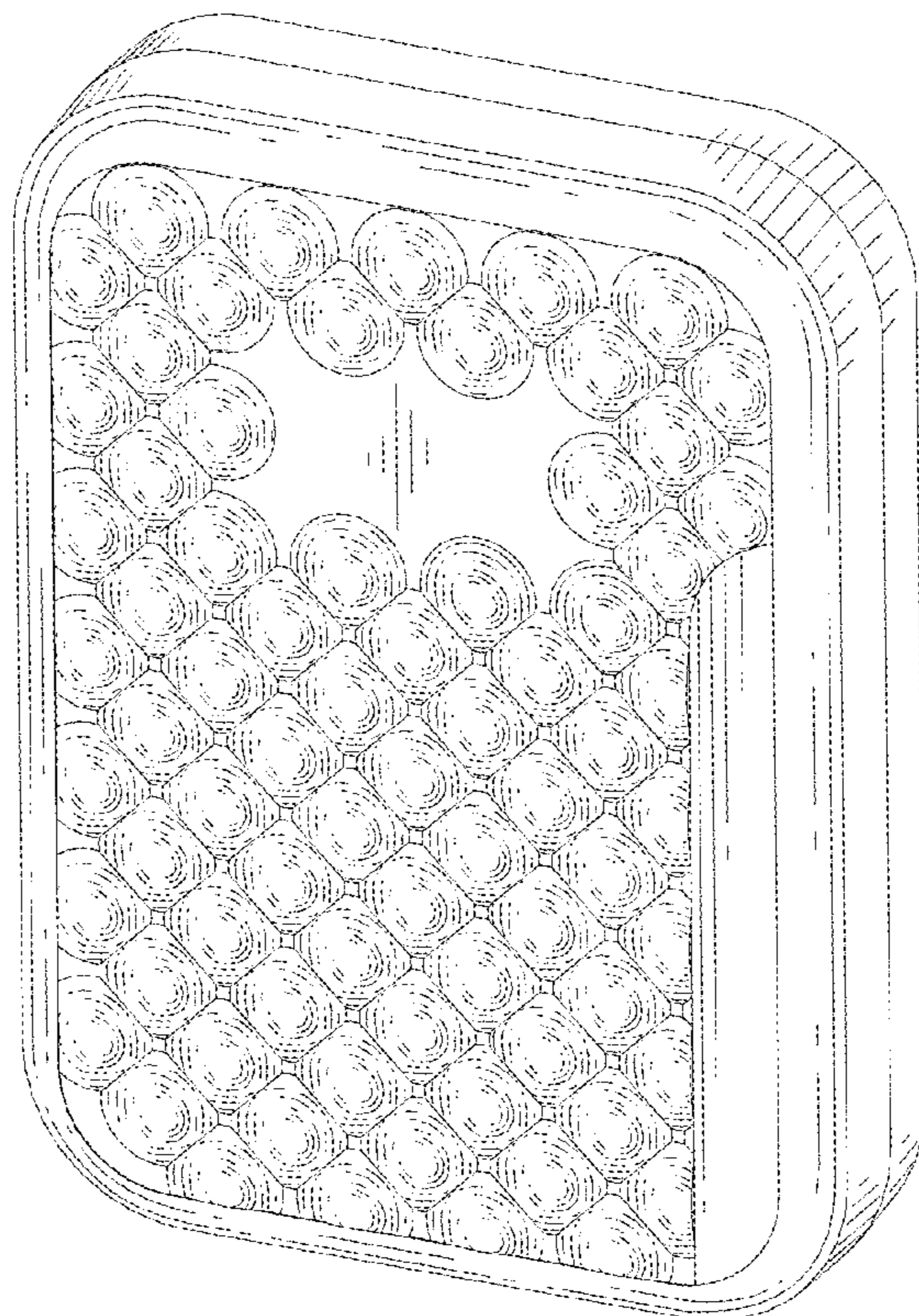
DESCRIPTION

FIG. 1 is a perspective view of a portable storage device showing my new design;
FIG. 2 is a front elevational view thereof;
FIG. 3 is a rear elevational view thereof;
FIG. 4 is a left side elevational view thereof;
FIG. 5 is a right side elevational view thereof;
FIG. 6 is a top plan view thereof; and,
FIG. 7 is a bottom plan view thereof.
The broken line showings of the ports in FIG. 7 are included for the purpose of illustrating portions of the portable storage device and form no part of the claimed design.

1 Claim, 7 Drawing Sheets

- (56) **References Cited**

U.S. PATENT DOCUMENTS
D217,853 S * 6/1970 Wernick et al. D3/302
D262,441 S * 12/1981 Hines D9/424
D348,652 S * 7/1994 Reed et al. D13/162
6,157,535 A * 12/2000 Lin et al. 361/679.23



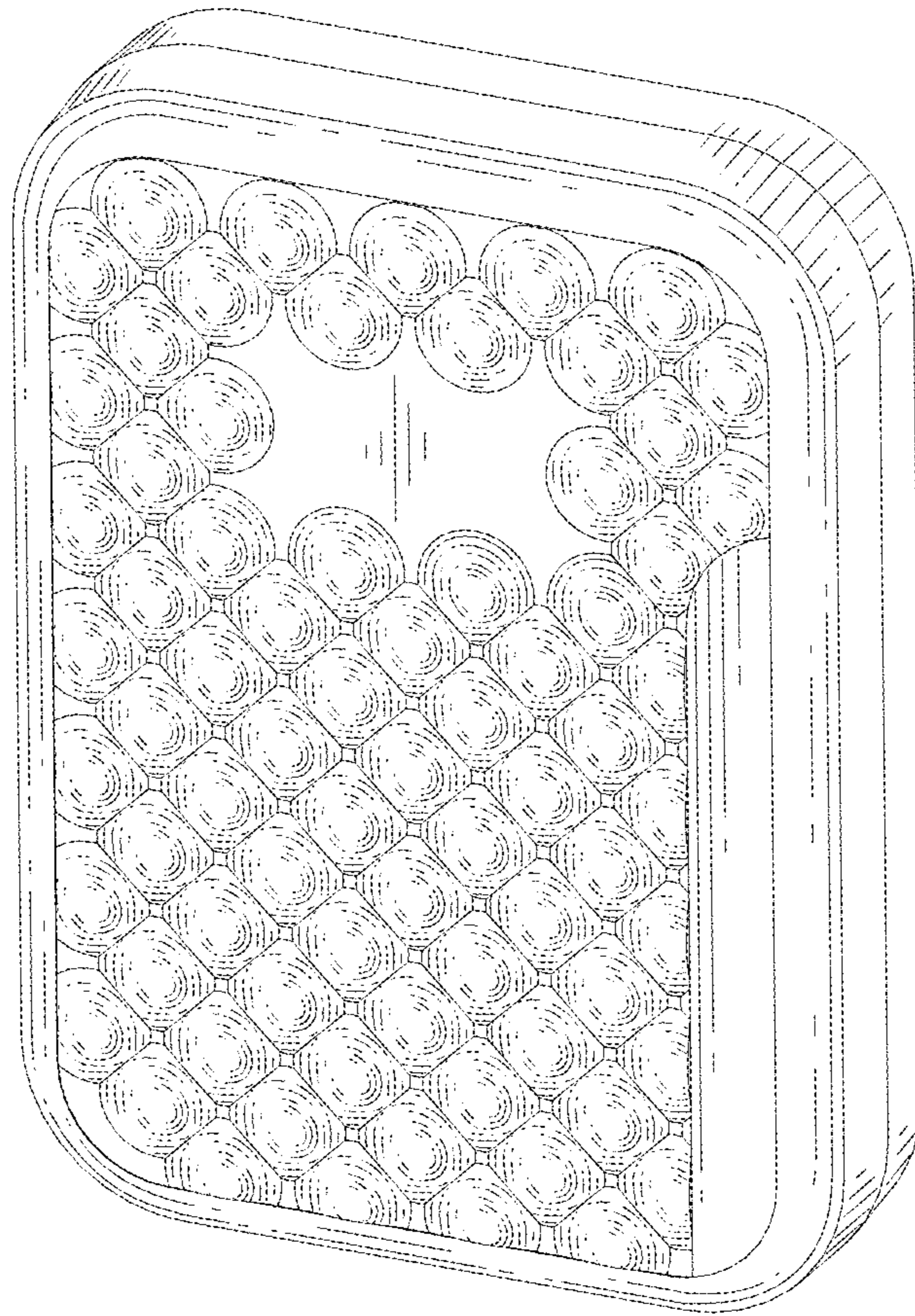


FIG. 1




FIG. 2

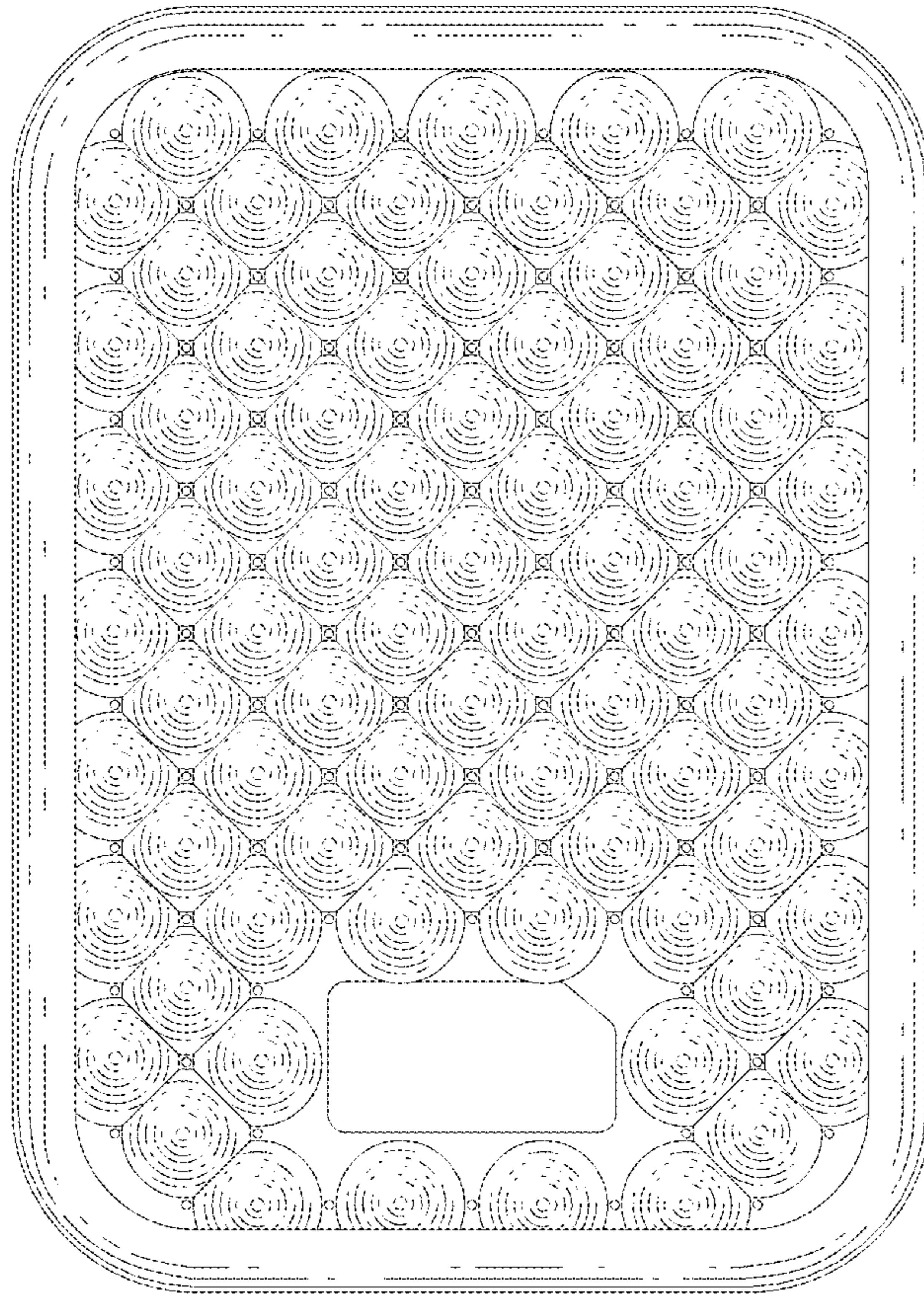


FIG. 3

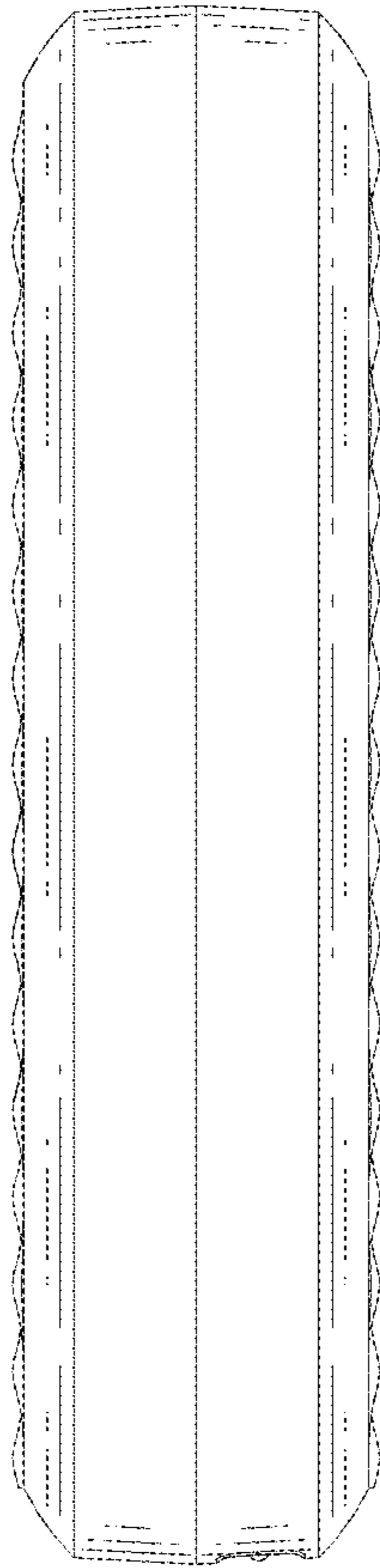


FIG. 4

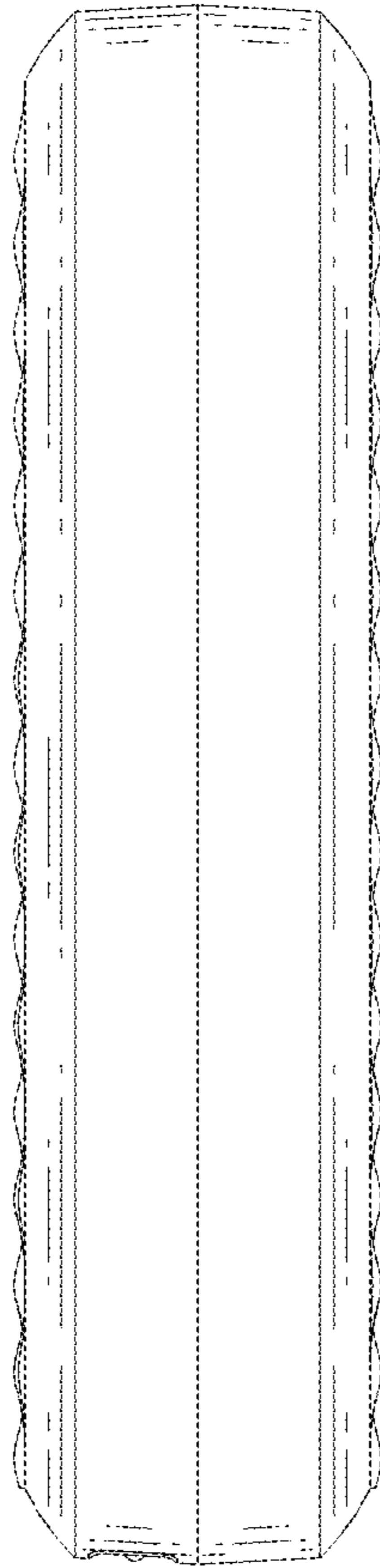


FIG. 5

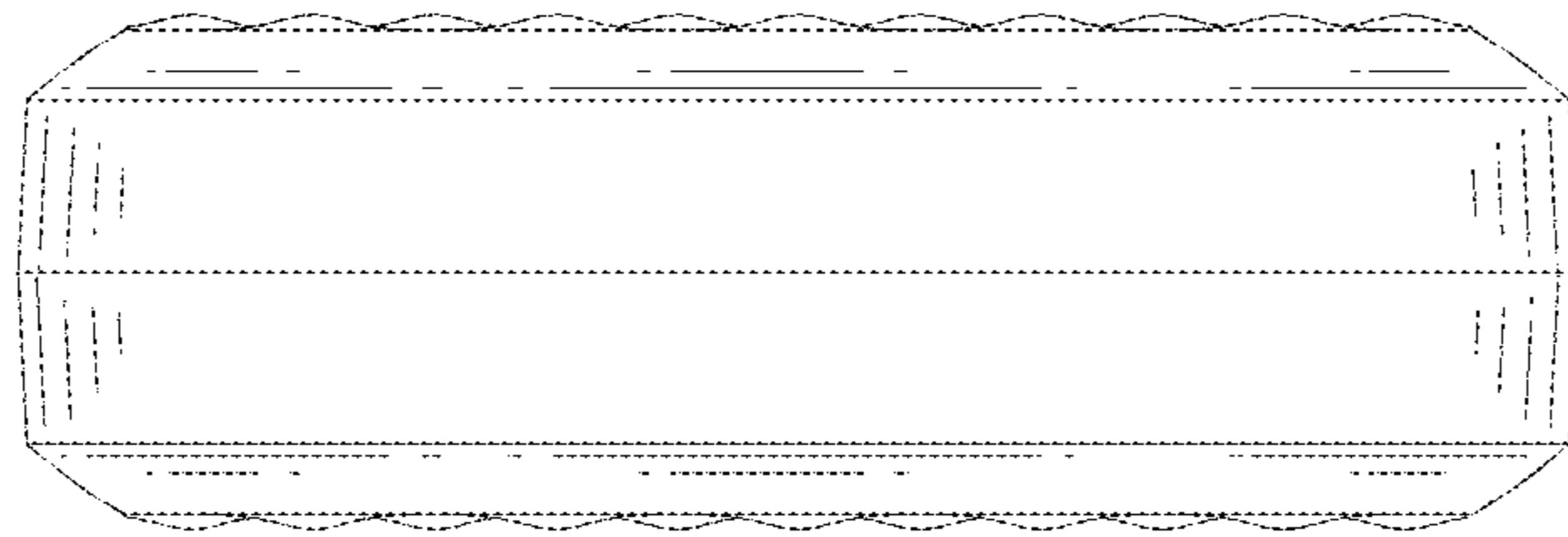


FIG. 6

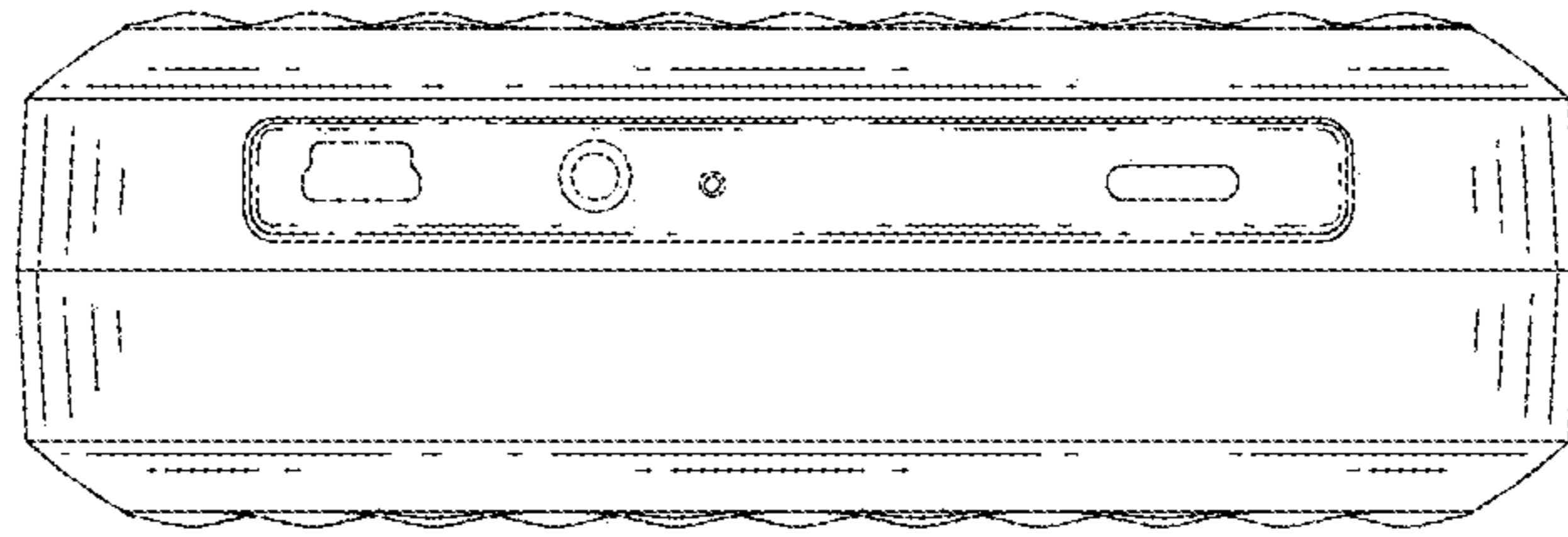


FIG. 7