



US00D684961S

(12) **United States Design Patent**
Murchison et al.

(10) **Patent No.:** **US D684,961 S**
(45) **Date of Patent:** **** Jun. 25, 2013**

(54) **ELECTRONIC DEVICE CASE**

(75) Inventors: **Ian James Murchison**, Toronto (CA);
Anders Fahrendorff, Ottawa (CA);
Rohan Siddhartha Thakar, Waterloo
(CA); **Alison Phillips**, Toronto (CA);
Caitlin Curran-Blaney, Toronto (CA)

(73) Assignee: **Research In Motion Limited**, Waterloo,
Ontario (CA)

(**) Term: **14 Years**

(21) Appl. No.: **29/414,422**

(22) Filed: **Feb. 28, 2012**

(51) **LOC (9) Cl.** **14-03**

(52) **U.S. Cl.**
USPC **D14/250**

(58) **Field of Classification Search**
USPC .. D3/201, 215, 218, 269, 273, 294; D14/140,
D14/142, 203.3, 217, 218, 240, 242, 250–253,
D14/299, 358, 440, 450; D13/103, 107, 108,
D13/119; 220/4.02; 224/119, 191, 240, 241,
224/245, 682, 683; 248/309.1; 361/679.3,
361/679.56; 379/454, 455; 455/575.1, 575.6,
455/575.7, 575.8, 575.9; 190/100; 206/305,
206/320

See application file for complete search history.

(56) **References Cited**

U.S. PATENT DOCUMENTS

6,612,432	B2 *	9/2003	Motson	206/305
6,772,879	B1 *	8/2004	Domotor	206/45.23
D538,035	S *	3/2007	Chen	D3/218
D566,383	S *	4/2008	Harris et al.	D3/218
D567,500	S *	4/2008	Kwak et al.	D3/218
D611,042	S *	3/2010	Ferrari et al.	D14/250
D615,299	S *	5/2010	Agarwal et al.	D3/269
D624,064	S *	9/2010	Esposito	D14/250
D625,303	S *	10/2010	Kim	D14/250
D640,679	S *	6/2011	Willes et al.	D14/250
D648,332	S *	11/2011	Kim et al.	D14/248
D649,536	S *	11/2011	Richardson et al.	D14/250

* cited by examiner

Primary Examiner — Raphael Barkai
Assistant Examiner — Randall Gholson

(57) **CLAIM**

We claim the ornamental design for an electronic device case,
as shown and described.

DESCRIPTION

FIG. 1 is a front perspective view of an electronic device case;
FIG. 2 is a front elevational view of the electronic device case;
FIG. 3 is a back elevational view thereof;
FIG. 4 is a left elevational view thereof;
FIG. 5 is a right elevational view thereof;
FIG. 6 is a top plan view thereof; and,
FIG. 7 is a bottom plan view thereof.

1 Claim, 5 Drawing Sheets

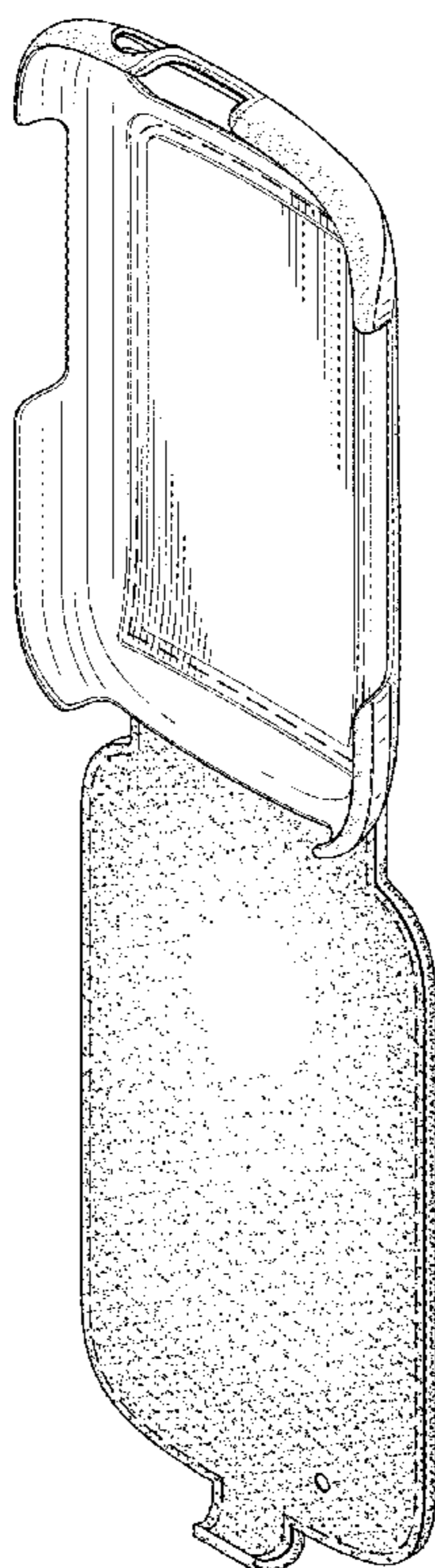


FIG. 1

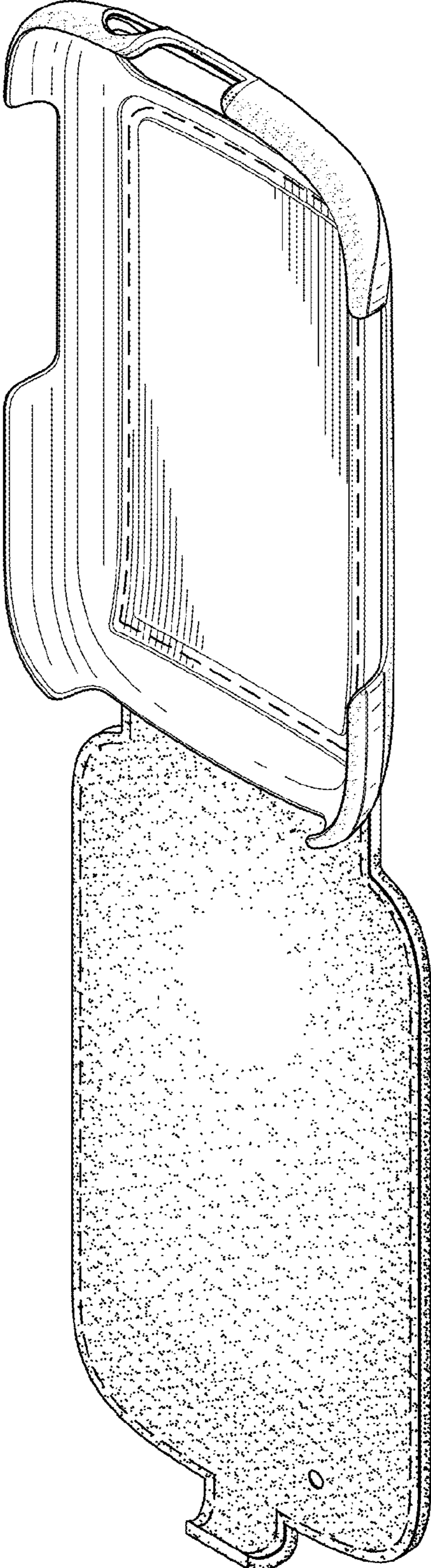


FIG. 2

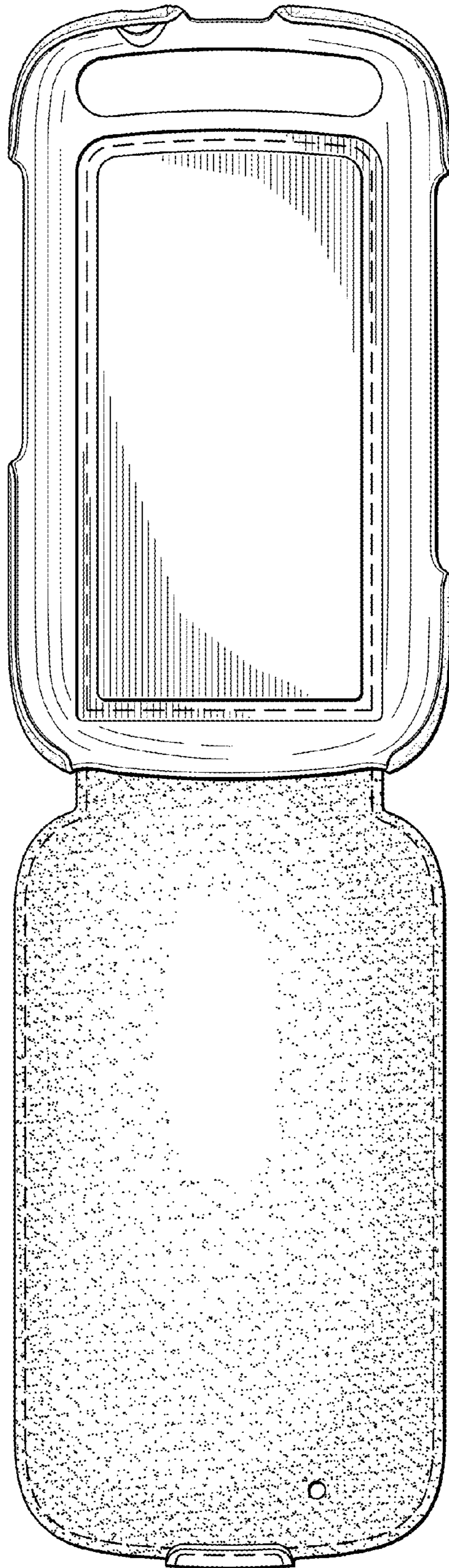


FIG. 3

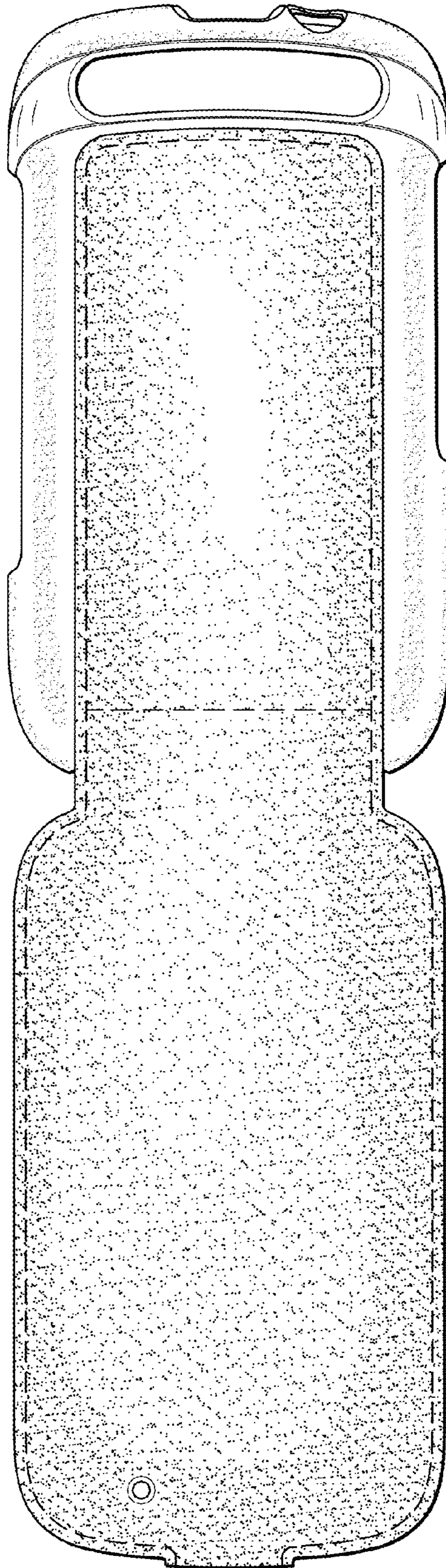


FIG. 4

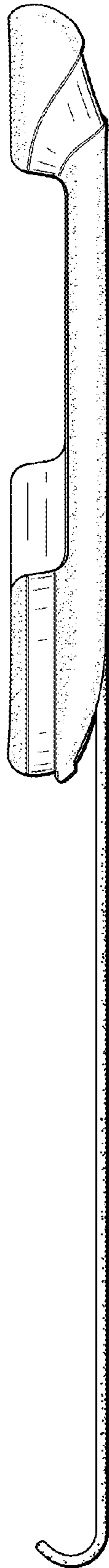
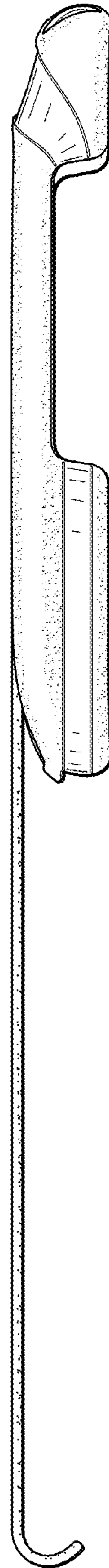


FIG. 5



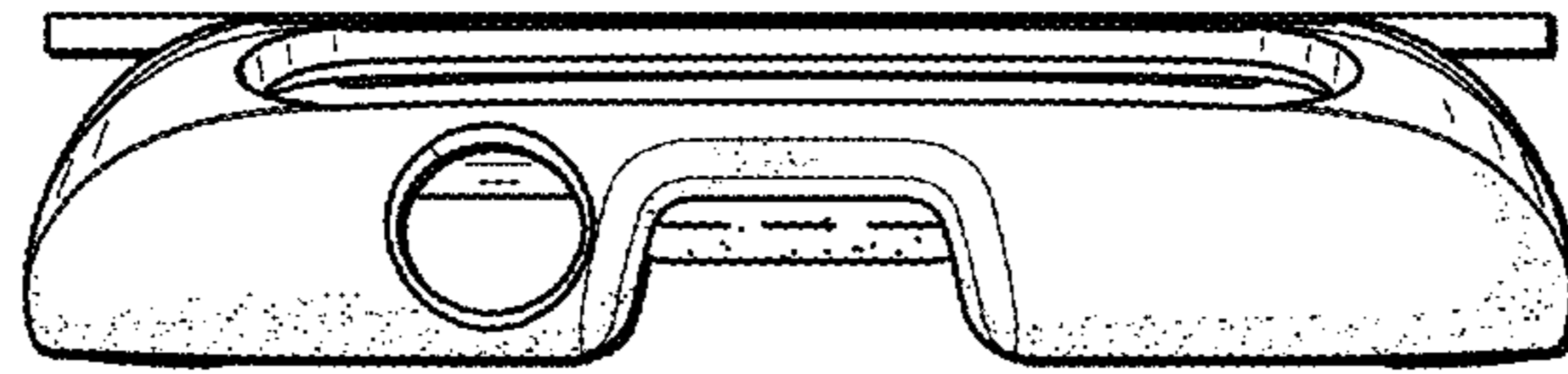


FIG. 6



FIG. 7