



US00D684960S

(12) **United States Design Patent**  
**Murchison et al.**

(10) **Patent No.:** **US D684,960 S**  
(45) **Date of Patent:** **\*\* Jun. 25, 2013**

(54) **ELECTRONIC DEVICE CASE**

(56) **References Cited**

(75) Inventors: **Ian James Murchison**, Toronto (CA);  
**Anders Fahrendorff**, Ottawa (CA);  
**Rohan Siddhartha Thakar**, Waterloo  
(CA); **Alison Phillips**, Toronto (CA);  
**Caitlin Curran-Blaney**, Toronto (CA)

U.S. PATENT DOCUMENTS

6,612,432	B2 *	9/2003	Motson	206/305
6,772,879	B1 *	8/2004	Domotor	206/45.23
D538,035	S *	3/2007	Chen	D3/218
7,444,176	B2 *	10/2008	Oda et al.	455/575.3
D611,042	S *	3/2010	Ferrari et al.	D14/250
7,673,745	B2 *	3/2010	Sirichai et al.	206/45.23
D615,078	S *	5/2010	Bradley	D14/250
D624,064	S *	9/2010	Esposito	D14/250
D625,303	S *	10/2010	Kim	D14/250
D640,679	S *	6/2011	Willes et al.	D14/250
D648,332	S *	11/2011	Kim et al.	D14/248
D649,536	S *	11/2011	Richardson et al.	D14/250

(73) Assignee: **Research In Motion Limited**, Waterloo,  
Ontario (CA)

(\*\*) Term: **14 Years**

\* cited by examiner

(21) Appl. No.: **29/414,420**

*Primary Examiner* — Raphael Barkai  
*Assistant Examiner* — Randall Gholson

(22) Filed: **Feb. 28, 2012**

(51) **LOC (9) Cl.** ..... **14-03**

(57) **CLAIM**

(52) **U.S. Cl.**

We claim the ornamental design for an electronic device case,  
as shown and described.

USPC ..... **D14/250**

(58) **Field of Classification Search**

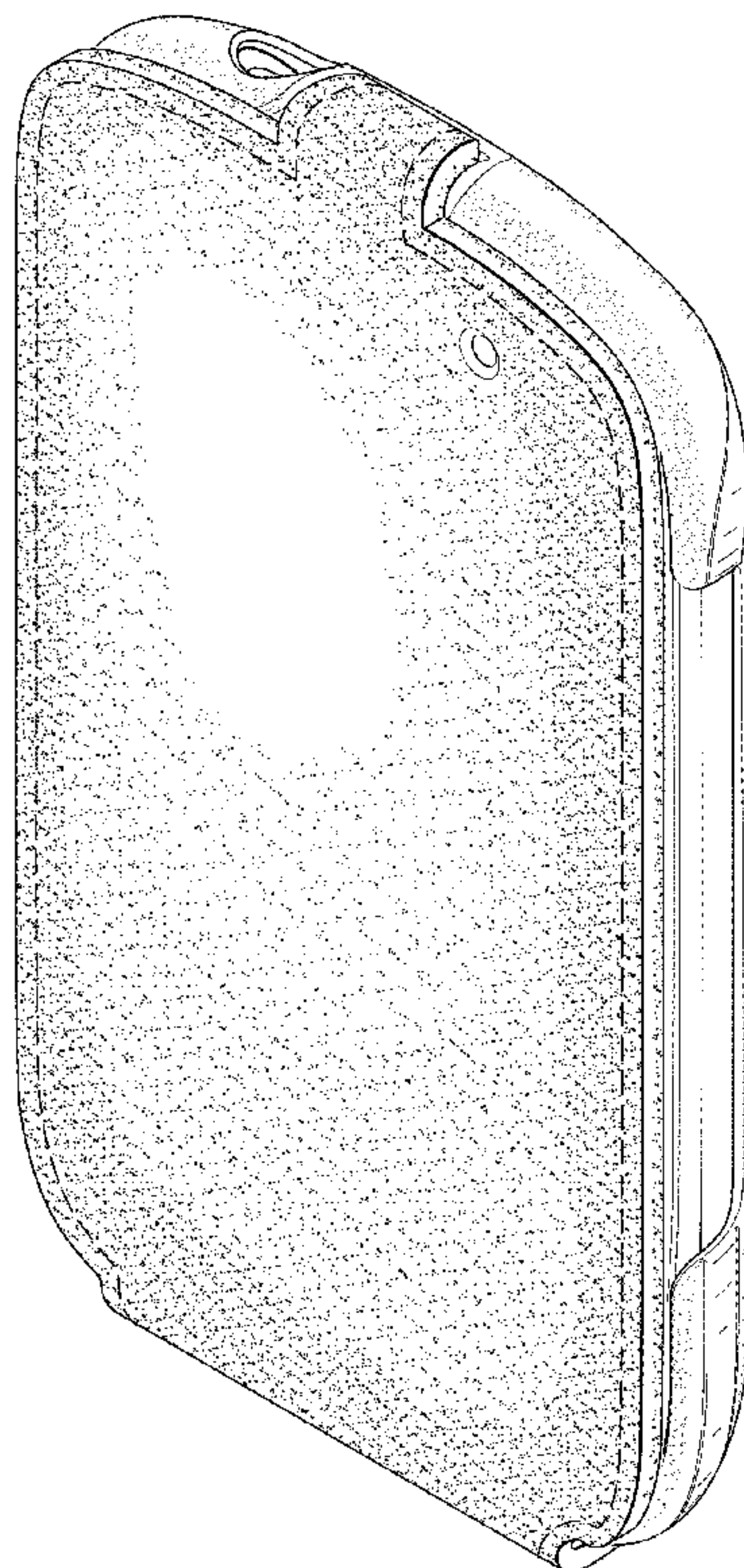
**DESCRIPTION**

USPC .. D3/201, 215, 218, 269, 273, 294; D14/140,  
D14/142, 203.3, 217, 218, 240, 242, 250–253,  
D14/299, 358, 440, 450; D13/103, 107,  
108.119; 220/4.02; 224/119, 191, 240, 241,  
224/245, 682, 683; 248/309.1; 361/679.3,  
361/679.56; 379/454, 455; 455/575.1, 575.6,  
455/575.7, 575.8, 575.9; 190/100; 206/305,  
206/320

FIG. 1 is a front perspective view of an electronic device case;  
FIG. 2 is a front elevational view of the electronic device case;  
FIG. 3 is a back elevational view thereof;  
FIG. 4 is a left elevational view thereof;  
FIG. 5 is a right elevational view thereof;  
FIG. 6 is a top plan view thereof; and,  
FIG. 7 is a bottom plan view thereof.

See application file for complete search history.

**1 Claim, 5 Drawing Sheets**



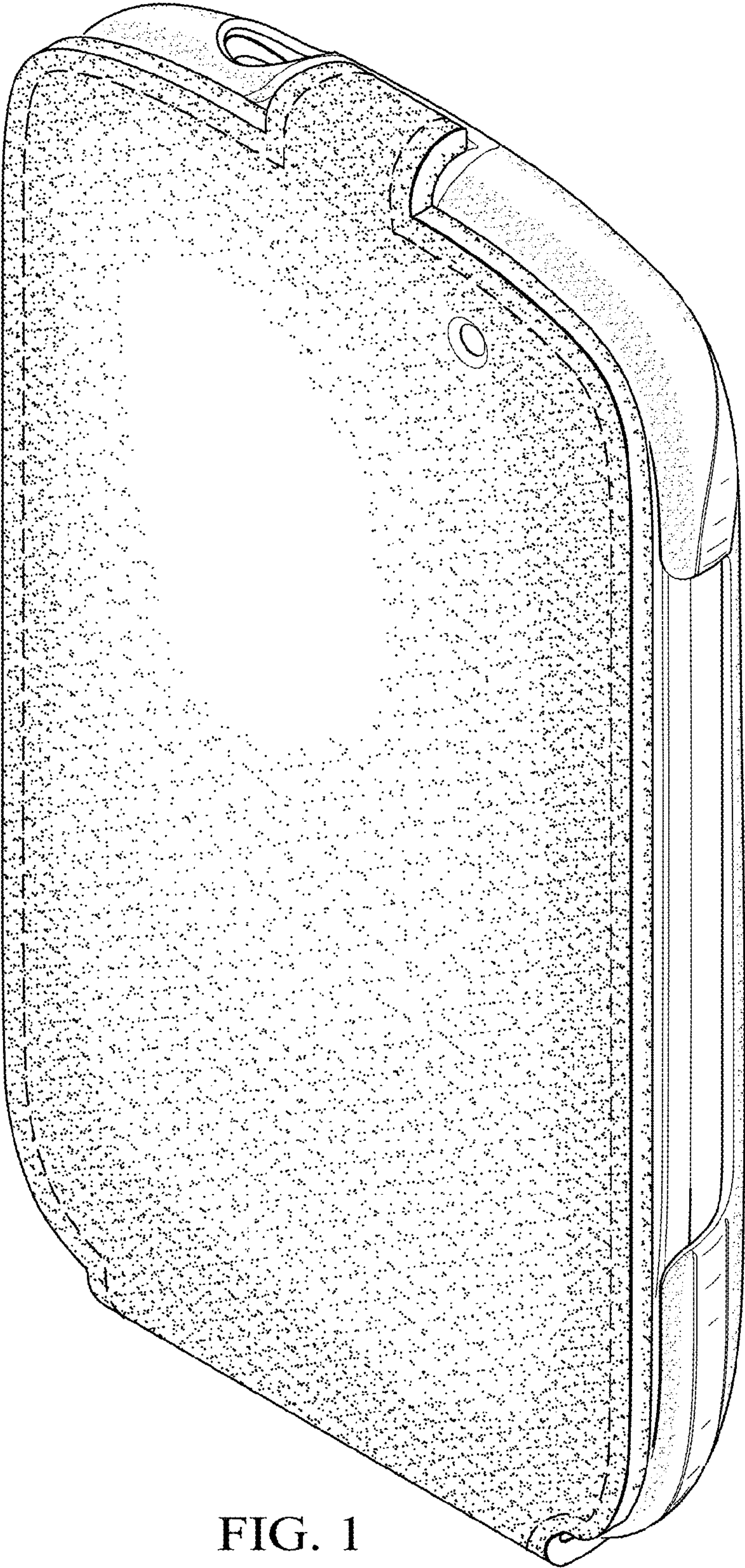


FIG. 1






FIG. 2

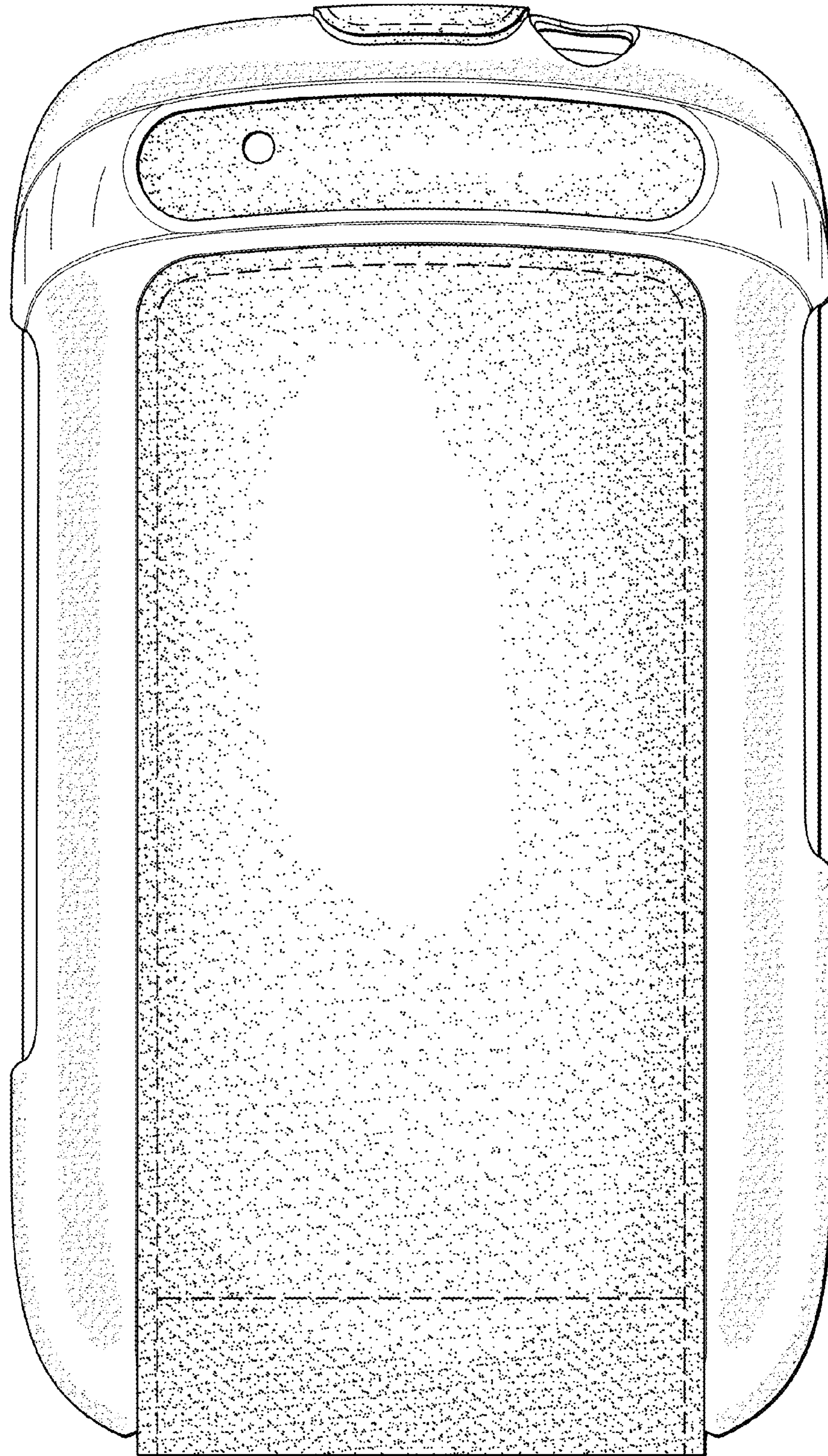


FIG. 3



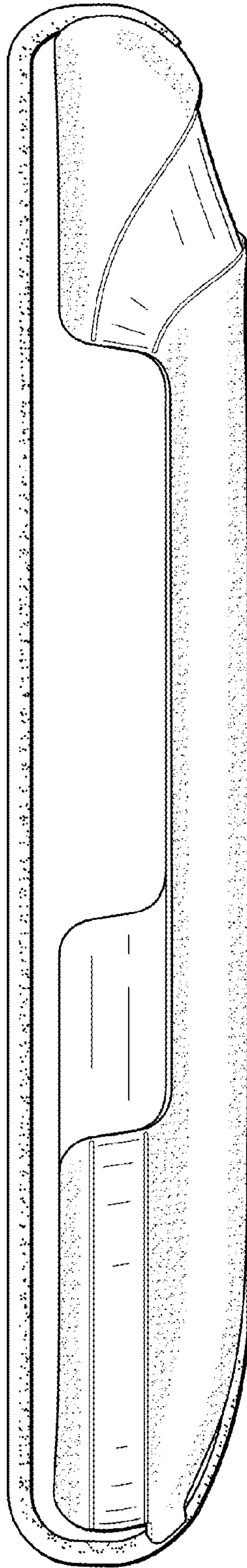


FIG. 4

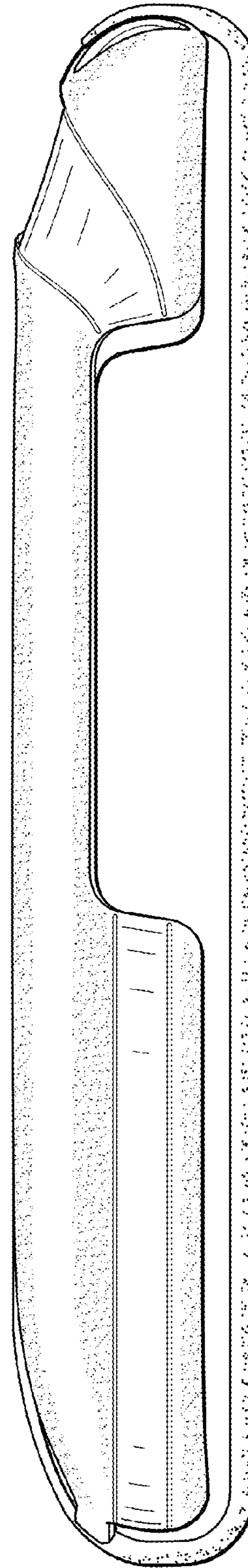


FIG. 5

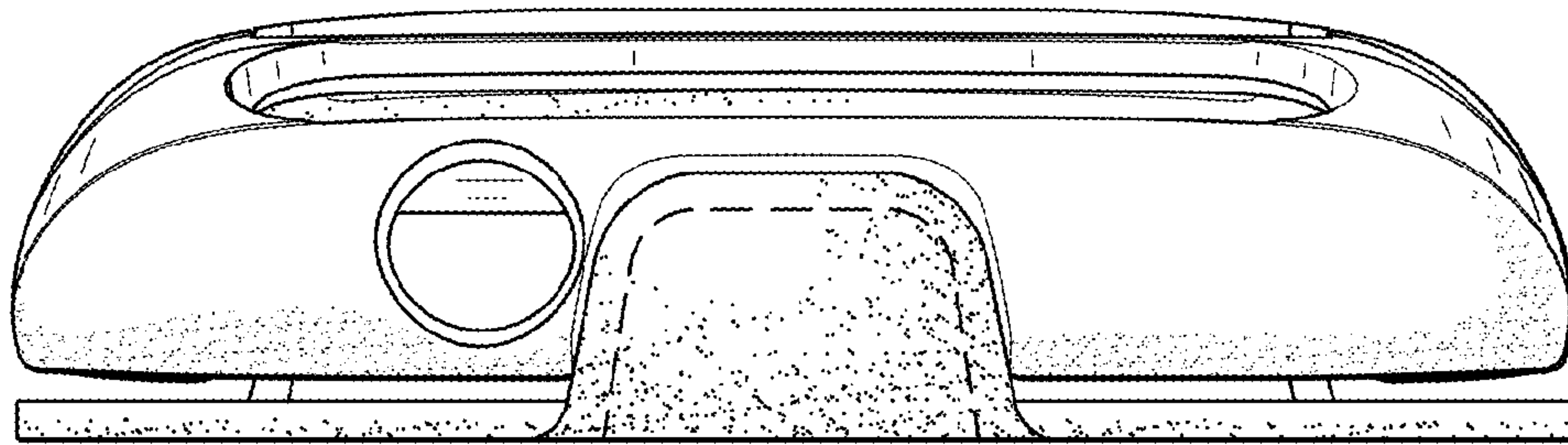


FIG. 6

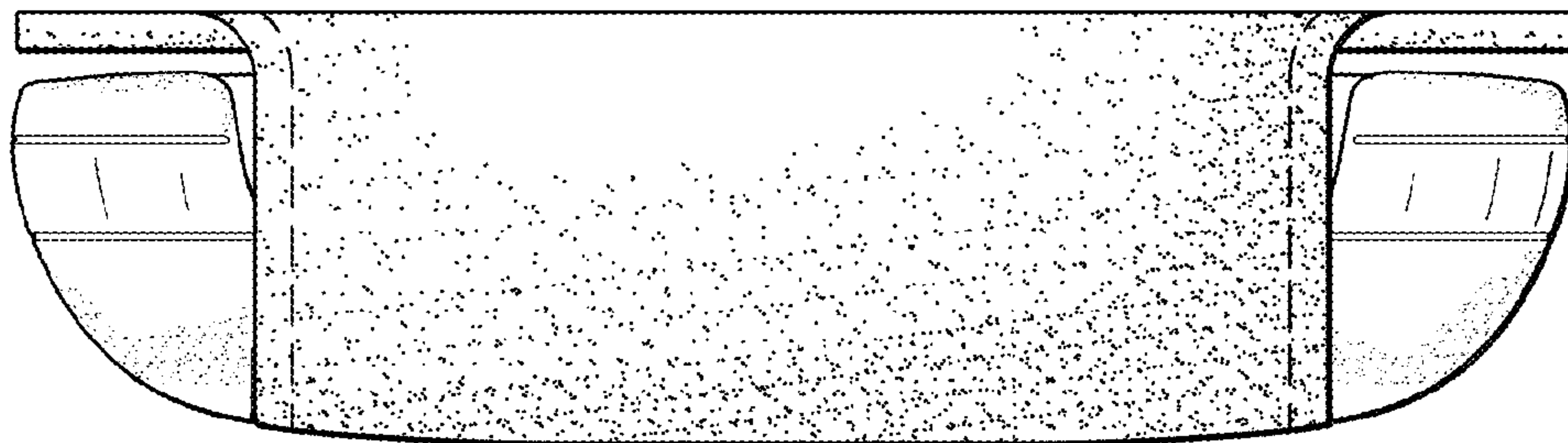


FIG. 7