



US00D684957S

(12) **United States Design Patent**
Smith et al.

(10) **Patent No.:** **US D684,957 S**
(45) **Date of Patent:** **** Jun. 25, 2013**

- (54) **PORTABLE AUDIO HOTSPOT DEVICE**
- (75) Inventors: **Dustin Jonathan Smith**, Waterloo (CA);
Todd Andrew Wood, Toronto (CA);
Anders Fahrendorff, Ottawa (CA)
- (73) Assignee: **Research In Motion Limited**, Waterloo,
Ontario (CA)
- (**) Term: **14 Years**
- (21) Appl. No.: **29/408,932**
- (22) Filed: **Dec. 19, 2011**
- (51) **LOC (9) Cl.** **14-03**
- (52) **U.S. Cl.**
USPC **D14/242; D14/358**
- (58) **Field of Classification Search**
USPC D14/240, 242, 357, 358, 140-140.9,
D14/155, 137, 139, 243, 348, 349, 351, 354,
D14/355; 375/222; 455/557; 725/111
See application file for complete search history.

D623,636 S *	9/2010	Luonsinen	D14/240
D638,003 S *	5/2011	Chen	D14/242
D641,740 S *	7/2011	Jeon et al.	D14/240
D654,917 S *	2/2012	Chaturvedi et al.	D14/358
D656,936 S *	4/2012	Saunders	D14/358
D657,310 S *	4/2012	Fahrendorff et al.	D13/110
D661,249 S *	6/2012	Smith et al.	D13/110
D664,130 S *	7/2012	Lee	D14/240

* cited by examiner

Primary Examiner — Bridget L Eland

(57) **CLAIM**
We claim the ornamental design for a portable audio hotspot device, as shown and described.

DESCRIPTION

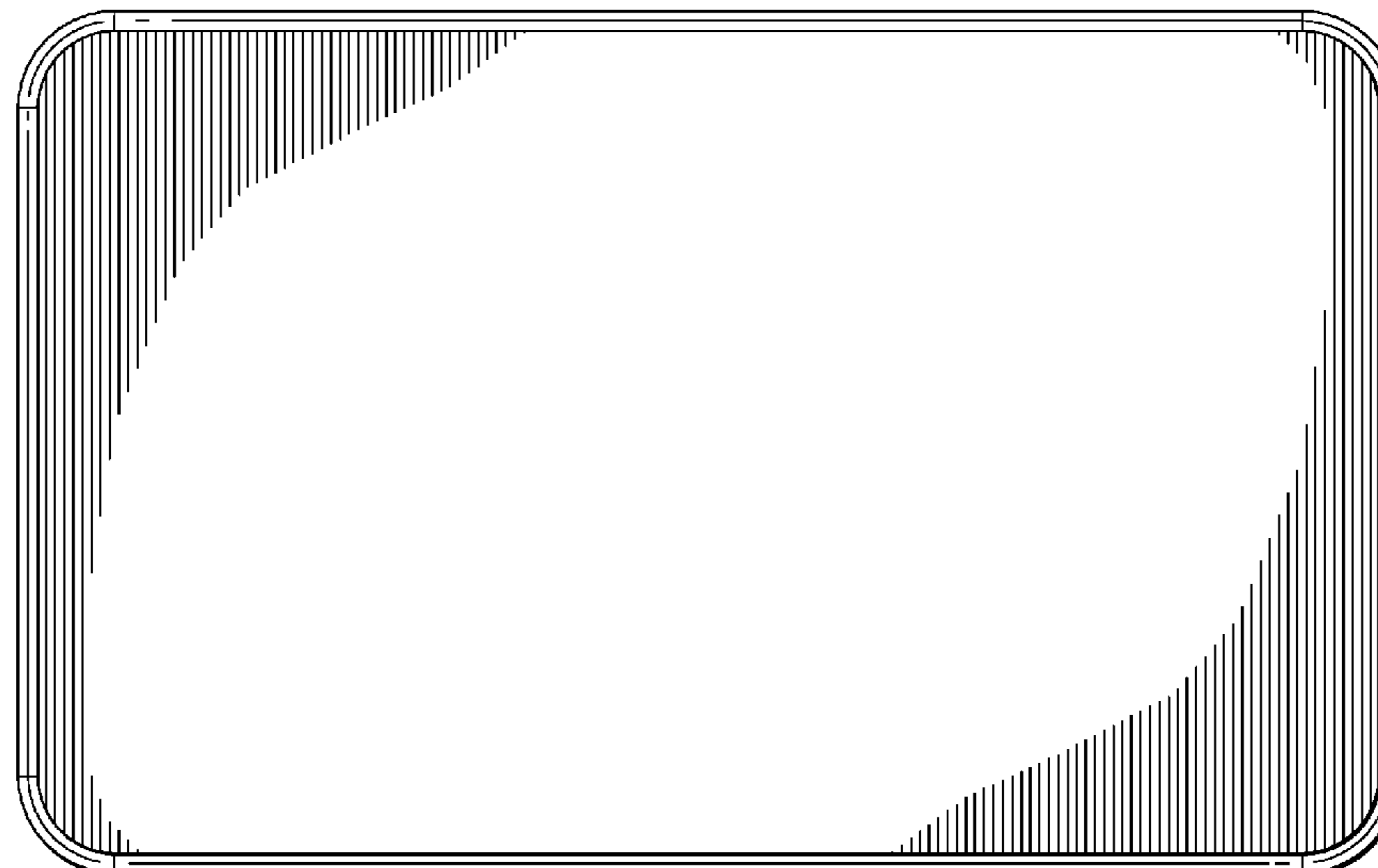
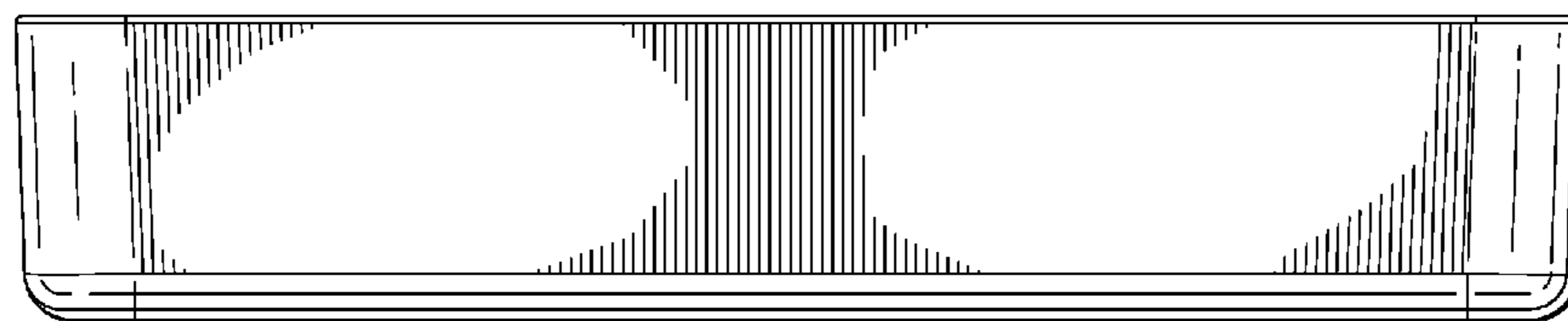
FIG. 1 is a front perspective view of a portable audio hotspot device;
 FIG. 2 is a front elevational view of the portable audio hotspot device;
 FIG. 3 is a back elevational view thereof;
 FIG. 4 is a right elevational view thereof;
 FIG. 5 is a left elevational view thereof;
 FIG. 6 is a top plan view thereof; and,
 FIG. 7 is a bottom plan view thereof.
 The broken lines are directed to environment and are for illustrative purposes only; the broken lines form no part of the claimed design.

1 Claim, 4 Drawing Sheets

- (56) **References Cited**

U.S. PATENT DOCUMENTS

D456,403 S *	4/2002	Witte	D14/355
D491,563 S *	6/2004	Sato et al.	D14/433
D580,423 S *	11/2008	Ju	D14/240
D580,933 S *	11/2008	Ju et al.	D14/358
7,508,678 B2 *	3/2009	Chen	361/752



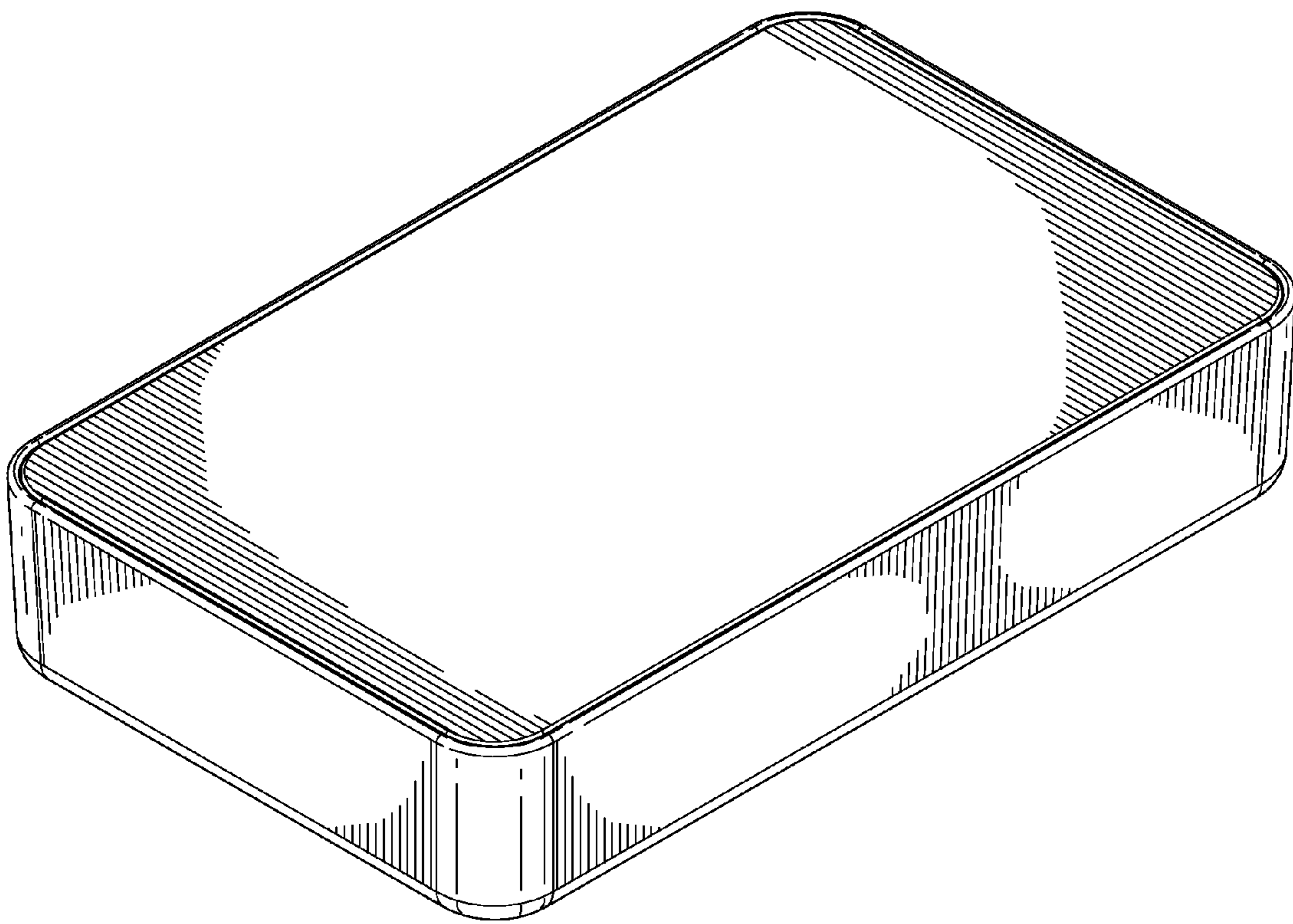


FIG. 1

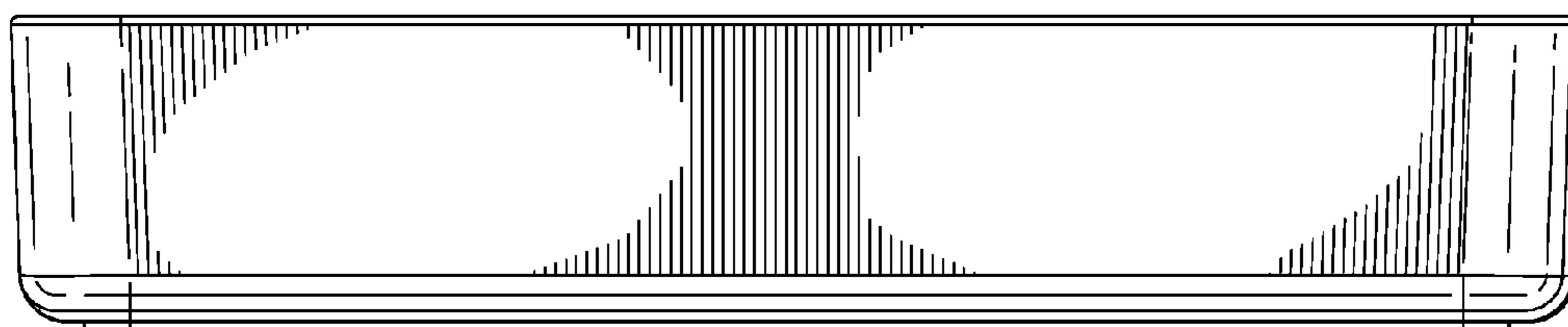


FIG. 2

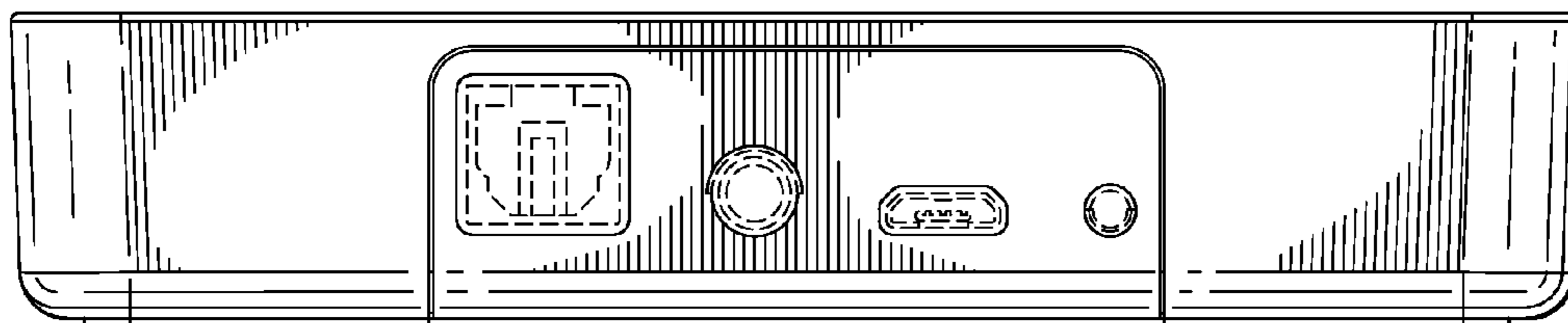


FIG. 3

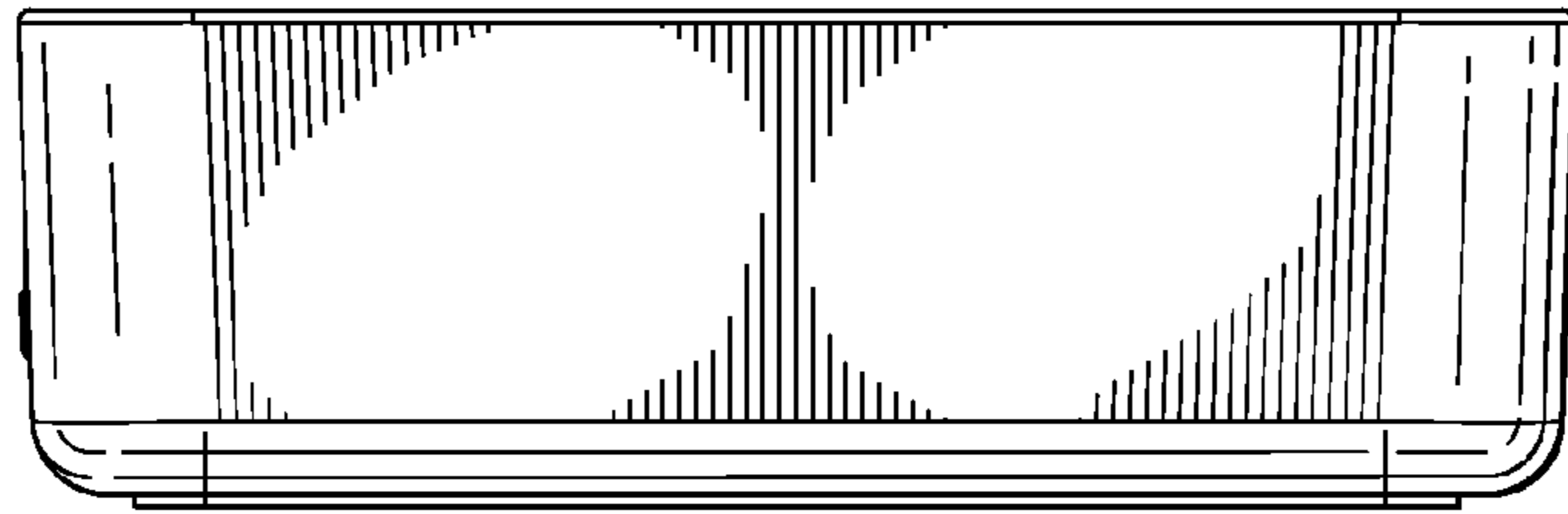


FIG. 4

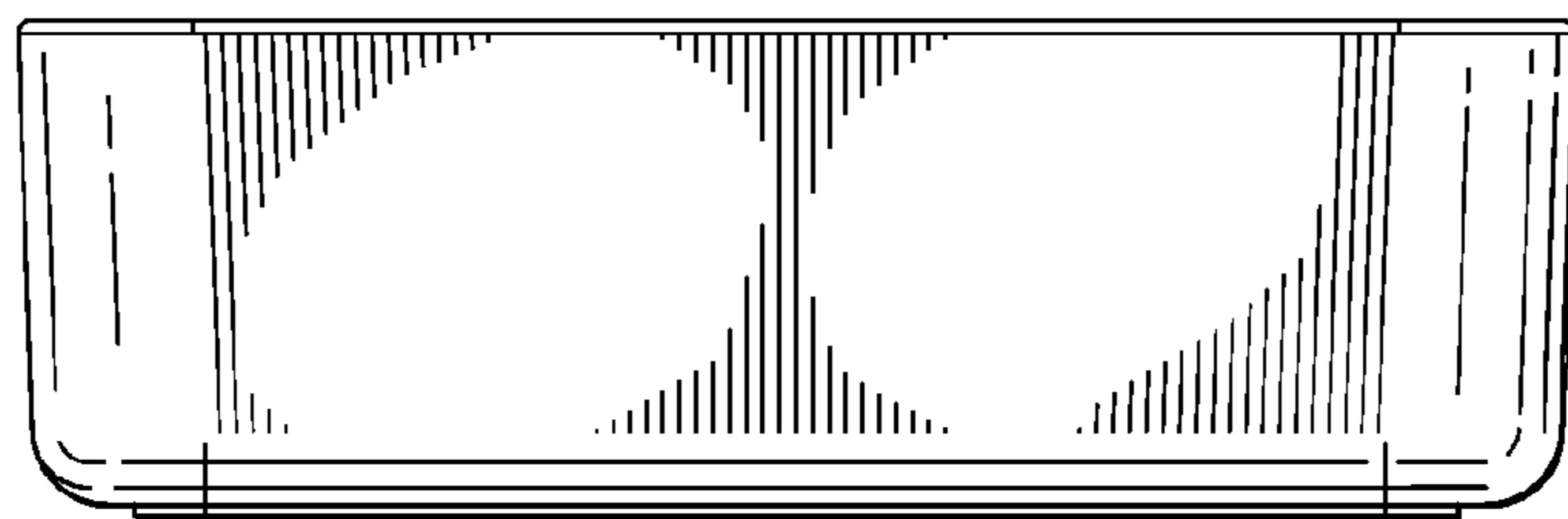


FIG. 5




FIG. 6

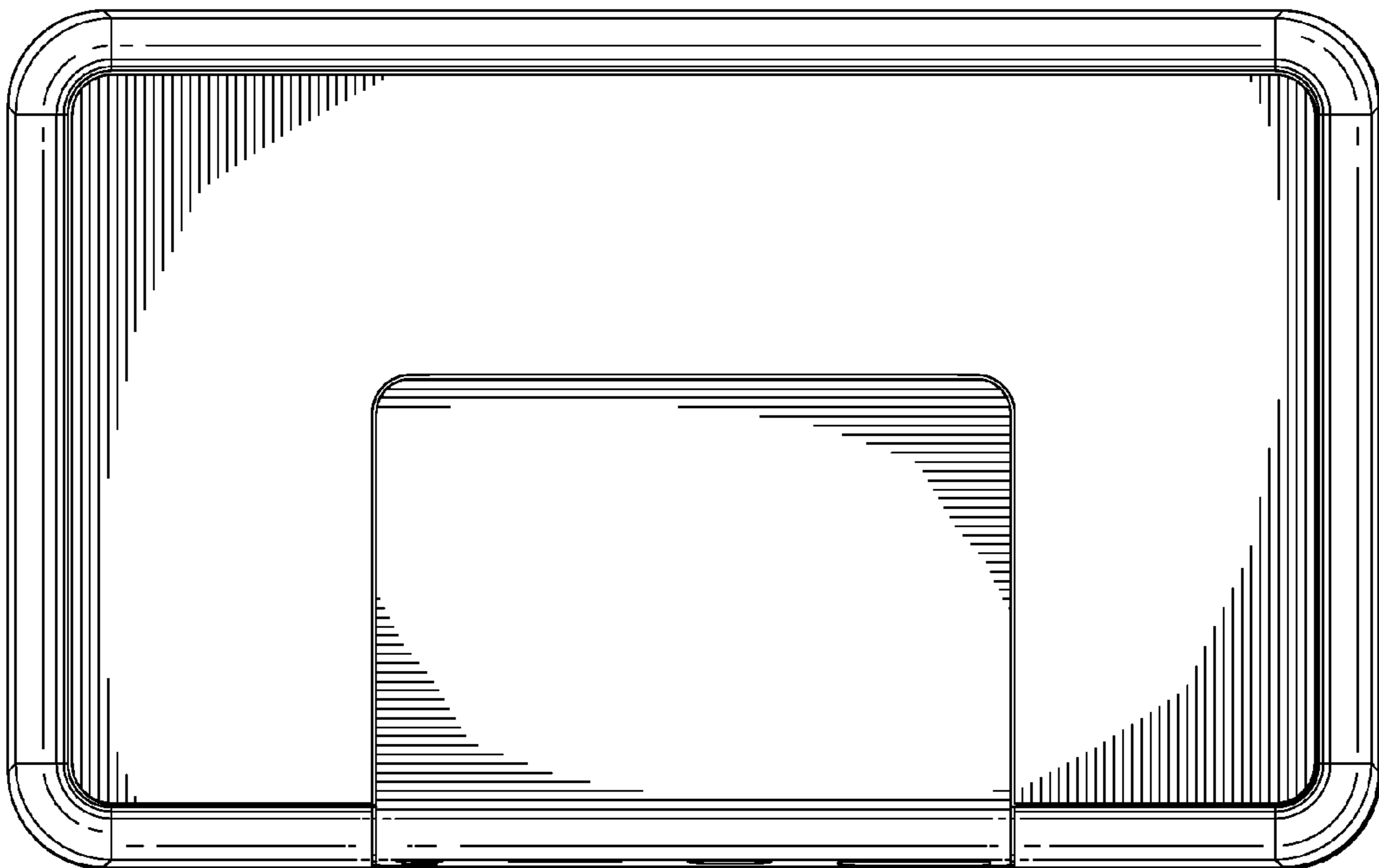


FIG. 7