



US00D684934S

(12) **United States Design Patent**
Ngo

(10) **Patent No.:** **US D684,934 S**
(45) **Date of Patent:** **** Jun. 25, 2013**

(54) **STRADDLE MOUNT CONNECTOR**

(71) Applicant: **Hung Viet Ngo**, Austin, TX (US)

(72) Inventor: **Hung Viet Ngo**, Austin, TX (US)

(73) Assignee: **FCI Americas Technology LLC**,
Carson City, NV (US)

(**) Term: **14 Years**

(21) Appl. No.: **29/434,381**

(22) Filed: **Oct. 12, 2012**

Related U.S. Application Data

(63) Continuation of application No. 29/408,680, filed on Dec. 15, 2011, now Pat. No. Des. 669,034, which is a continuation of application No. 29/392,420, filed on May 20, 2011, now Pat. No. Des. 657,747, which is a continuation of application No. 29/386,059, filed on Feb. 24, 2011, now Pat. No. Des. 642,537, which is a continuation of application No. 29/380,903, filed on Dec. 13, 2010, now Pat. No. Des. 640,635, which is a continuation of application No. 29/354,884, filed on Jan. 29, 2010, now Pat. No. Des. 630,586.

(51) **LOC (9) Cl.** **13-03**

(52) **U.S. Cl.**
USPC **D13/147**

(58) **Field of Classification Search**
USPC . D13/120, 147, 154, 184, 199; 439/159-160,
439/260, 325, 329, 395, 492, 495, 607.01,
439/607.04, 607.05, 607.17, 607.25, 607.34,
439/607.41, 607.53, 630
See application file for complete search history.

(56) **References Cited**

U.S. PATENT DOCUMENTS

5,971,775 A 10/1999 Tor et al.
6,231,355 B1 5/2001 Trammel et al.

D443,861 S 6/2001 Ko et al.
6,296,496 B1 10/2001 Trammel
6,464,517 B1 10/2002 Jones
6,589,061 B1 7/2003 Korsunsky et al.
6,638,081 B2 10/2003 Korsunsky et al.
6,685,485 B2 2/2004 Korsunsky et al.
6,688,897 B2 2/2004 Korsunsky et al.
6,692,273 B1 2/2004 Korsunsky et al.
6,764,316 B1 7/2004 Yu
D498,210 S 11/2004 Zhang
D499,379 S 12/2004 Zhu et al.
7,014,475 B1 3/2006 Mongold
7,112,072 B2 9/2006 Korsunsky et al.
D536,668 S 2/2007 Ye et al.

(Continued)

OTHER PUBLICATIONS

“Straddle Mount PCI Express Connectors”, Meritec, www.meritec.com, © 2009, 2 pages.

(Continued)

Primary Examiner — Daniel Bui
(74) *Attorney, Agent, or Firm* — Woodcock Washburn LLP

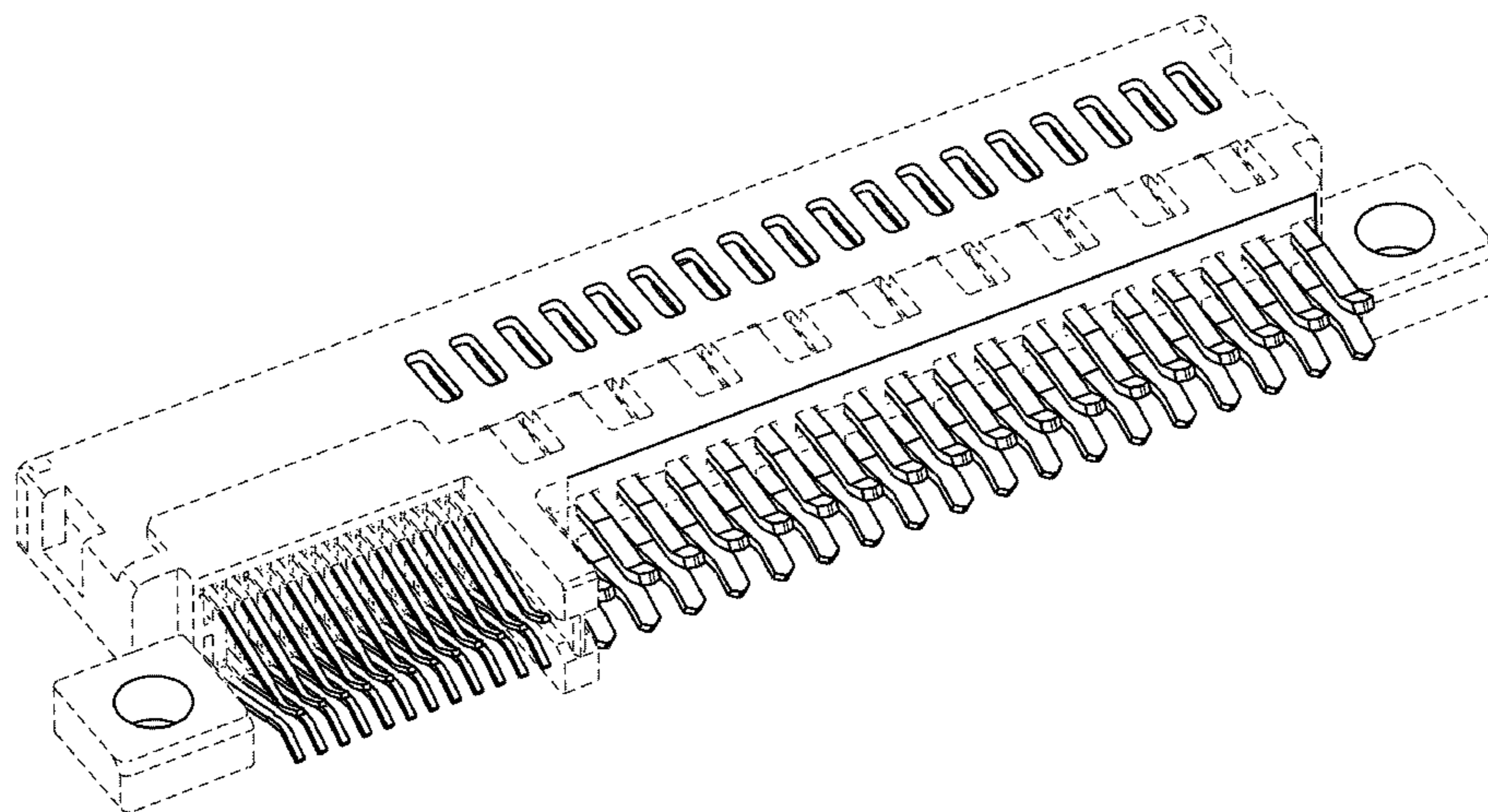
(57) **CLAIM**

I claim the ornamental design for a straddle mount connector, as shown and described.

DESCRIPTION

FIG. 1 is a rear perspective view of a straddle mount connector showing my new design;
FIG. 2 is a top plan view thereof;
FIG. 3 is a bottom plan view thereof;
FIG. 4 is a front elevational view thereof;
FIG. 5 is a rear elevational view thereof;
FIG. 6 is a left side elevational view thereof; and,
FIG. 7 is a right side elevational view thereof.
The broken line portion of the figures is included to show unclaimed subject matter only and forms no part of the claimed design.

1 Claim, 6 Drawing Sheets



US D684,934 S

Page 2

U.S. PATENT DOCUMENTS

7,188,408 B2 3/2007 Korsunsky et al.
D542,736 S 5/2007 Riku
7,488,222 B2 2/2009 Clark et al.
D606,496 S 12/2009 Ngo
D606,497 S 12/2009 Ngo
D608,293 S 1/2010 Ngo
D610,548 S 2/2010 Ngo
7,670,151 B2 3/2010 Yang
7,690,937 B2 4/2010 Daily et al.
D630,586 S 1/2011 Ngo
D637,957 S 5/2011 Zhang et al.
D640,635 S 6/2011 Ngo
D642,537 S 8/2011 Ngo
D647,057 S 10/2011 Lee et al.
D657,747 S 4/2012 Ngo
D669,034 S 10/2012 Ngo

2009/0104818 A1 4/2009 Wu et al.
2011/0143564 A1 6/2011 Lee et al.
2011/0300759 A1* 12/2011 Ngo 439/630
2012/0214347 A1* 8/2012 Sass et al. 439/630

OTHER PUBLICATIONS

Frantum, "Connector Assembly, SEC II Power, Dual Position, 2.45 [.100] Centerline card Edge", Tyco Electronics Corp., Jun. 8, 2005, 2 pages.

Chen, "Straddle Mount Type of Power Edge Connector", FCI, www.FCIconnect.com, Jan. 4, 2004, 2 pages.

Brown, "PCMCIA & CF SBL Receptacle", Tekan Interplex Industries Co., <http://www.tekais.com>, Dec. 6, 1999, 3 pages.

* cited by examiner

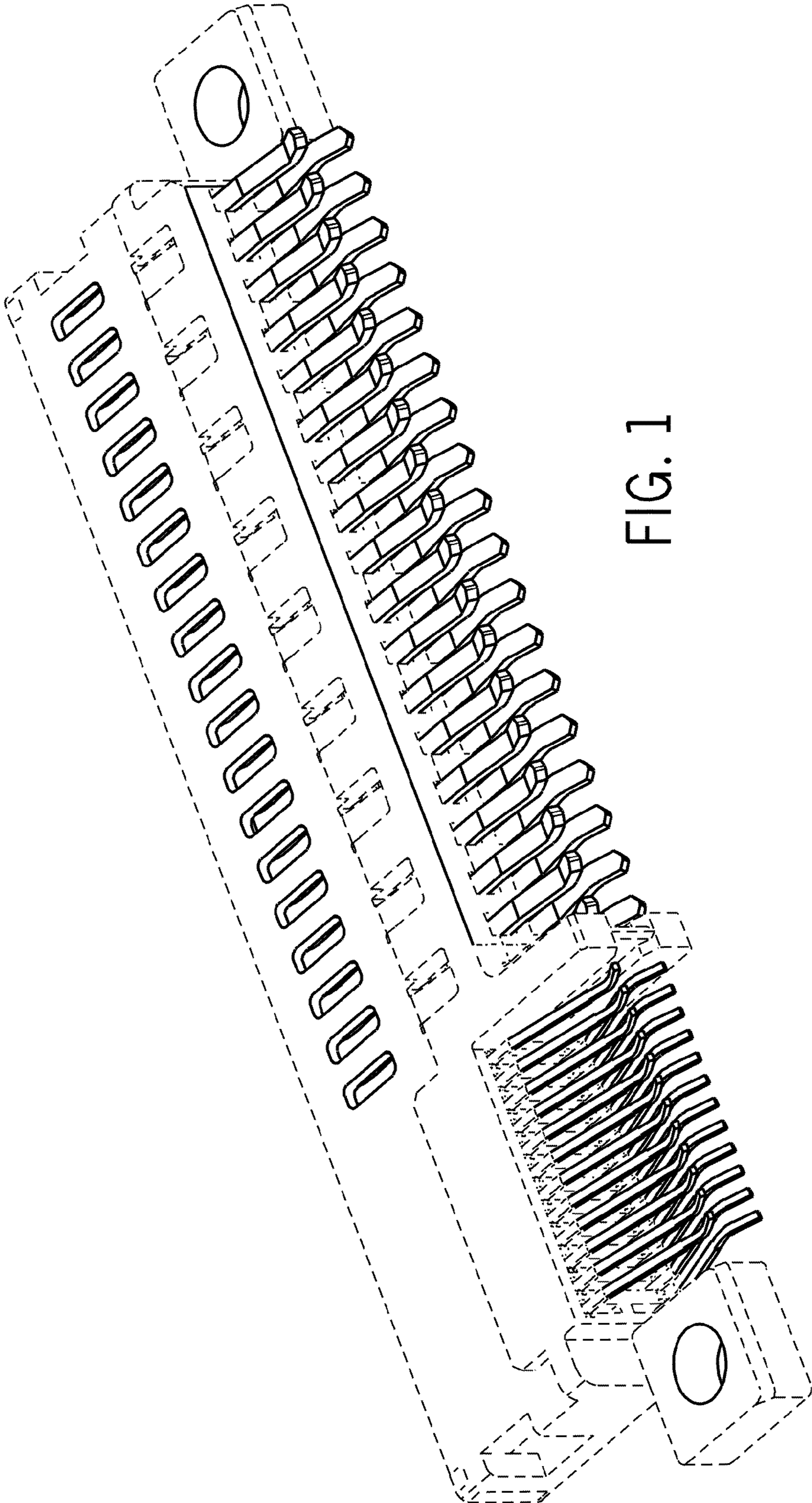


FIG. 1

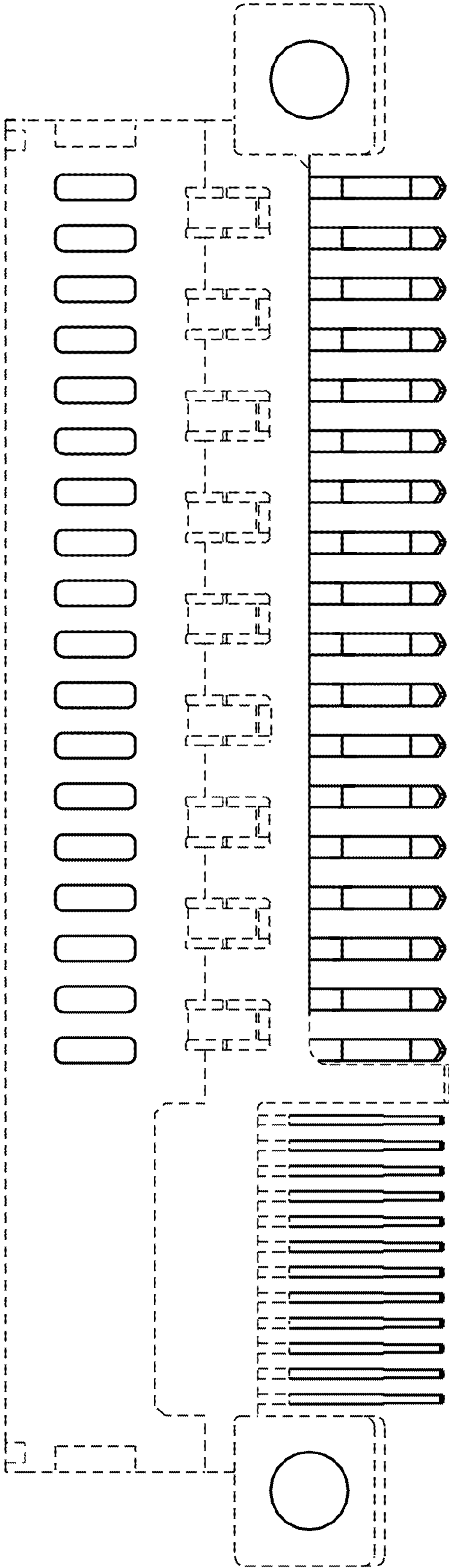


FIG. 2

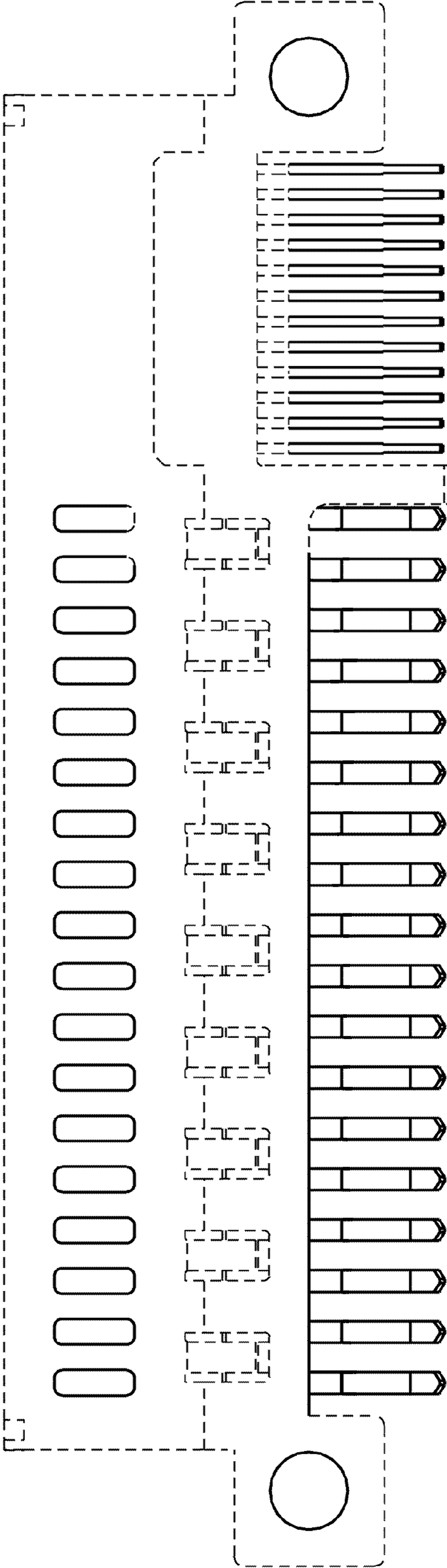


FIG. 3

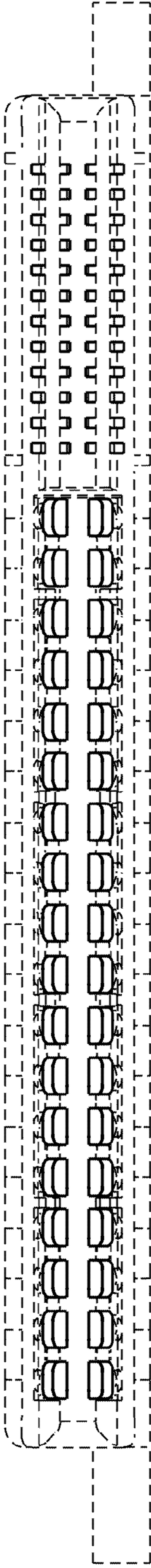


FIG. 4

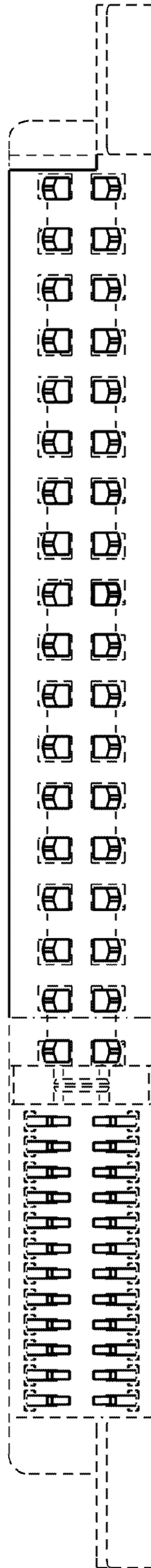


FIG. 5

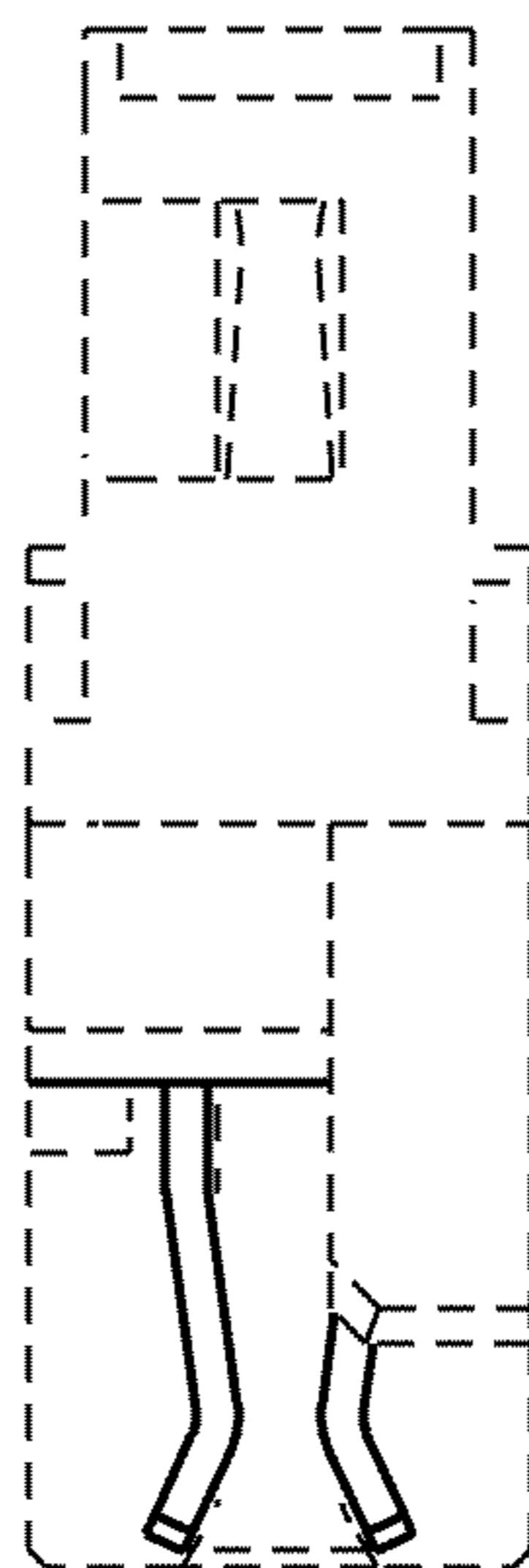


FIG. 7

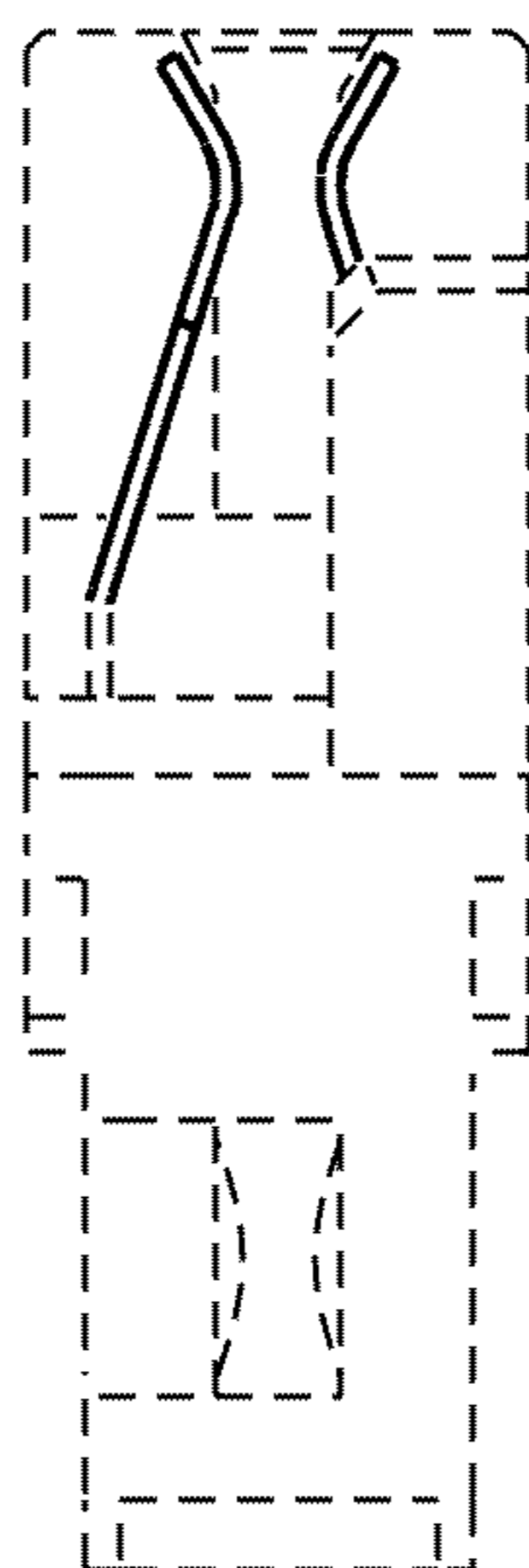


FIG. 6