



US00D684921S

(12) **United States Design Patent**
Sato

(10) **Patent No.:** **US D684,921 S**
(45) **Date of Patent:** **** Jun. 25, 2013**

(54) **MOTORCYCLE TIRE**

(71) Applicant: **Shusaku Sato**, Tokyo (JP)

(72) Inventor: **Shusaku Sato**, Tokyo (JP)

(73) Assignee: **Bridgestone Corporation**, Tokyo (JP)

(**) Term: **14 Years**

(21) Appl. No.: **29/440,554**

(22) Filed: **Dec. 21, 2012**

(30) **Foreign Application Priority Data**

Jun. 22, 2012 (JP) 2012-014914

(51) **LOC (9) Cl.** **12-15**

(52) **U.S. Cl.**
USPC **D12/535**

(58) **Field of Classification Search**
USPC D12/533-567, 900-901, 570, 599;
152/209.1-209.9, 209.11-209.19,
209.21-209.28, 455
See application file for complete search history.

(56) **References Cited**

U.S. PATENT DOCUMENTS

D294,931 S * 3/1988 Ikeda D12/535
D313,959 S * 1/1991 Kobayashi et al. D12/535
D315,703 S * 3/1991 Aoki D12/535

D414,451 S * 9/1999 Hara D12/535
D454,831 S * 3/2002 Yuze D12/535
D522,448 S * 6/2006 Toyozawa et al. D12/535
D525,189 S * 7/2006 Itoi et al. D12/535
D565,499 S * 4/2008 Itoi et al. D12/535
D569,787 S * 5/2008 Shibamoto et al. D12/535
D602,849 S * 10/2009 Kumamoto D12/535
D662,452 S * 6/2012 Kato D12/535
D662,872 S * 7/2012 Kato D12/535

* cited by examiner

Primary Examiner — Stacia Cadmus

(74) *Attorney, Agent, or Firm* — Sughrue Mion, PLLC

(57) **CLAIM**

The ornamental design for a motorcycle tire, as shown and described.

DESCRIPTION

FIG. 1 is a perspective view of a motorcycle tire showing my new design;
FIG. 2 is a front view thereof;
FIG. 3 is a top view thereof;
FIG. 4 is a right side view thereof;
FIG. 5 is a left side view thereof;
FIG. 6 is a rear view thereof;
FIG. 7 is a fragmentary enlarged view showing the details of the tread portion thereof; and,
FIG. 8 is a section view taken along line 8-8 in FIG. 7.
Broken lines in the drawings figures are intended to show portions of the tire that are not being claimed, and thus form no part of the claimed invention.

1 Claim, 8 Drawing Sheets


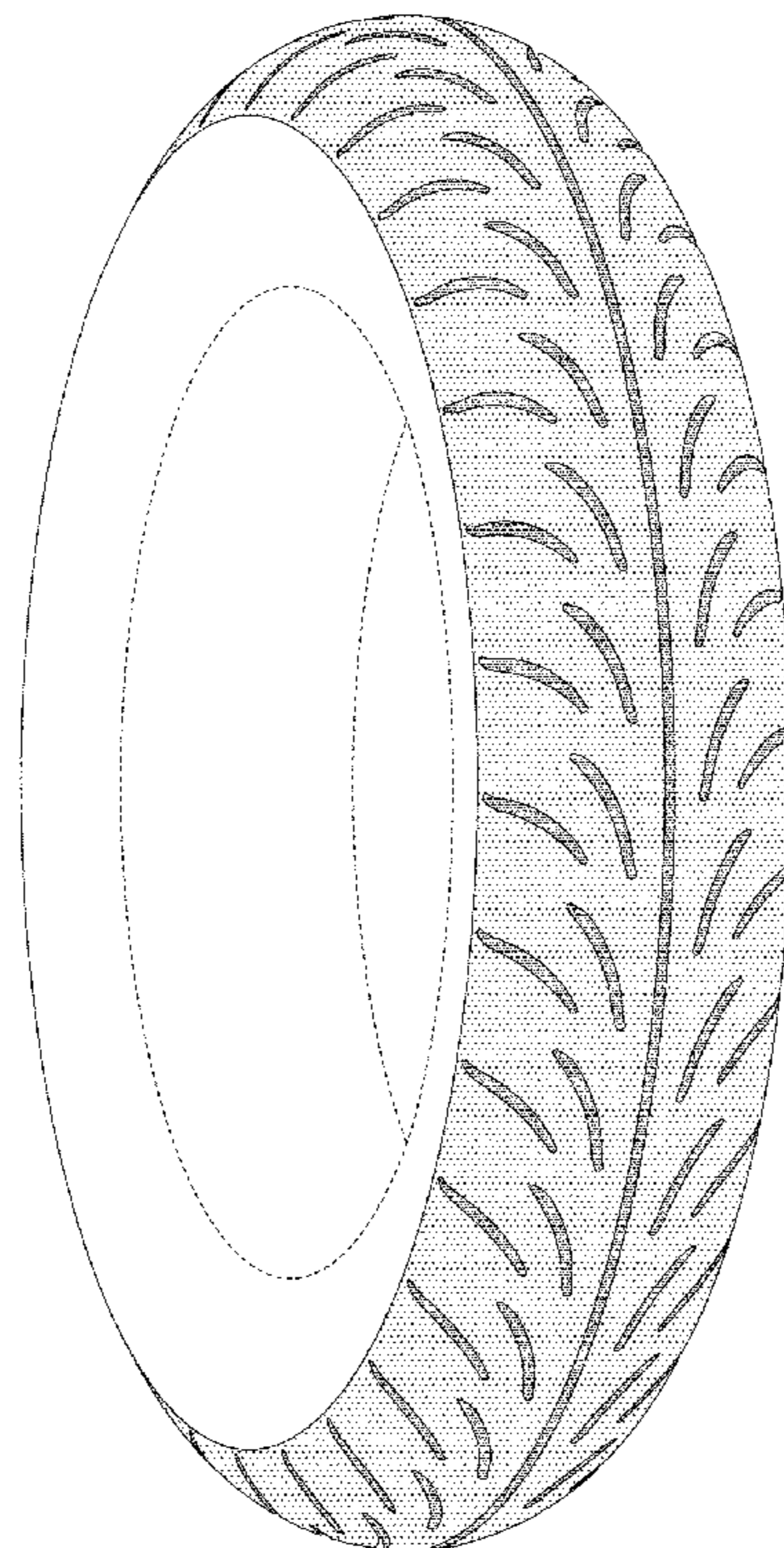


FIG. 1

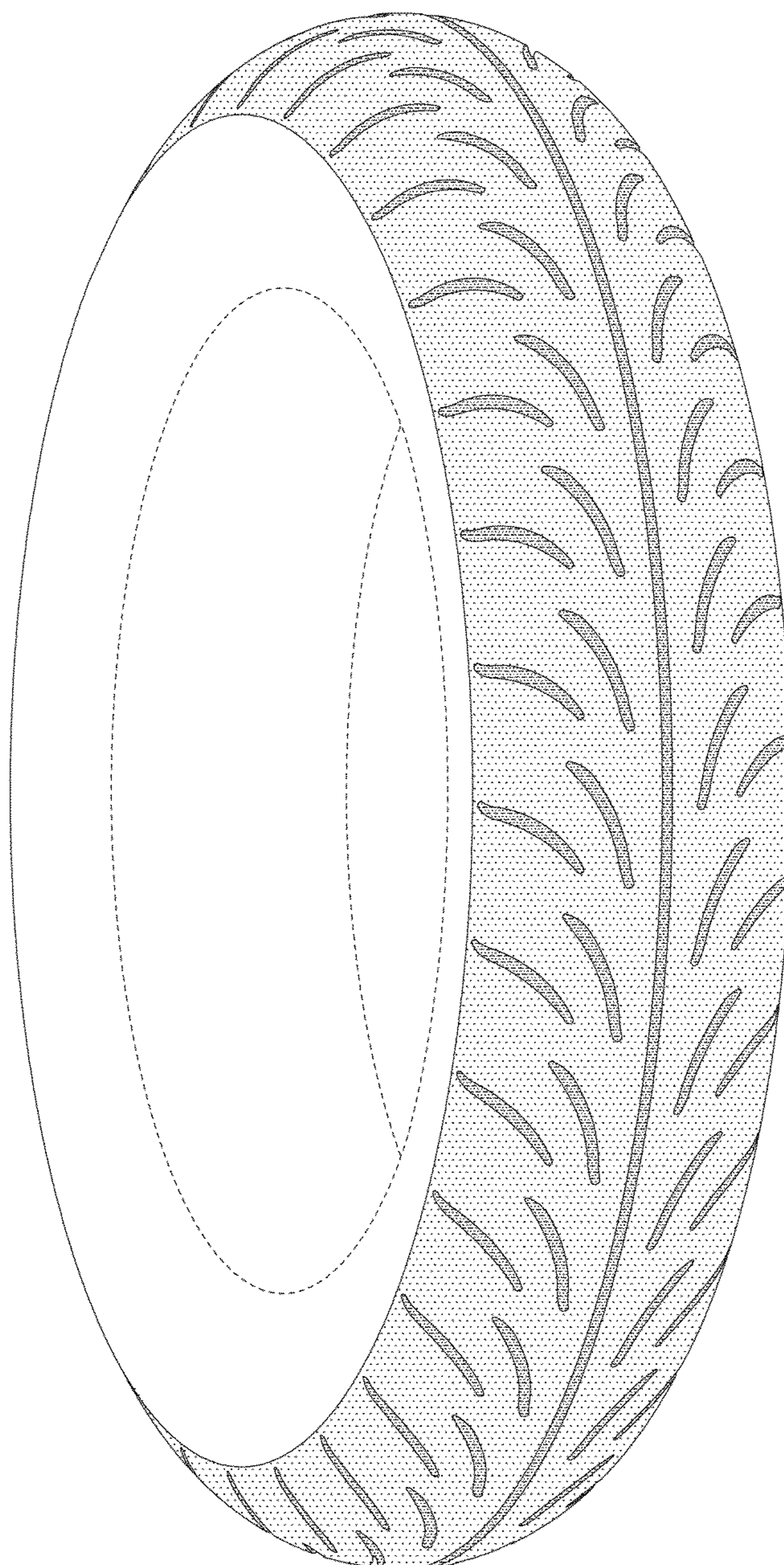


FIG. 2




FIG. 3




FIG. 4

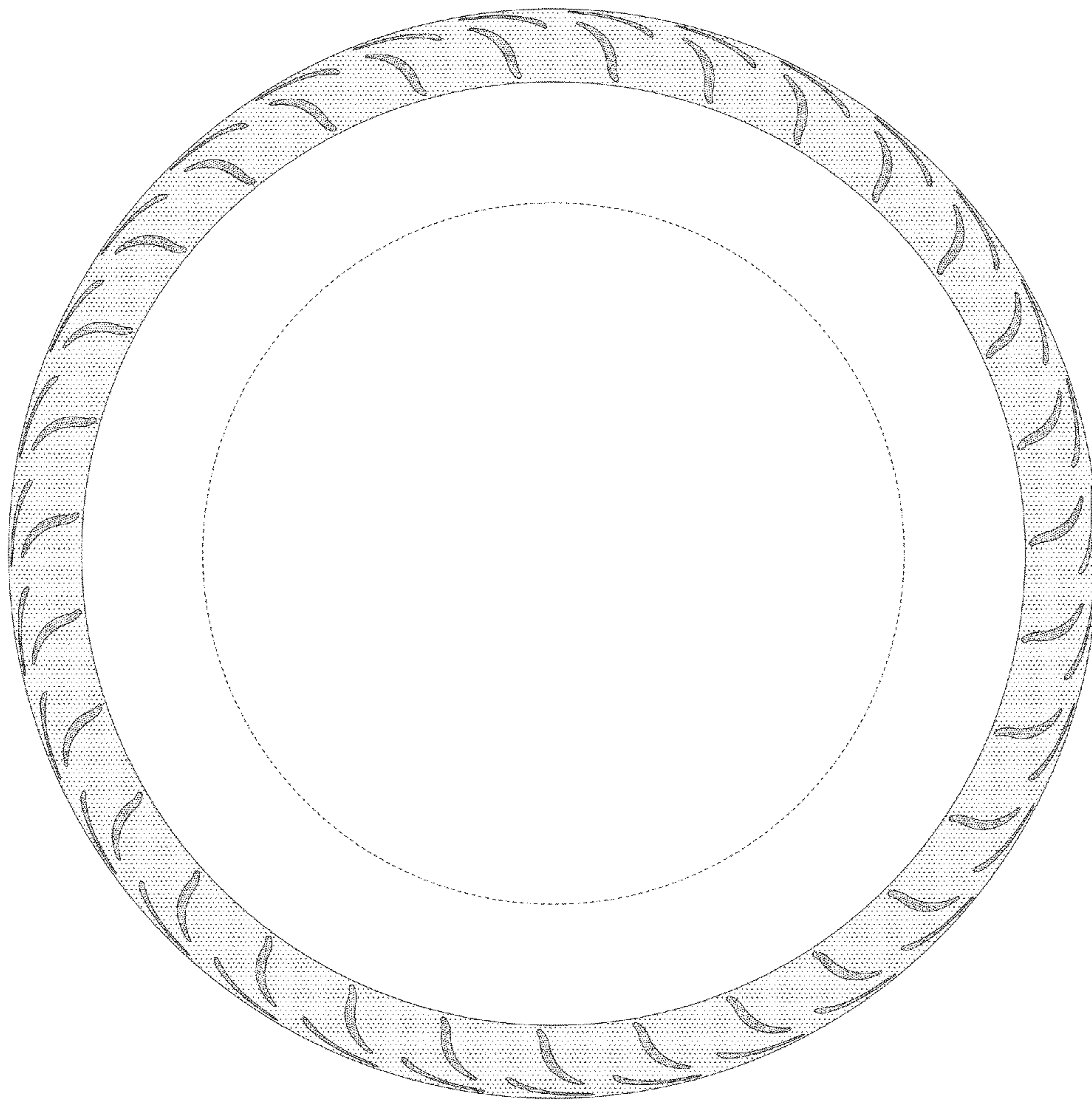


FIG. 5

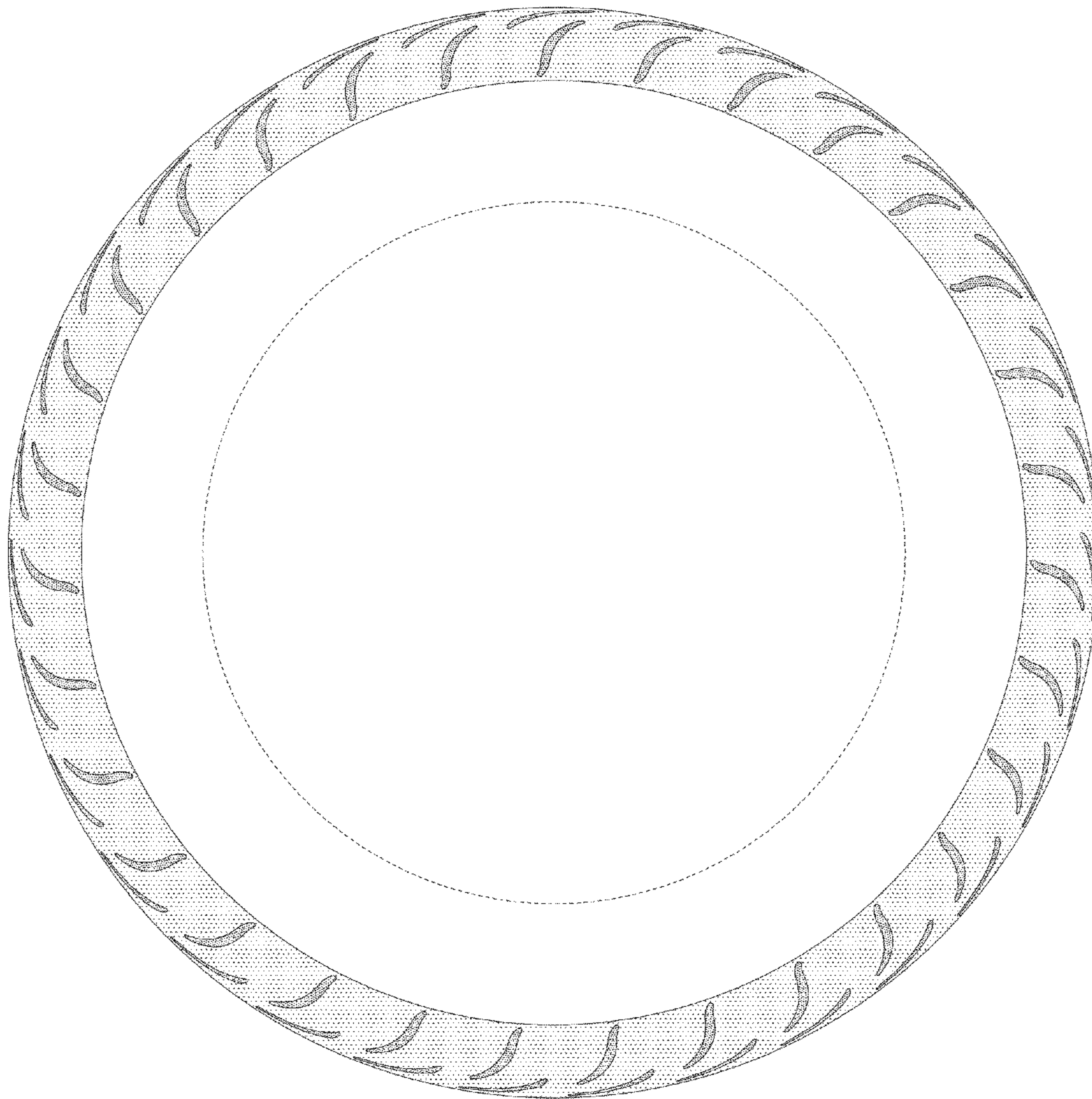


FIG. 6




FIG. 7




FIG. 8

