



US00D684908S

(12) **United States Design Patent**
Lee

(10) **Patent No.:** **US D684,908 S**
(45) **Date of Patent:** **** Jun. 25, 2013**

(54) **FENDER GUARD FOR AUTOMOBILE**

(71) Applicant: **Auto Clover Co., Ltd.**, Daegu (KR)

(72) Inventor: **Kwan Min Lee**, Kyongbuk (KR)

(73) Assignee: **Auto Clover Co., Ltd.**, Daegu (KR)

(**) Term: **14 Years**

(21) Appl. No.: **29/435,461**

(22) Filed: **Oct. 24, 2012**

(30) **Foreign Application Priority Data**

Apr. 28, 2012 (KR) 30-2012-0020701

(51) **LOC (9) Cl.** **12-16**

(52) **U.S. Cl.**
USPC **D12/184**; D12/181; D12/190

(58) **Field of Classification Search**
USPC D12/101, 106, 184, 190, 196; 150/154;
280/152.1, 152.2, 152.3, 160.1, 414.1-414.3,
280/770, 847-851; 296/192, 193.04, 193.05,
296/198; 180/223, 225, 229, 311, 312, 315
See application file for complete search history.

(56) **References Cited**

U.S. PATENT DOCUMENTS

4,169,608 A * 10/1979 Logan 280/848
4,620,745 A * 11/1986 Jacobs 296/198
5,238,268 A * 8/1993 Logan 280/848

D382,239 S * 8/1997 Logan et al. D12/184
D482,992 S * 12/2003 Hattori et al. D12/184
D516,481 S * 3/2006 Metros et al. D12/190
D517,965 S * 3/2006 Metros et al. D12/190
D546,253 S * 7/2007 Lee et al. D12/184
D591,658 S * 5/2009 Golden et al. D12/184
D610,511 S * 2/2010 Dubanowski et al. D12/181
8,118,329 B2 * 2/2012 Braga 280/848
2002/0158460 A1 * 10/2002 Logan 280/848

FOREIGN PATENT DOCUMENTS

JP 2000103364 A * 4/2000

* cited by examiner

Primary Examiner — Philip S Hyder

Assistant Examiner — Darlington Ly

(74) *Attorney, Agent, or Firm* — Saliwanchik, Lloyd & Eisenschenk

(57) **CLAIM**

The ornamental design for a fender guard for automobile, as shown and described.

DESCRIPTION

FIG. 1 is a front, left side, perspective view of a fender guard for automobile showing my new design;
FIG. 2 is a front view thereof;
FIG. 3 is a rear view thereof;
FIG. 4 is a right side view thereof;
FIG. 5 is a left side view thereof;
FIG. 6 is a top view thereof; and,
FIG. 7 is a bottom view thereof.

1 Claim, 6 Drawing Sheets

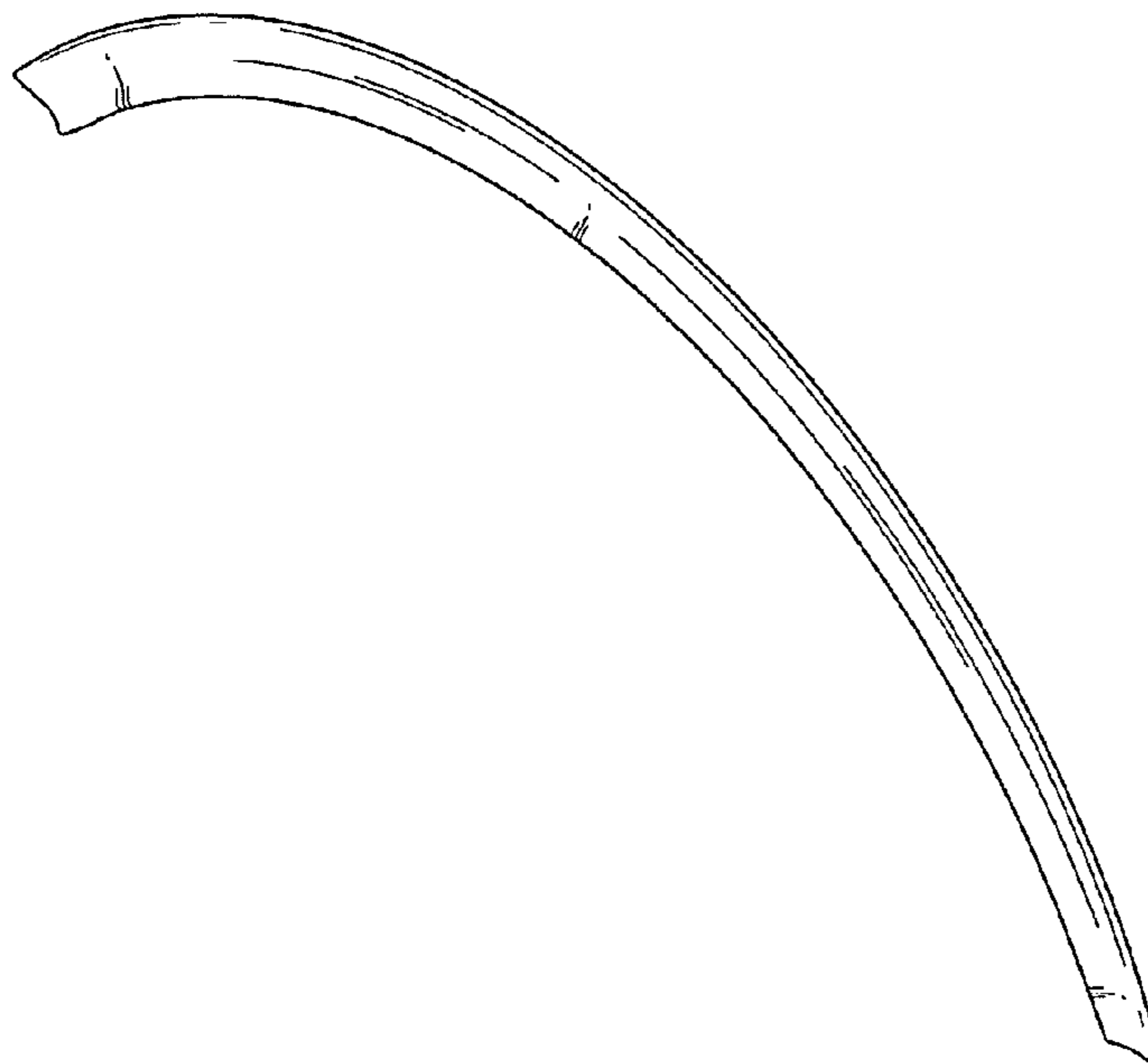


FIG. 1

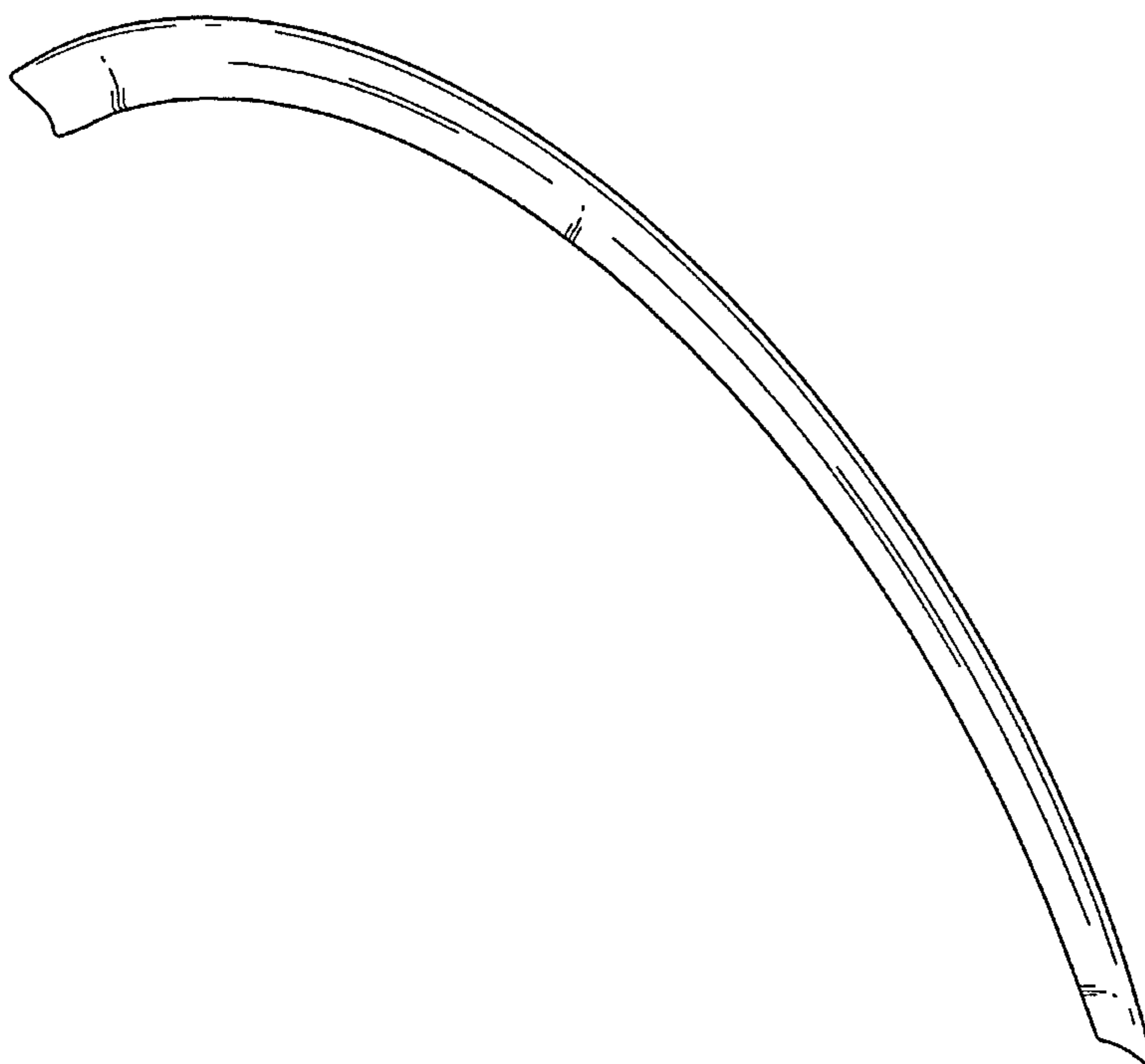


FIG. 2




FIG. 3

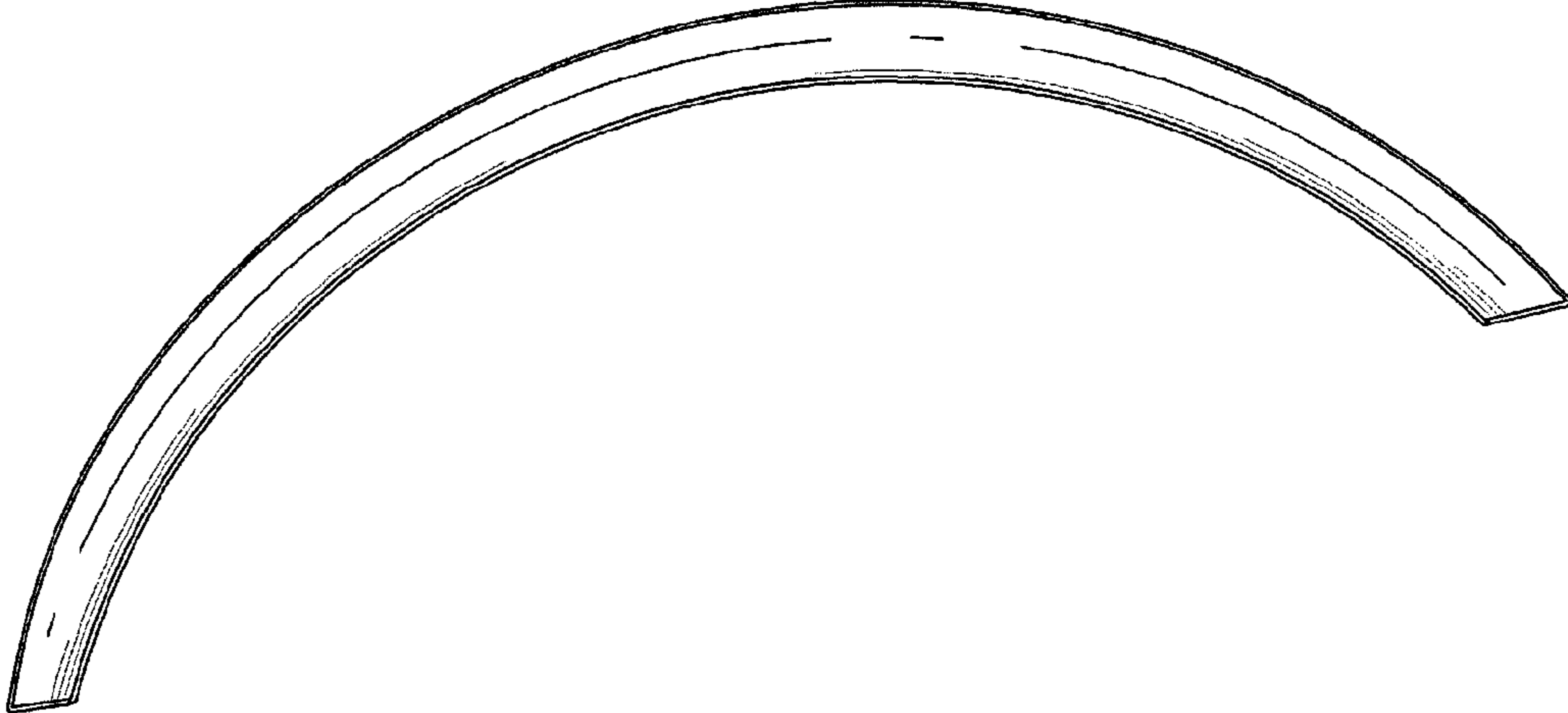


FIG. 4



FIG. 5



FIG. 6



FIG. 7

