



US00D684899S

(12) **United States Design Patent**
Baker

(10) **Patent No.:** **US D684,899 S**
(45) **Date of Patent:** **** Jun. 25, 2013**

- (54) **VEHICLE BODY**
- (75) Inventor: **Joseph C. Baker**, Los Angeles, CA (US)
- (73) Assignee: **GM Global Technology Operations LLC**, Detroit, MI (US)
- (**) Term: **14 Years**
- (21) Appl. No.: **29/413,221**
- (22) Filed: **Feb. 13, 2012**
- (51) **LOC (9) Cl.** **12-08**
- (52) **U.S. Cl.**
USPC **D12/92**
- (58) **Field of Classification Search**
USPC D12/86, 90-92; D21/424, 433, 434;
296/181.1, 181.5
See application file for complete search history.

D623,090 S 9/2010 Cox et al.
D644,567 S 9/2011 Kozub
D668,182 S * 10/2012 Barba Franco et al. D12/92

OTHER PUBLICATIONS

Design U.S. Appl. No. 29/392,615, filed May 24, 2011; First Named Inventor: Carlos M. Barba Franco; Title: Vehicle Body.
Design U.S. Appl. No. 29/407,580, filed Nov. 30, 2011; First Named Inventor: Robert J. Munson; Title: Vehicle Body.
Design U.S. Appl. No. 29/409,092, filed Dec. 20, 2011; First Named Inventor: Nicholas J. David; Title: Vehicle Body.

* cited by examiner

Primary Examiner — Melody Brown
(74) *Attorney, Agent, or Firm* — Reising Ethington P.C.;
Lionel D. Anderson


(57) **CLAIM**
The ornamental design for a vehicle body, as shown and described.

DESCRIPTION

FIG. 1 is a perspective view of a vehicle body;
FIG. 2 is a front view of the vehicle body;
FIG. 3 is a right side view of the vehicle body;
FIG. 4 is a left side view of the vehicle body;
FIG. 5 is another perspective view of the vehicle body; and,
FIG. 6 is a rear view of the vehicle body.
In the drawings, the portions shown in broken lines form no part of the claimed design.

1 Claim, 6 Drawing Sheets

- (56) **References Cited**
- U.S. PATENT DOCUMENTS
- D570,252 S * 6/2008 Peters et al. D12/92
- D592,105 S 5/2009 Dean et al.
- D597,447 S 8/2009 Folden
- D603,755 S * 11/2009 Peters D12/92
- D605,082 S 12/2009 Munson
- D609,608 S 2/2010 Boniface et al.
- D611,387 S 3/2010 Thompson et al.
- D611,879 S * 3/2010 Kim et al. D12/92
- D615,458 S 5/2010 Thompson et al.






Fig-1




Fig-2

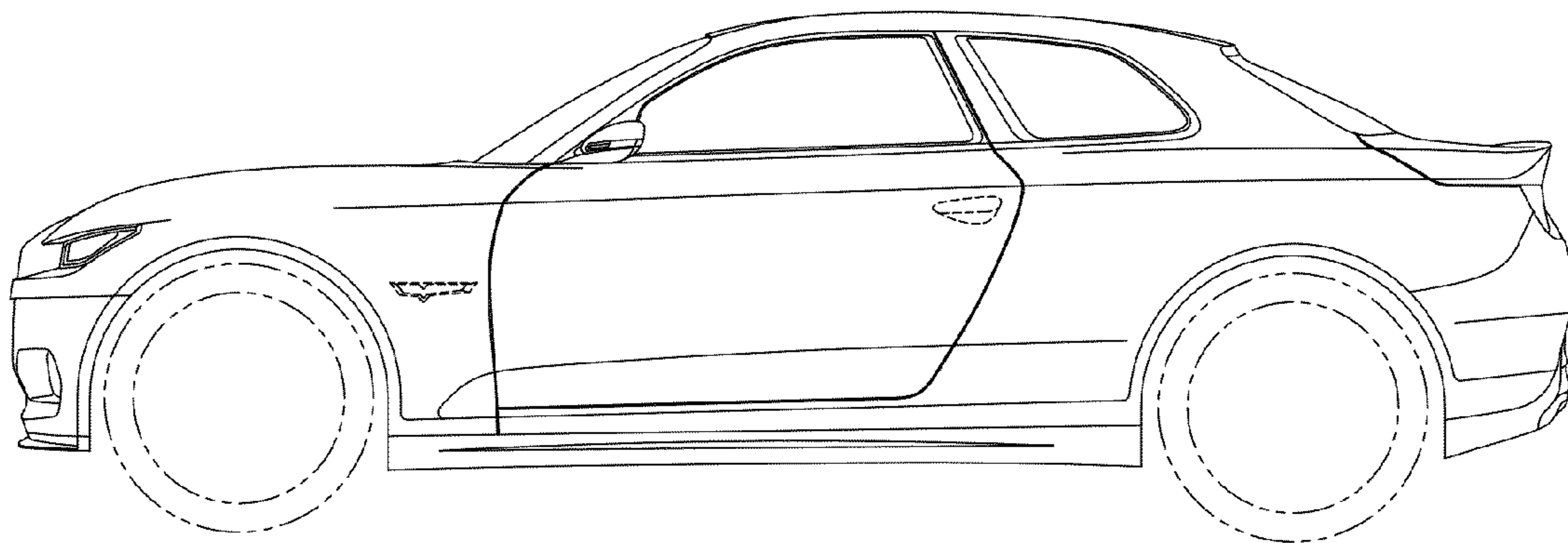


Fig-3

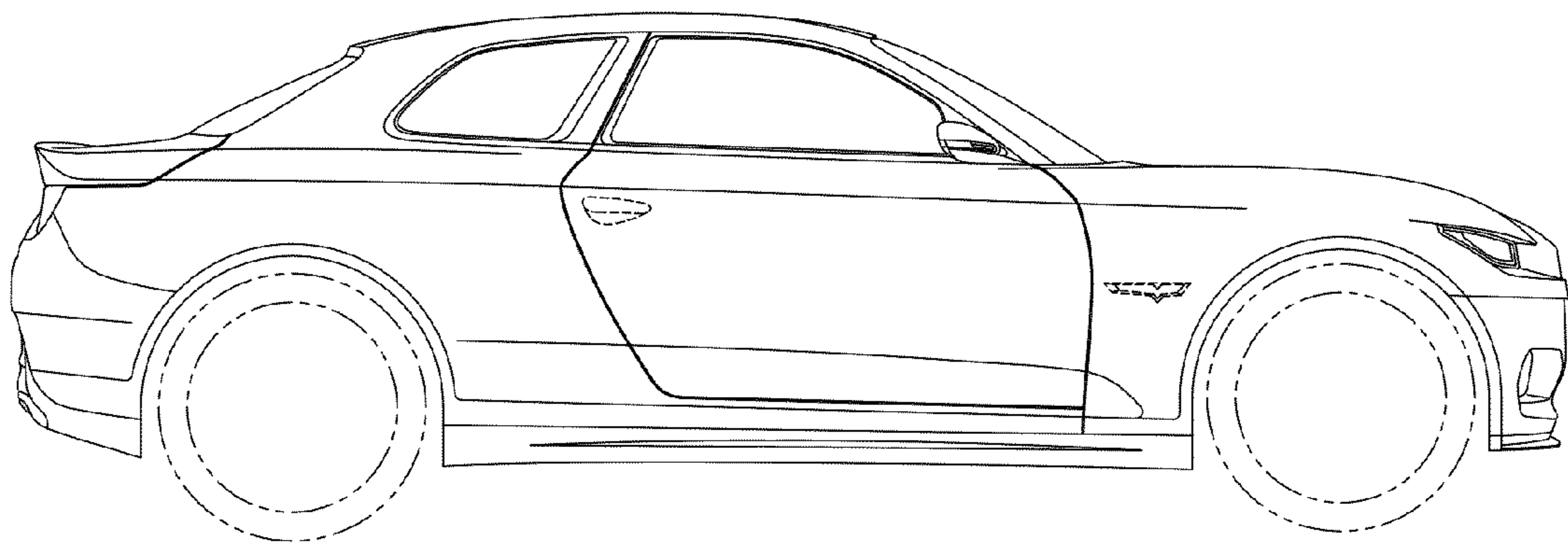


Fig-4




Fig-5

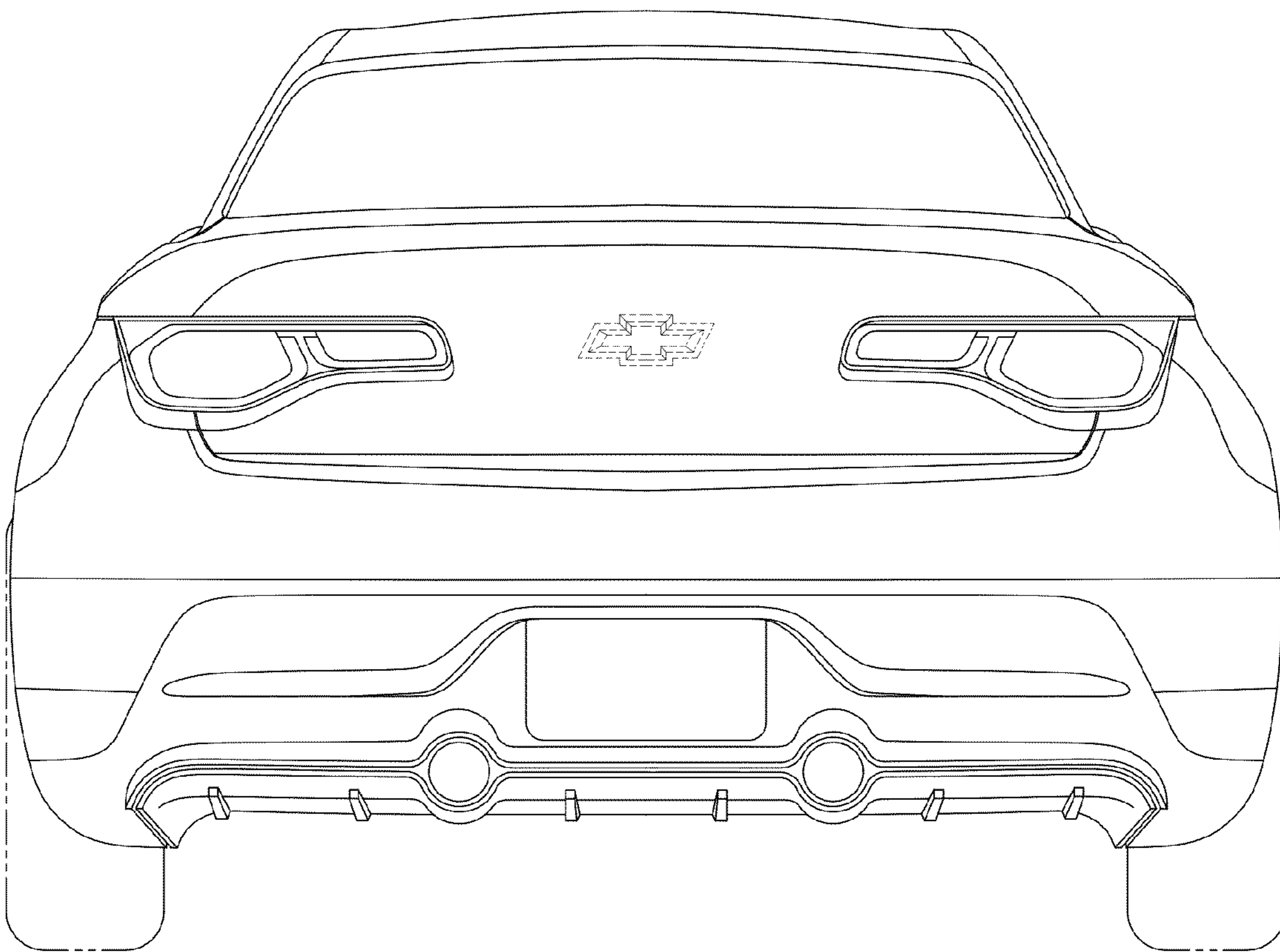


Fig-6