



US00D684896S

(12) **United States Design Patent**  
**Scheinhütte**

(10) **Patent No.:** **US D684,896 S**  
(45) **Date of Patent:** **\*\* Jun. 25, 2013**

(54) **MOTOR VEHICLE, TOY AND/OR REPLICA**

(75) Inventor: **Ingo Scheinhütte**, Eberdingen (DE)

(73) Assignee: **Dr. Ing. h.c. F. Porsche**  
**Aktiengesellschaft**, Stuttgart (DE)

(\*\*) Term: **14 Years**

(21) Appl. No.: **29/403,454**

(22) Filed: **Oct. 6, 2011**

(30) **Foreign Application Priority Data**

Apr. 6, 2011 (EM) ..... 1269369-0001

(51) **LOC (9) Cl.** ..... **12-08**

(52) **U.S. Cl.**  
USPC ..... **D12/92**

(58) **Field of Classification Search**  
USPC ..... D12/86, 90-92; D21/424, 433, 434;  
296/181.1, 181.5

See application file for complete search history.

(56) **References Cited**

**U.S. PATENT DOCUMENTS**

D320,368 S	10/1991	Dimson
D327,039 S	6/1992	Dimson
D411,139 S	6/1999	Lai
D417,414 S	12/1999	Mobius
D436,061 S	1/2001	Mobius
D438,145 S	2/2001	Hatter
D468,238 S	1/2003	Bhambra
D497,327 S	10/2004	Lai
D507,207 S	7/2005	Larson
D507,510 S	7/2005	Larson
D512,341 S	12/2005	Larson
D528,056 S	9/2006	Lai
D547,240 S	7/2007	Kulla
D547,698 S	7/2007	Kulla
D549,614 S	8/2007	Kulla
D560,557 S	1/2008	Kulla
D589,403 S	3/2009	Saracoglu

D590,301 S	4/2009	Saracoglu	
D605,560 S	12/2009	Kulla	
D606,456 S	12/2009	Saracoglu	
D606,902 S	12/2009	Saracoglu	
D606,903 S	12/2009	Saracoglu	
D607,779 S	1/2010	Kulla	
D607,780 S	1/2010	Larson	
D610,488 S	2/2010	Kulla	
D623,557 S	9/2010	Kulla	
D641,665 S	7/2011	Larson	
D651,134 S	* 12/2011	Kulla et al.	D12/92
D651,944 S	* 1/2012	Steinmetz	D12/92
D661,227 S	* 6/2012	Varga	D12/92
D661,228 S	* 6/2012	Armbruster	D12/92
D663,239 S	* 7/2012	Saracoglu	D12/92
D663,240 S	* 7/2012	Scheinhutte	D12/92
D669,001 S	* 10/2012	Varga	D12/92

\* cited by examiner

*Primary Examiner* — Melody Brown

(74) *Attorney, Agent, or Firm* — RatnerPrestia

(57) **CLAIM**

The ornamental design for a motor vehicle, toy and/or replica, as shown and described.

**DESCRIPTION**

FIG. 1 is a front perspective view of a motor vehicle, toy and/or replica;

FIG. 2 is a rear perspective view of the motor vehicle, toy and/or replica;

FIG. 3 is a front elevation view of the motor vehicle, toy and/or replica;


FIG. 4 is a rear elevation view of the motor vehicle, toy and/or replica;

FIG. 5 is an elevation view from the left side of the motor vehicle, toy and/or replica, the right side being substantially a mirror image thereof; and,

FIG. 6 is a top plan view of the motor vehicle.

The broken lines are for illustration purposes only and form no part of the claimed design.

**1 Claim, 6 Drawing Sheets**



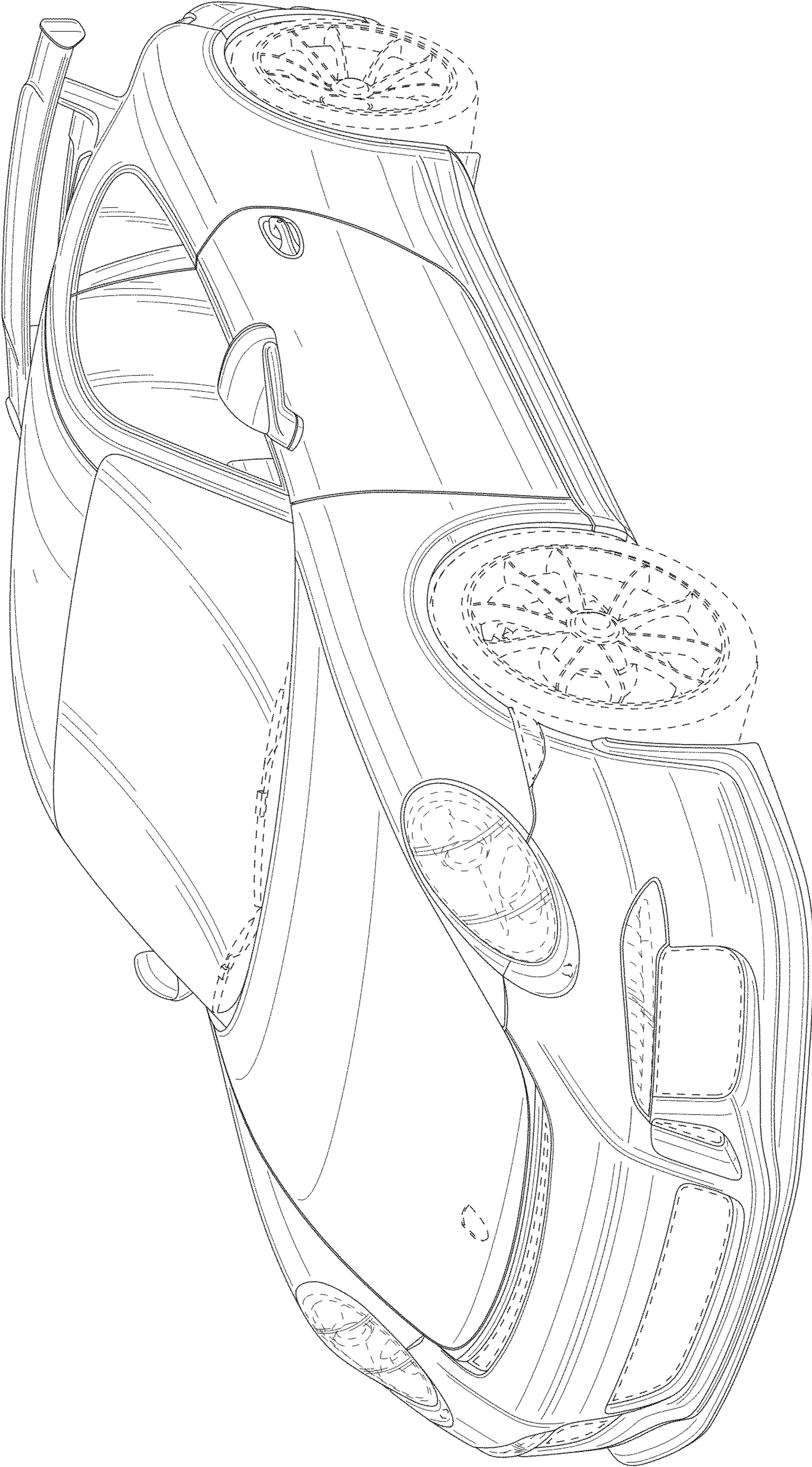


FIG. 1

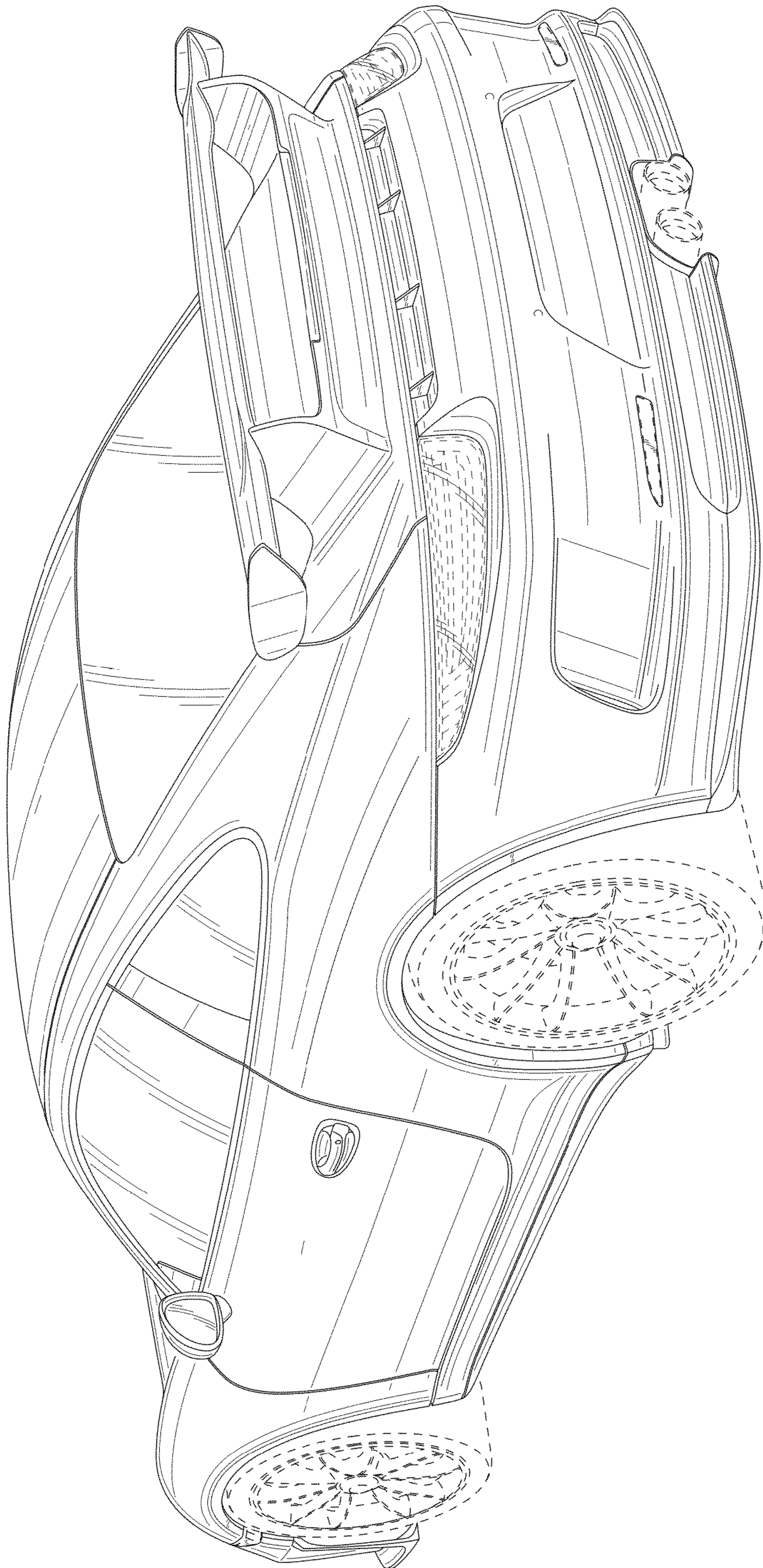


FIG. 2




FIG. 3

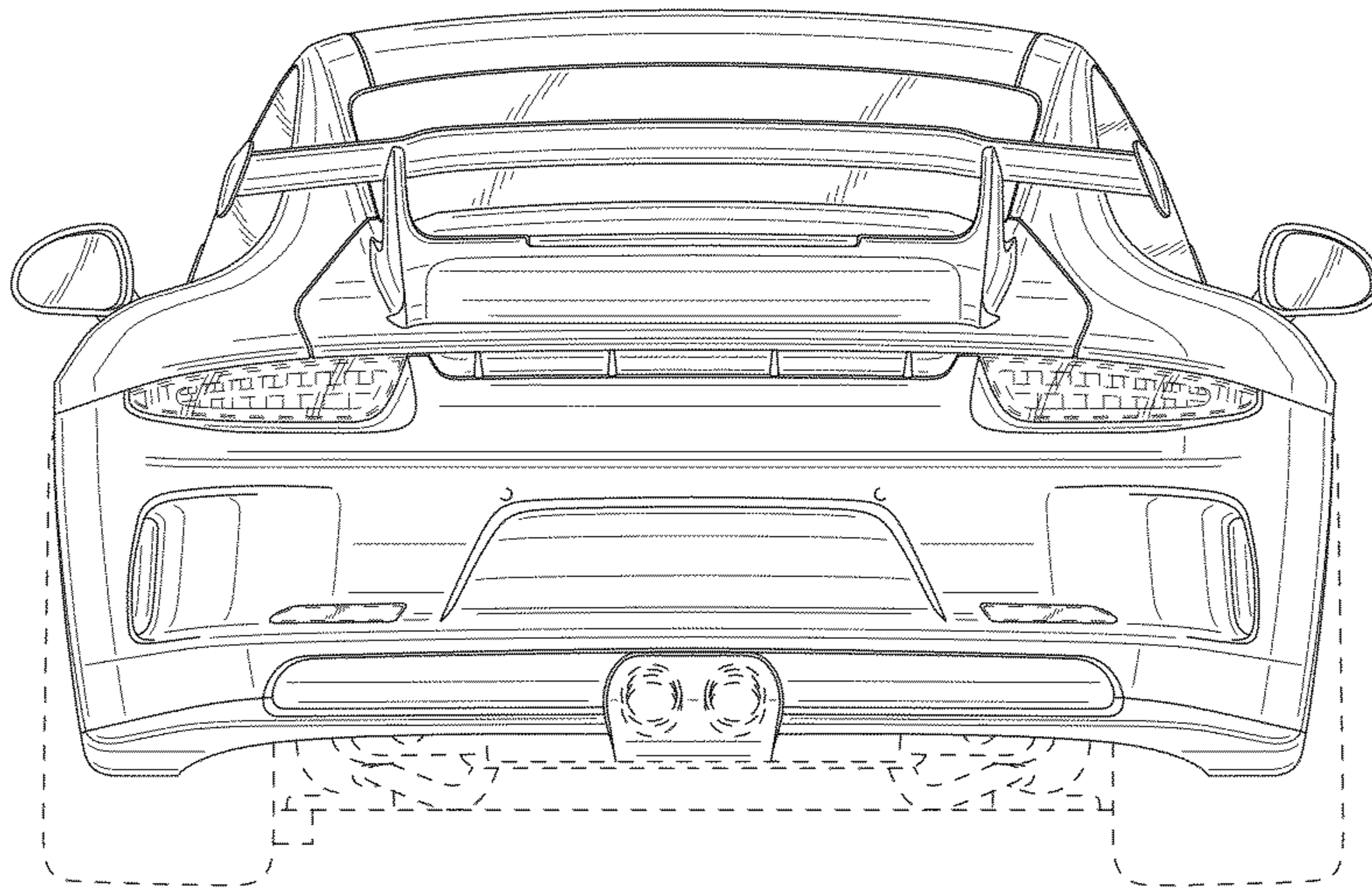


FIG. 4

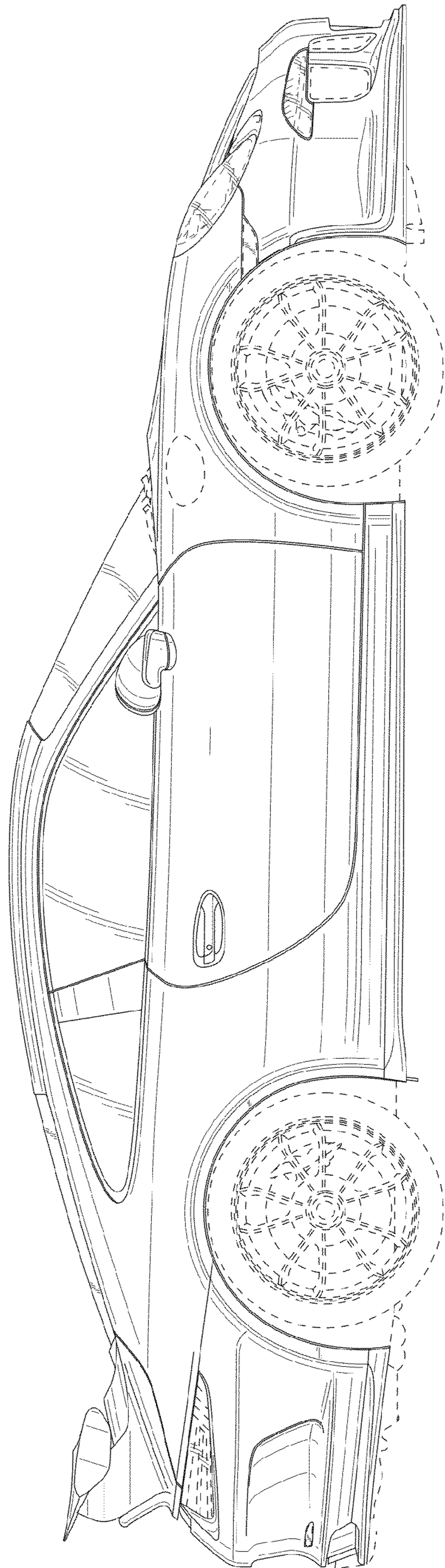


FIG. 5

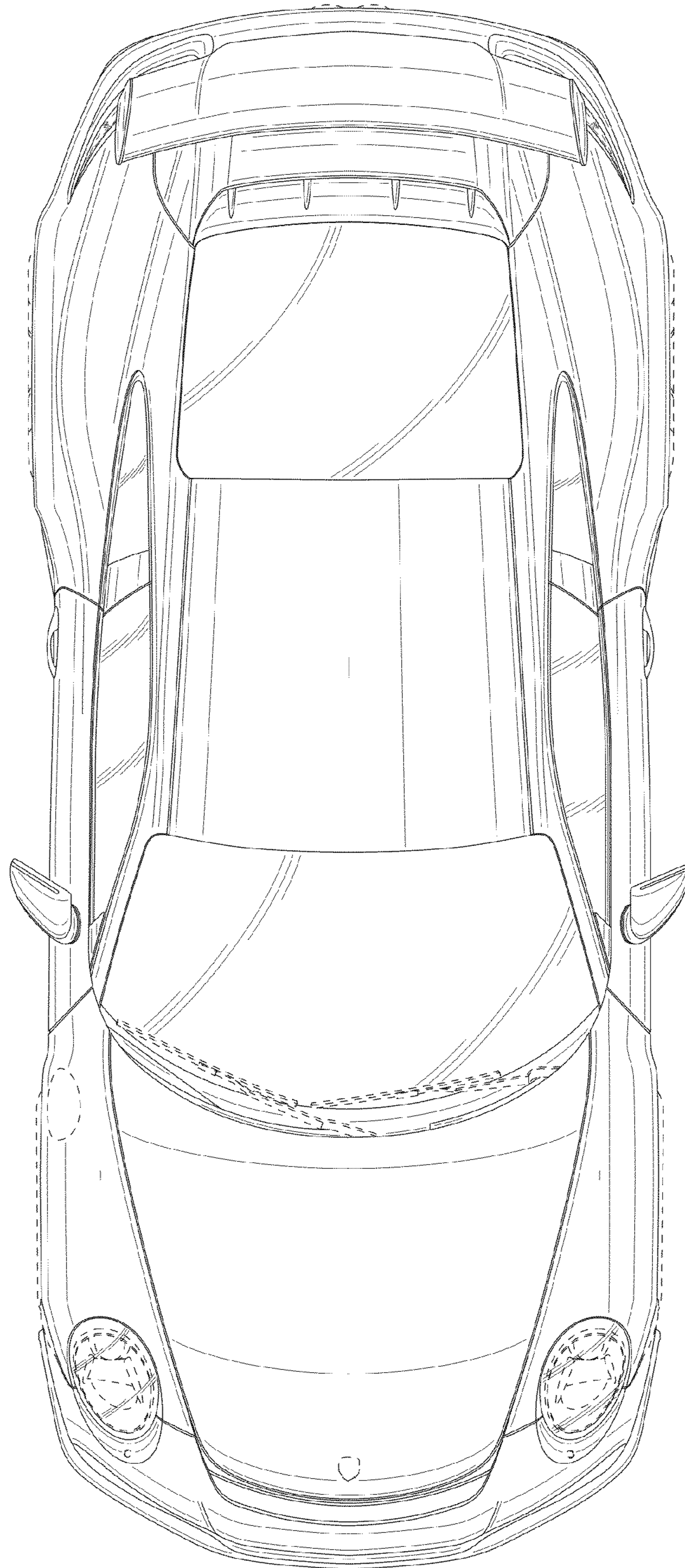


FIG. 6