



US00D684881S

(12) **United States Design Patent**
Willard

(10) **Patent No.:** **US D684,881 S**

(45) **Date of Patent:** **** Jun. 25, 2013**

(54) **PENDANT**

(75) Inventor: **Amy M. Willard**, Washington, MO (US)

(73) Assignee: **Pebble Buddies, LLC**, Washington, MO (US)

(**) Term: **14 Years**

(21) Appl. No.: **29/427,373**

(22) Filed: **Jul. 17, 2012**

(51) **LOC (9) Cl.** **11-01**

(52) **U.S. Cl.**
USPC **D11/83**

(58) **Field of Classification Search**
USPC D11/79–86, 160, 31, 32, 48, 49,
D11/53, 157, 158; D21/627, 630, 658, 659,
D21/660, 661, 621, 623, 576, 453
See application file for complete search history.

(56) **References Cited**

U.S. PATENT DOCUMENTS

D201,691 S *	7/1965	Epstein	D21/405
D232,061 S *	7/1974	Christiansen	D11/224
3,839,821 A *	10/1974	Forsman	446/28
D249,253 S *	9/1978	Watkins	D11/128
D279,808 S *	7/1985	Pharo	D21/623
D352,012 S *	11/1994	Ondracek	D11/101
D429,449 S *	8/2000	Aronson	D7/628
D464,584 S *	10/2002	Tsukayama	D11/81
D617,678 S *	6/2010	Skurka	D11/160
D654,829 S *	2/2012	Skurka	D11/160

D656,565 S *	3/2012	Jones	D21/659
D657,000 S *	4/2012	Nelson et al.	D21/453
D676,776 S *	2/2013	Williams	D11/26

* cited by examiner

Primary Examiner — Jennifer Rivard

Assistant Examiner — Melanie Pellegrini

(74) *Attorney, Agent, or Firm* — Lewis, Rice & Fingersh, L.C.

(57) **CLAIM**

The ornamental design for a pendant, as shown and described.

DESCRIPTION

FIG. 1 provides a front perspective view of a first embodiment of a pendant.

FIG. 2 provides a front view of a first embodiment of a pendant

FIG. 3 provides a rear view of a first embodiment of a pendant.

FIG. 4 provides a left side view of a first embodiment of a pendant.

FIG. 5 provides a right side view of a first embodiment of a pendant.

FIG. 6 provides a top view of a first embodiment of a pendant.

FIG. 7 provides a bottom view of a first embodiment of a pendant; and,

FIG. 8 provides a front perspective view of a second embodiment of a pendant.

The broken lines shown in the drawings represent environment and form no part of the claimed design.

1 Claim, 5 Drawing Sheets





Fig. 1



Fig. 2



Fig. 3

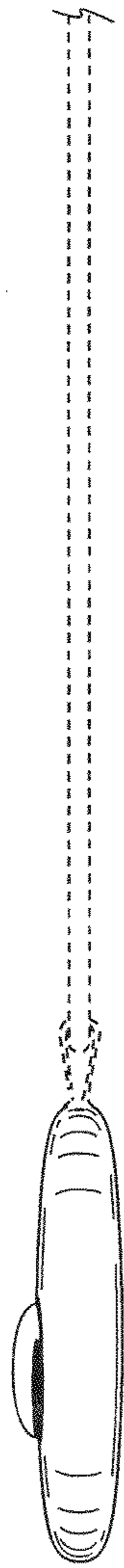


Fig. 4

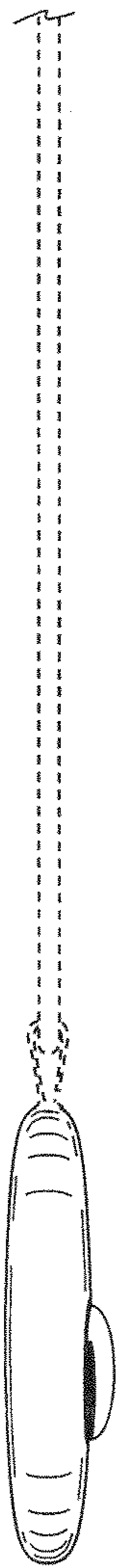


Fig. 5

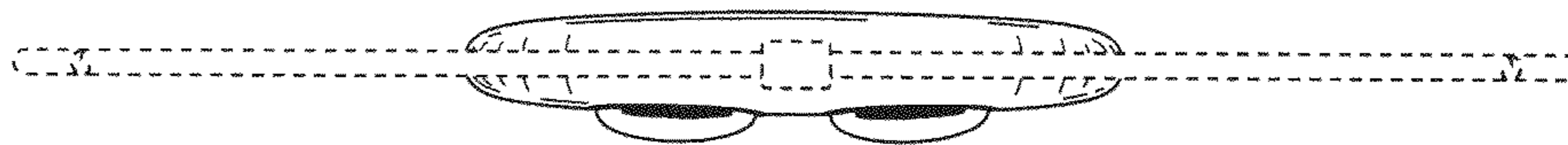


Fig. 6




Fig. 7



Fig. 8