



US00D684879S

(12) **United States Design Patent**  
**Hwang**

(10) **Patent No.:** **US D684,879 S**  
(45) **Date of Patent:** **\*\* Jun. 25, 2013**

(54) **WRISTBAND**

(71) Applicant: **Red Fox Trading, Inc.**, Los Angeles, CA (US)

(72) Inventor: **Khan Hwang**, Los Angeles, CA (US)

(\*\*) Term: **14 Years**

(21) Appl. No.: **29/436,287**

(22) Filed: **Nov. 2, 2012**

(51) **LOC (9) Cl.** ..... **11-01**

(52) **U.S. Cl.**  
USPC ..... **D11/3**

(58) **Field of Classification Search**  
USPC ..... D11/1-26; 63/15, 15.1-15.4, 15.45,  
63/15.5-15.7, 3, 3.1, 3.2, 4, 5.1  
See application file for complete search history.

(56) **References Cited**

**U.S. PATENT DOCUMENTS**

D58,409 S \* 7/1921 Sturm ..... D11/5  
D317,730 S \* 6/1991 Mo ..... 224/183  
D608,236 S \* 1/2010 Akdemir ..... D11/26

D630,121 S \* 1/2011 Roysky ..... D11/3  
D645,774 S \* 9/2011 Chowdhary ..... D11/3  
D652,337 S \* 1/2012 Molik ..... D11/3  
D671,858 S \* 12/2012 Cobbett et al. .... D11/3  
D674,808 S \* 1/2013 Axelrod ..... D11/3  
2009/0160651 A1\* 6/2009 Klein ..... 40/633

\* cited by examiner

*Primary Examiner* — Jennifer Rivard

*Assistant Examiner* — Melanie Pellegrini

(74) *Attorney, Agent, or Firm* — DLC Patents, PLLC; Dustin L. Call


(57) **CLAIM**

The ornamental design for a wristband, as shown and described.

**DESCRIPTION**

FIG. 1 is a front perspective view of a wristband showing my new design;  
FIG. 2 is a rear perspective view thereof; and,  
FIG. 3 is a top plan view, the bottom plan view being a mirror image thereof.

**1 Claim, 3 Drawing Sheets**



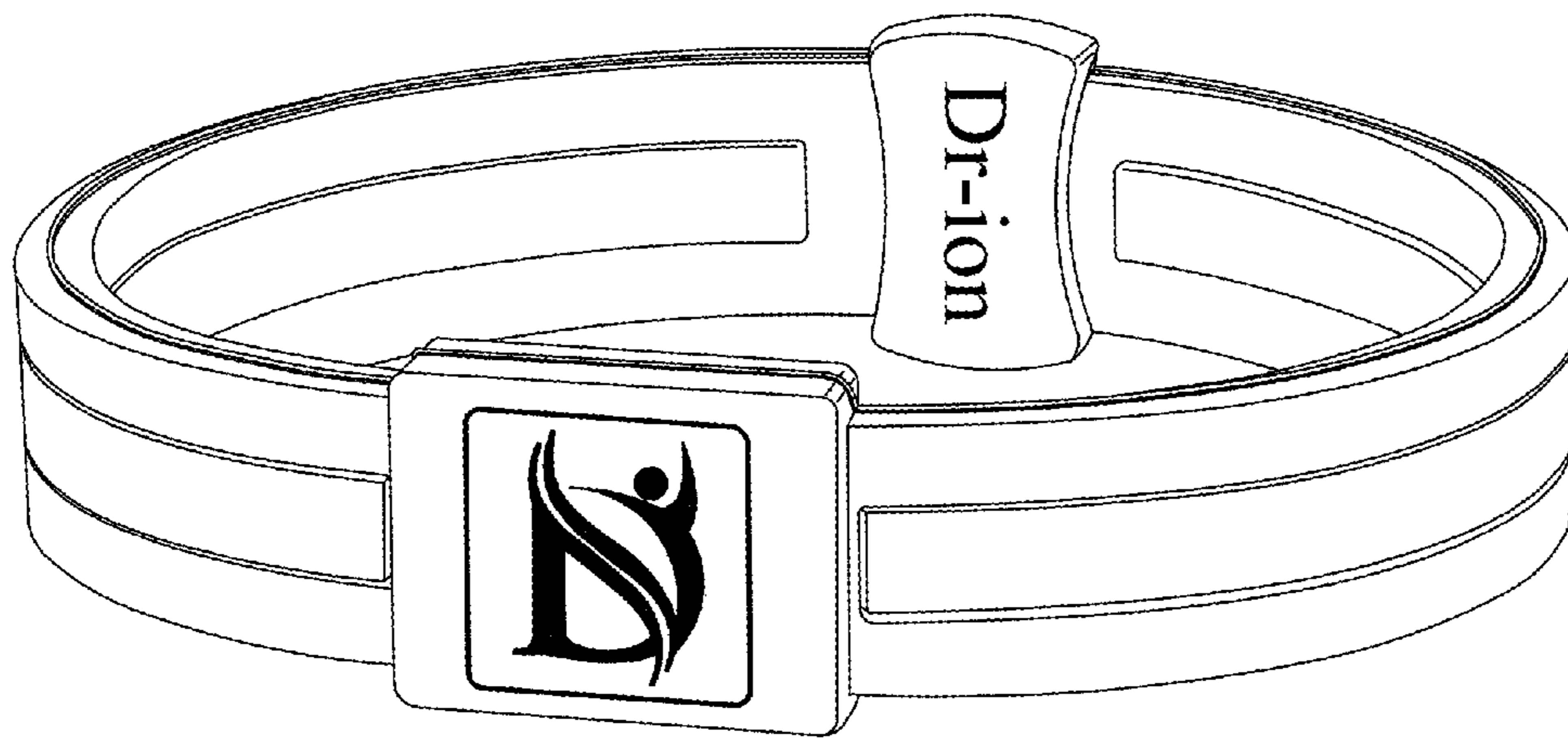


FIG. 1




FIG. 2

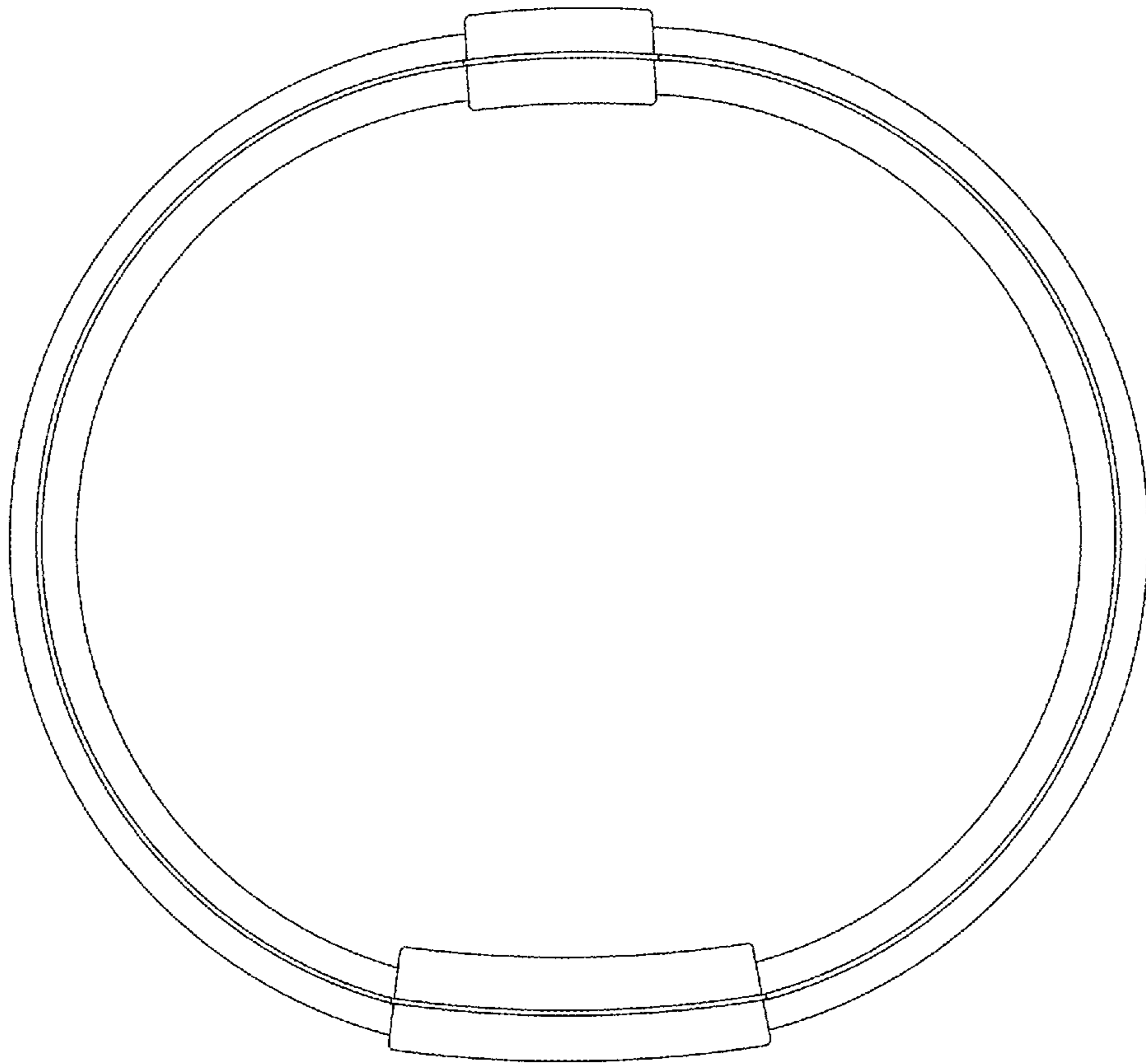


FIG. 3