



US00D684855S

(12) **United States Design Patent**
BeVier et al.

(10) **Patent No.:** **US D684,855 S**
(45) **Date of Patent:** **** Jun. 25, 2013**

- (54) **TRAY**
- (75) Inventors: **Corey Jacob BeVier**, Sun Prairie, WI (US); **Bonita M. Hinze**, Sun Prairie, WI (US); **MeeWha Lee**, Waunakee, WI (US); **Jo-Ann Clark**, Boat of Garten (GB)
- (73) Assignee: **Kraft Foods Group Brands LLC**, Northfield, IL (US)
- (**) Term: **14 Years**
- (21) Appl. No.: **29/397,075**
- (22) Filed: **Jul. 11, 2011**
- (51) **LOC (9) Cl.** **09-03**
- (52) **U.S. Cl.**
USPC **D9/429; D9/432**
- (58) **Field of Classification Search**
USPC D9/414, 416, 418, 420-429, 430-433, D9/455-456; D3/272, 273, 302; 206/267, 206/269, 270, 273, 299, 737, 740, 822; 229/100, 229/101, 101.3, 106, 108-122; D7/566, 584-587

See application file for complete search history.

D469,319	S	1/2003	Pettaweebuncha	
D469,665	S	2/2003	Pettaweebuncha	
6,554,154	B1	4/2003	Chauhan et al.	
D475,620	S	6/2003	Chen et al.	
D485,174	S *	1/2004	Amar et al.	D9/418
6,910,599	B2	6/2005	Tucker et al.	
D536,608	S *	2/2007	Arkins	D9/414
D539,134	S *	3/2007	Wallach	D9/416
7,261,219	B2	8/2007	Tucker et al.	
D569,722	S	5/2008	Stamper et al.	
D584,108	S	1/2009	Olsson	
7,546,932	B2	6/2009	Smith et al.	
D606,811	S *	12/2009	Furlong	D7/602
D608,153	S *	1/2010	Furlong	D7/602
D608,154	S *	1/2010	Furlong	D7/602
D613,125	S *	4/2010	Sierra et al.	D7/584
D613,556	S *	4/2010	Sierra et al.	D7/584
D615,356	S *	5/2010	Hillebrenner	D7/509
D616,251	S *	5/2010	Heiberg et al.	D7/566
D632,527	S	2/2011	Olivari et al.	
D632,528	S	2/2011	Olivari et al.	
D636,230	S *	4/2011	Koennecke	D7/586
D641,211	S *	7/2011	Olivari et al.	D7/587

(Continued)

Primary Examiner — Susan Bennett Hattan

Assistant Examiner — Vy Koenig

(74) *Attorney, Agent, or Firm* — Fitch, Even, Tabin & Flannery LLP

(56) **References Cited**

U.S. PATENT DOCUMENTS

2,859,557	A	11/1958	Lattuca
2,905,350	A	9/1959	Edwards
D213,428	S	3/1969	Batdorf
3,519,165	A	7/1970	Hawley
4,052,037	A	10/1977	Mair et al.
D253,331	S	11/1979	Olschewski
D282,824	S	3/1986	Franek et al.
5,224,623	A	7/1993	LaFleur
D353,518	S	12/1994	Cautereels et al.
5,381,901	A	1/1995	Hundley
D366,211	S	1/1996	Buff et al.
D391,762	S	3/1998	Ahern, Jr.

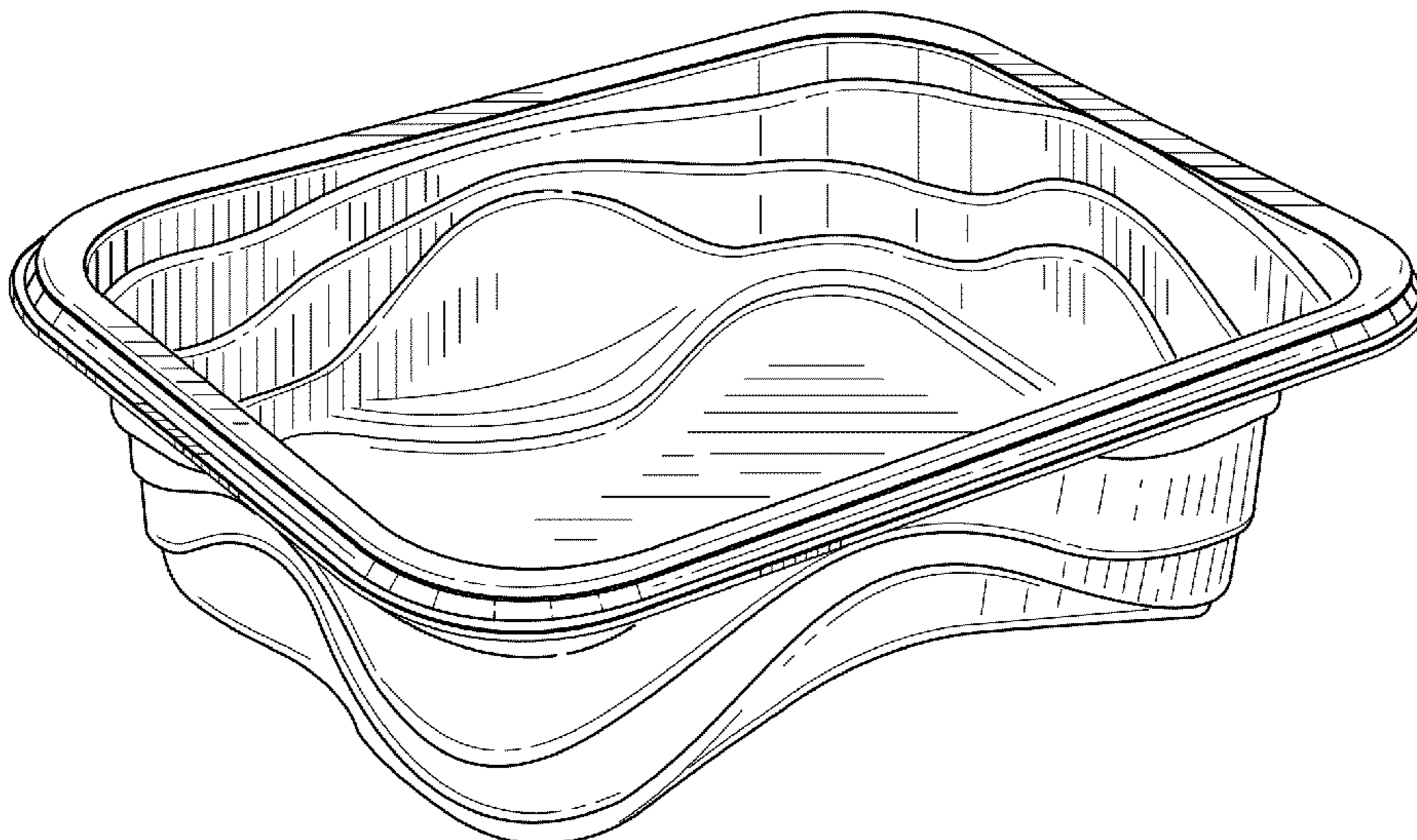
(57) **CLAIM**

The ornamental design for a tray, as shown and described.

DESCRIPTION

FIG. 1 is a perspective view of a tray of our new design; FIG. 2 is a front elevation view thereof, the rear elevation view being identical; FIG. 3 is a top plan view thereof; FIG. 4 is a right side elevation view thereof, the left side elevation view being identical; and, FIG. 5 is a bottom plan view thereof.

1 Claim, 3 Drawing Sheets



US D684,855 S

Page 2

U.S. PATENT DOCUMENTS

D641,212 S *	7/2011	Olivari et al.	D7/587	D656,010 S *	3/2012	Ortiz et al.	D9/429
D641,590 S *	7/2011	Koennecke	D7/586	D678,050 S *	3/2013	Birchmeier et al.	D9/424
D646,968 S *	10/2011	Ortiz et al.	D9/429	2008/0202969 A1	8/2008	Tauer	
D649,396 S *	11/2011	Wilkens et al.	D7/396.2	2010/0065461 A1	3/2010	Chhay	

* cited by examiner

FIG. 1

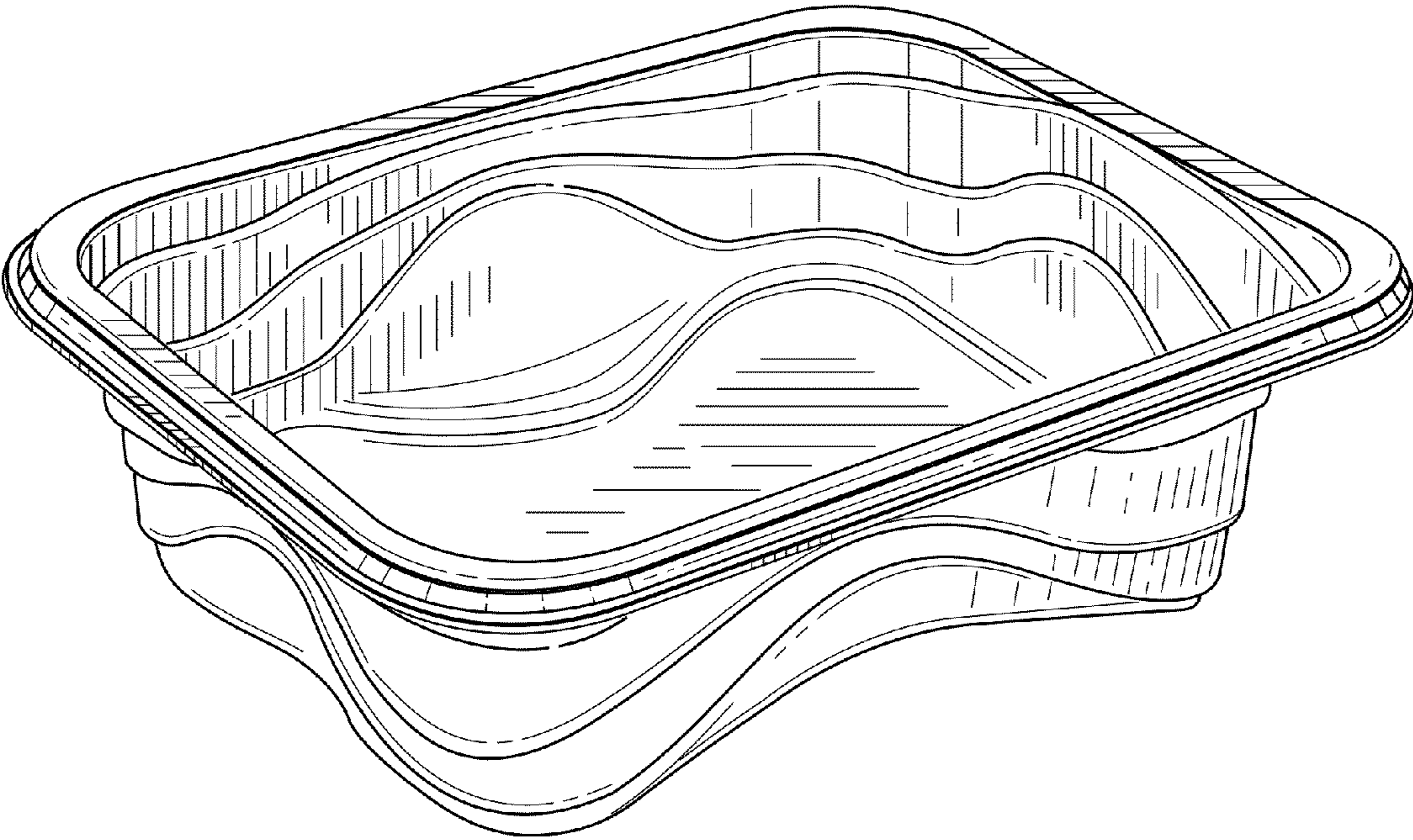


FIG. 2

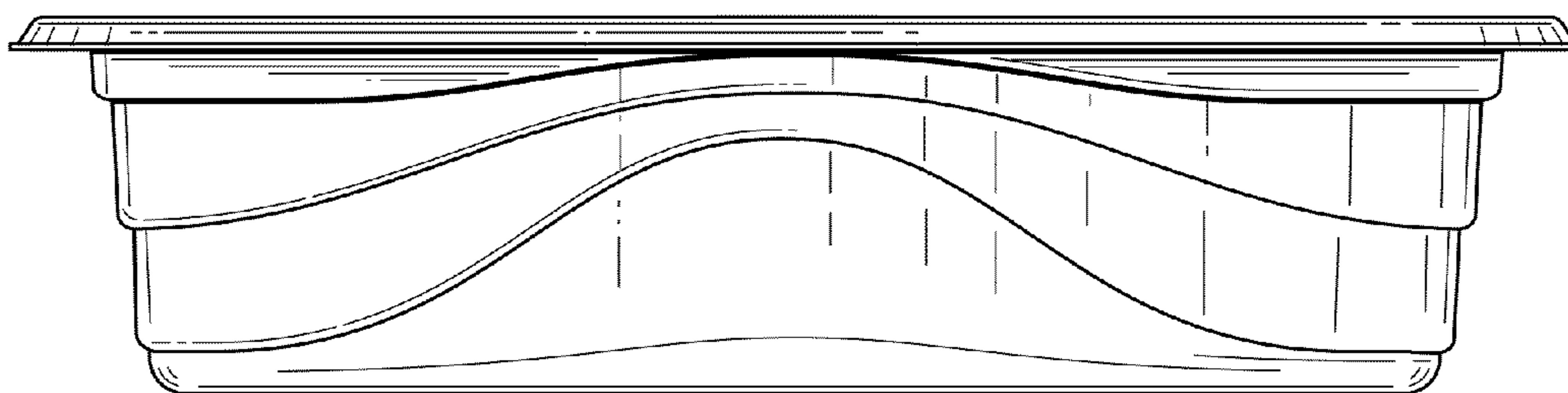


FIG. 3

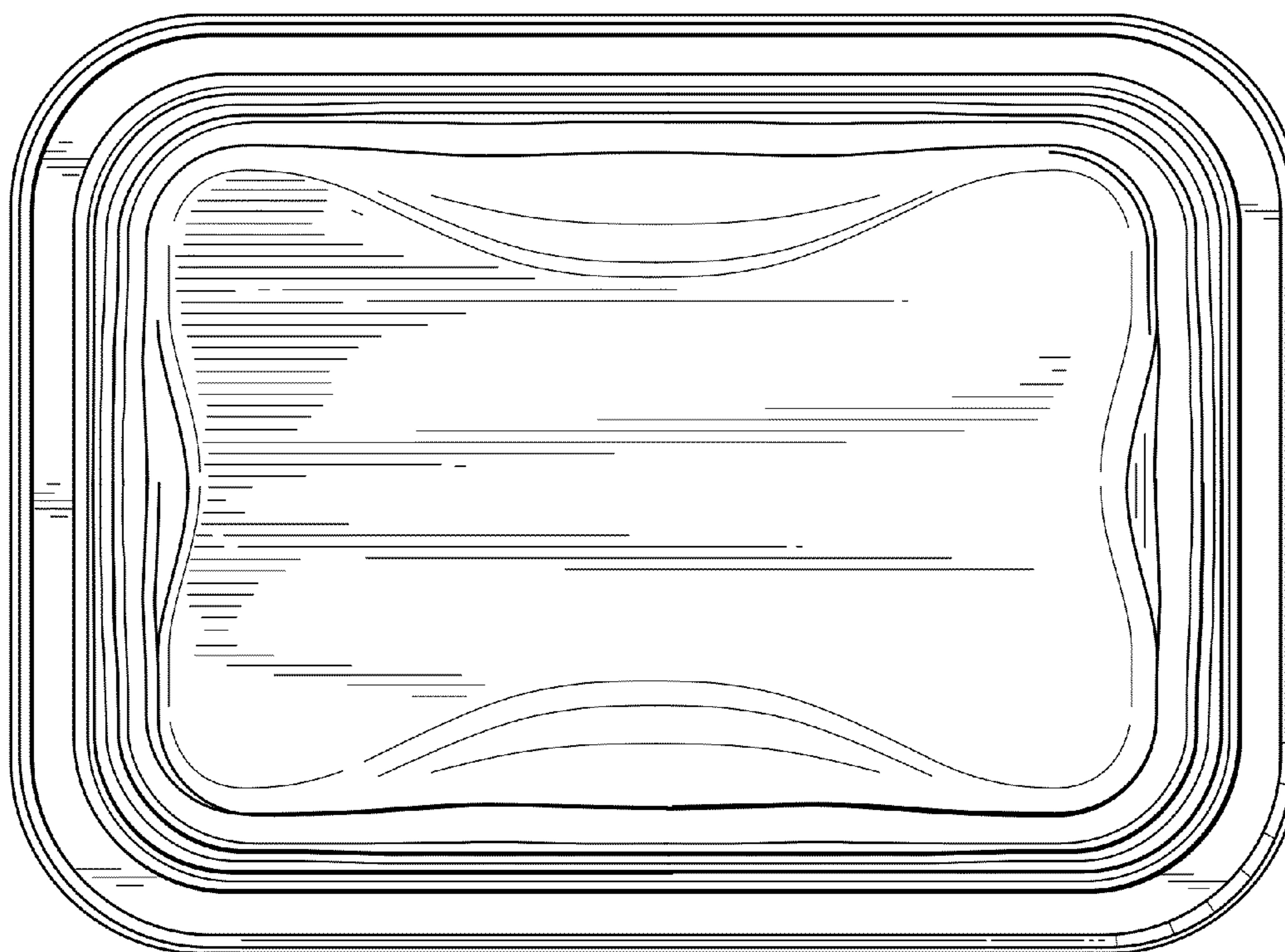


FIG. 4

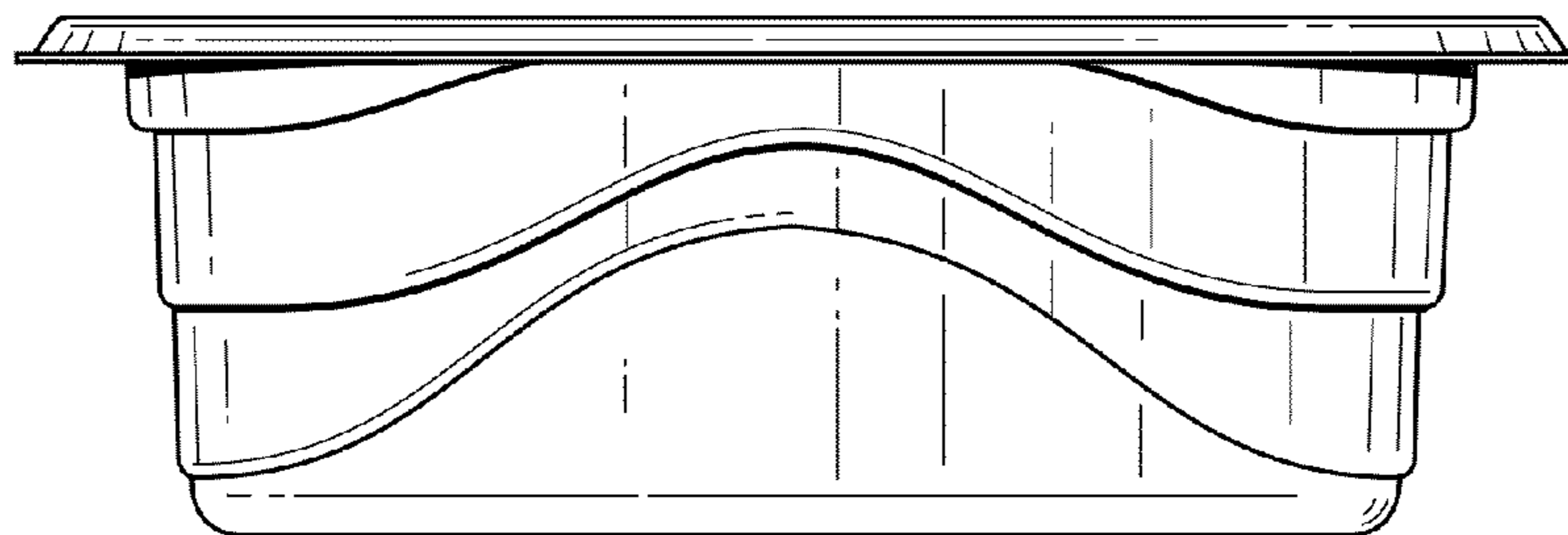


FIG. 5

