



US00D684813S

(12) **United States Design Patent**  
**Eyal**

(10) **Patent No.:** **US D684,813 S**

(45) **Date of Patent:** **\*\* Jun. 25, 2013**

(54) **LID FOR A BEVERAGE CONTAINER**

(76) Inventor: **Sharon Eyal**, Calabasas, CA (US)

(\*\*) Term: **14 Years**

(21) Appl. No.: **29/416,778**

(22) Filed: **Mar. 27, 2012**

(51) **LOC (9) Cl.** ..... **07-02**

(52) **U.S. Cl.**  
USPC ..... **D7/392**; D9/443

(58) **Field of Classification Search**  
USPC ..... D7/300, 300.1, 391, 392, 392.1,  
D7/396.2, 509-511, 523, 608, 900; D9/443,  
D9/446, 447, 449, 450, 453, 454, 505; 215/11.6,  
215/44, 224, 229, 306, 311; 220/3.75, 23.83,  
220/212.5, 292, 714, 705; 222/83, 420, 450,  
222/530, 543

See application file for complete search history.

(56) **References Cited**

U.S. PATENT DOCUMENTS

D63,551 S *	12/1923	Beavers	.....	D9/443
D157,363 S *	2/1950	Frankel	.....	D7/391
2,913,140 A *	11/1959	Vuilleminot	.....	220/210
D217,438 S *	5/1970	Balbach et al.	.....	D9/504
D254,241 S *	2/1980	Morin	.....	D7/612
D273,553 S *	4/1984	Bovet	.....	D7/665
D276,684 S *	12/1984	Sublett	.....	D7/612
D300,895 S *	5/1989	Watson et al.	.....	D7/392.1
D332,379 S *	1/1993	Murphy	.....	D7/391
D333,065 S *	2/1993	Murphy	.....	D7/391
D336,817 S *	6/1993	Wilcox, Jr.	.....	D7/392
D479,951 S *	9/2003	Segura	.....	D7/608
7,083,063 B2 *	8/2006	Lien	.....	220/291

D543,411 S *	5/2007	Rittberg	.....	D7/354
D581,211 S *	11/2008	Lapsker	.....	D7/396.2
D583,200 S *	12/2008	Moran	.....	D7/709
D587,572 S *	3/2009	Sanders	.....	D9/443
D612,240 S *	3/2010	Cresswell et al.	.....	D9/504
D621,207 S *	8/2010	Bodum	.....	D7/392.1
D643,694 S *	8/2011	Lu	.....	D7/629
D651,853 S *	1/2012	Eyal	.....	D7/510
D662,776 S *	7/2012	Eyal	.....	D7/510

\* cited by examiner

*Primary Examiner* — Susan E Krakower

(74) *Attorney, Agent, or Firm* — Richard S. Erbe

(57) **CLAIM**

The ornamental design for a lid for a beverage container, as shown and described.

**DESCRIPTION**

FIG. 1 is a perspective view of a lid for a beverage container showing my new design;

FIG. 2 is a front elevational view of the lid for a beverage container of FIG. 1, the rear elevational view being a minor image thereof;

FIG. 3 is a left side elevational view of the lid for a beverage container of FIG. 1, the right side elevational view being a mirror image thereof;

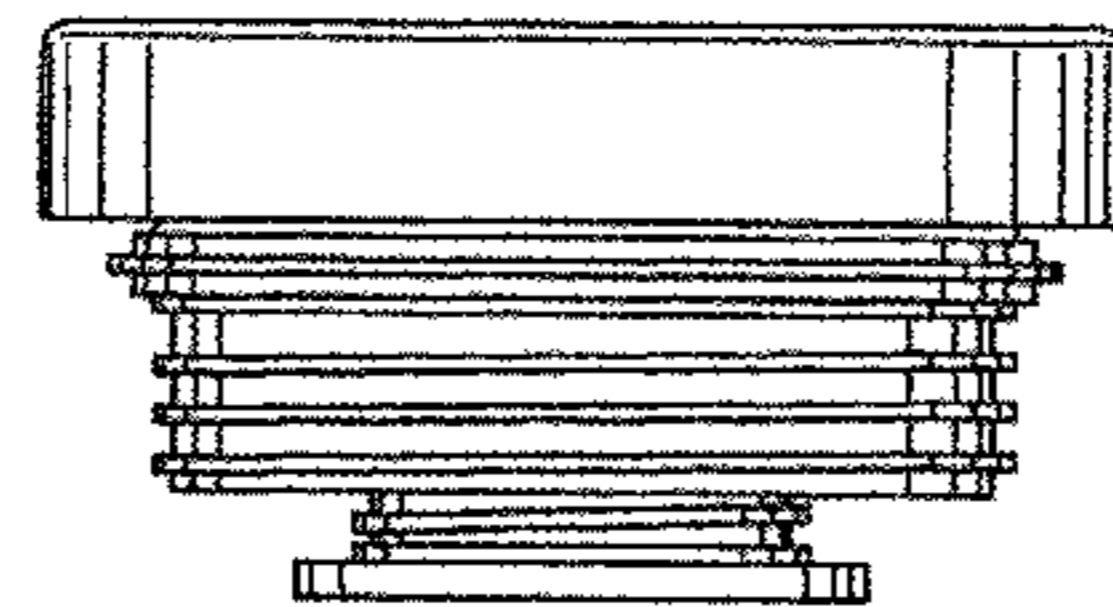
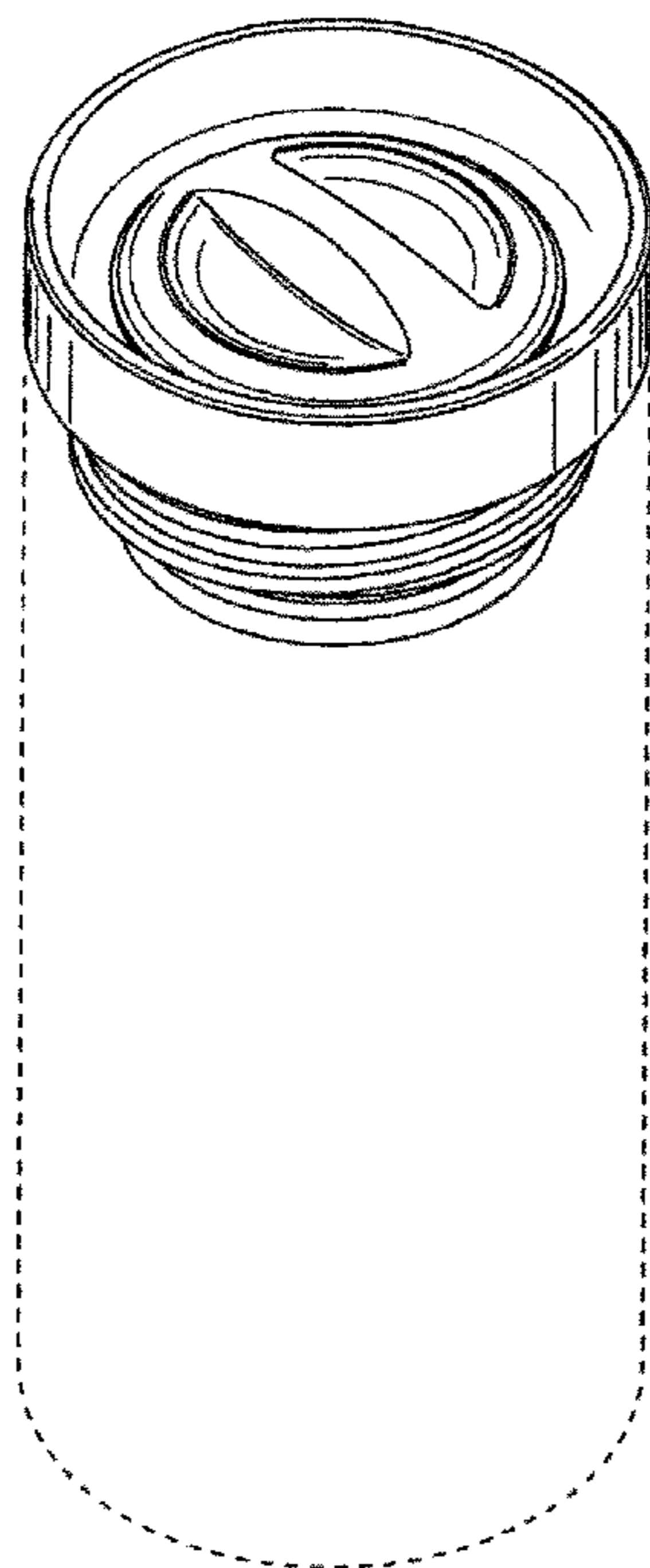
FIG. 4 is a top plan view of the lid for a beverage container of FIG. 1;

FIG. 5 is bottom plan view of the lid for a beverage container of FIG. 1; and,

FIG. 6 is another perspective view of the lid for a beverage container of FIG. 1.

The broken lines illustrate environmental structure and form no part of the claimed design.

**1 Claim, 1 Drawing Sheet**



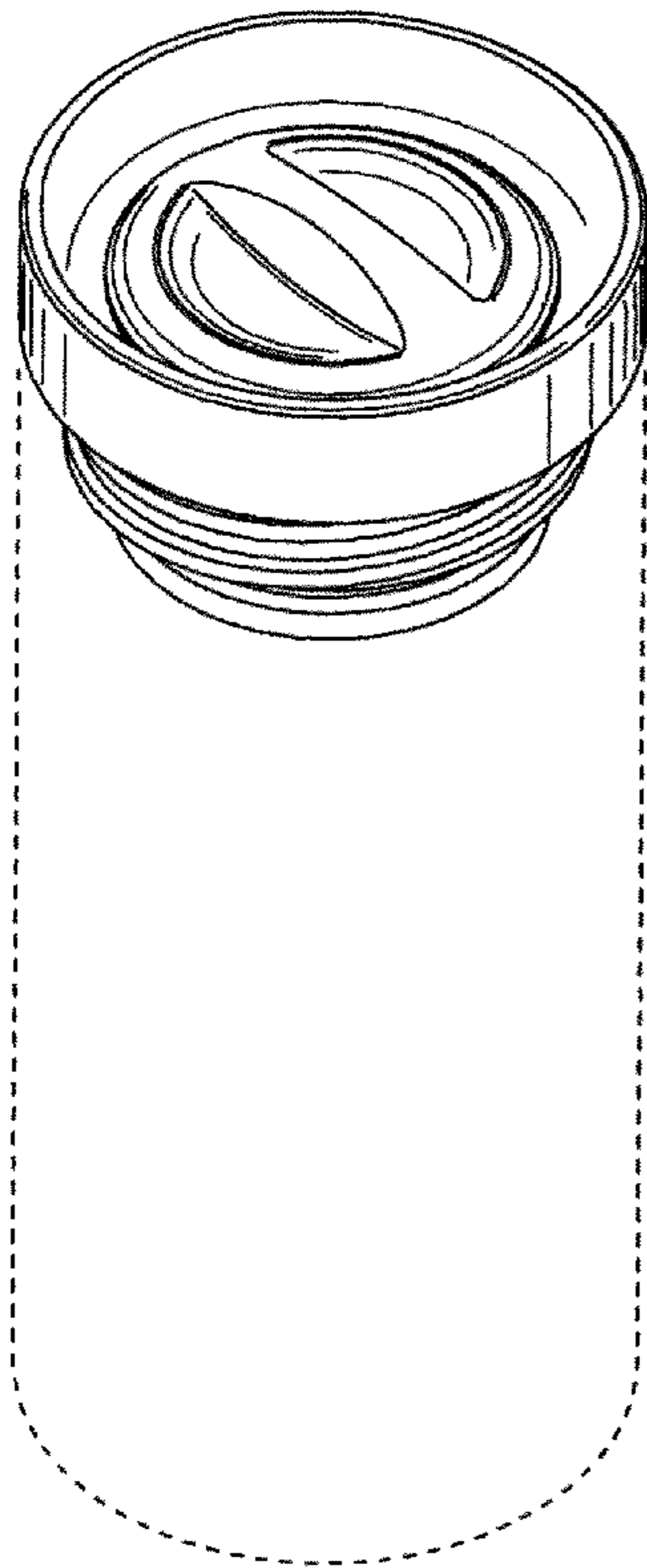


FIG. 1

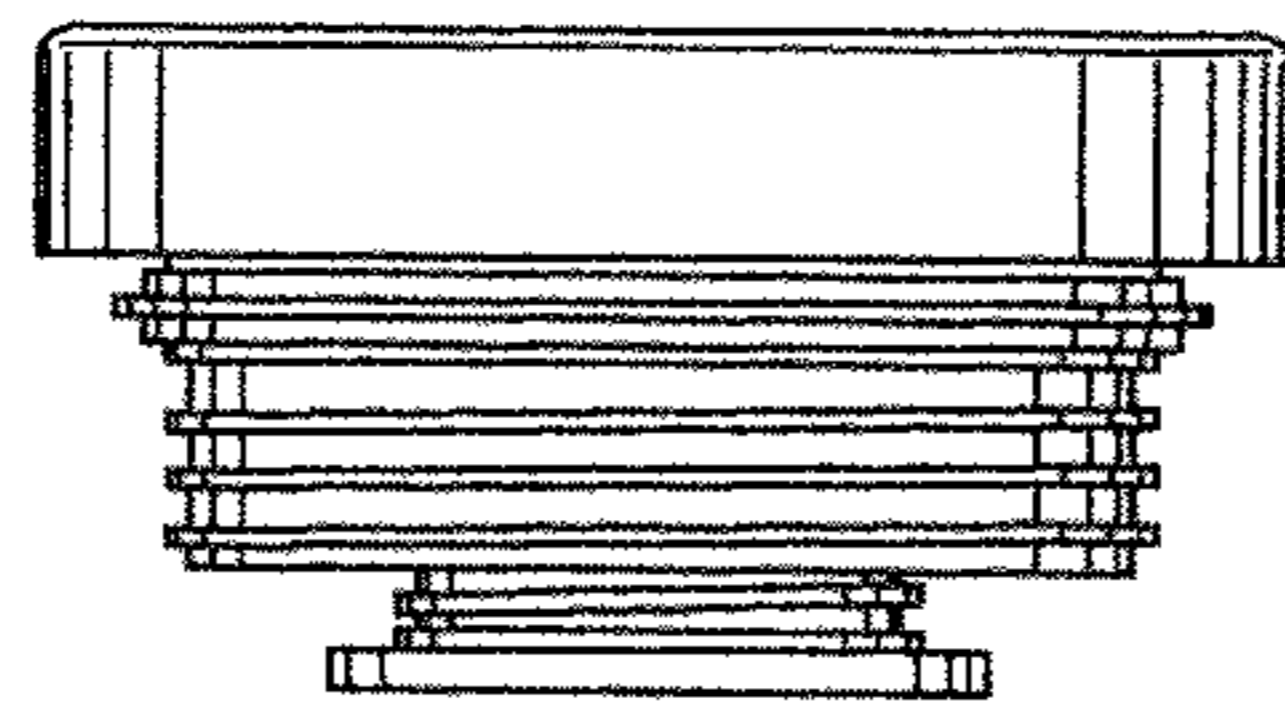


FIG. 2

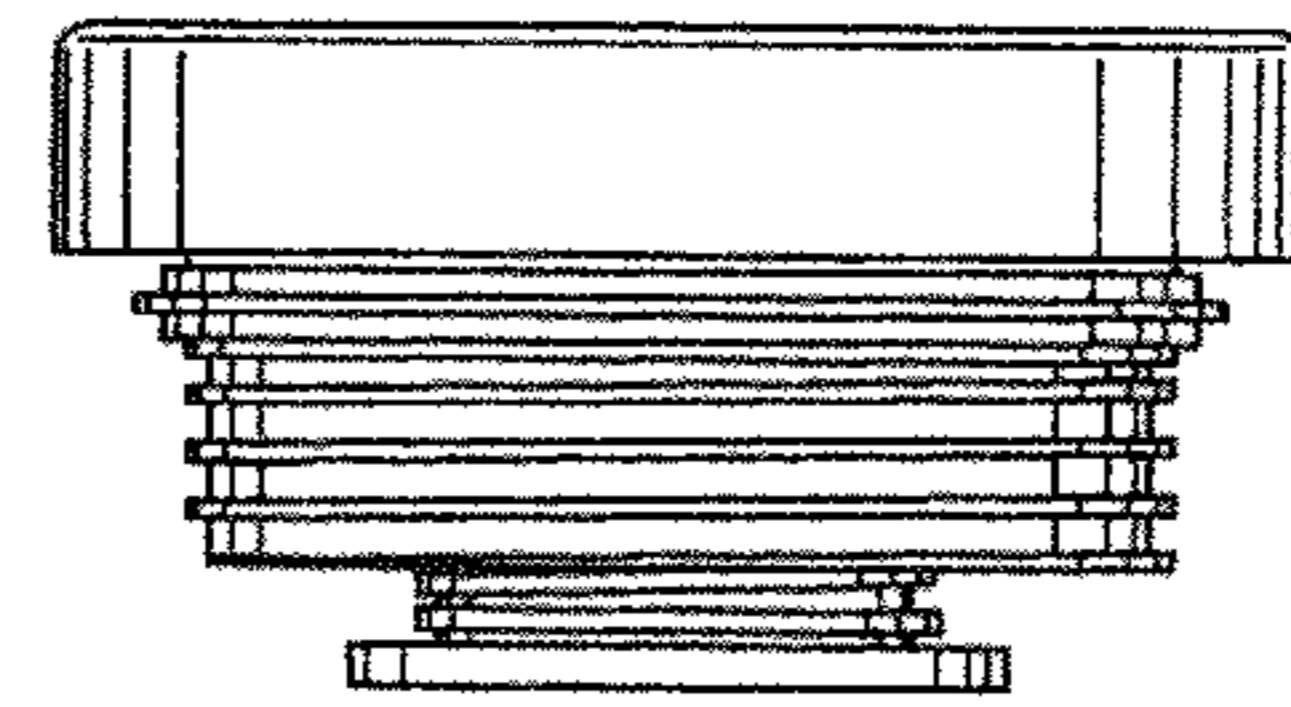


FIG. 3




FIG. 4

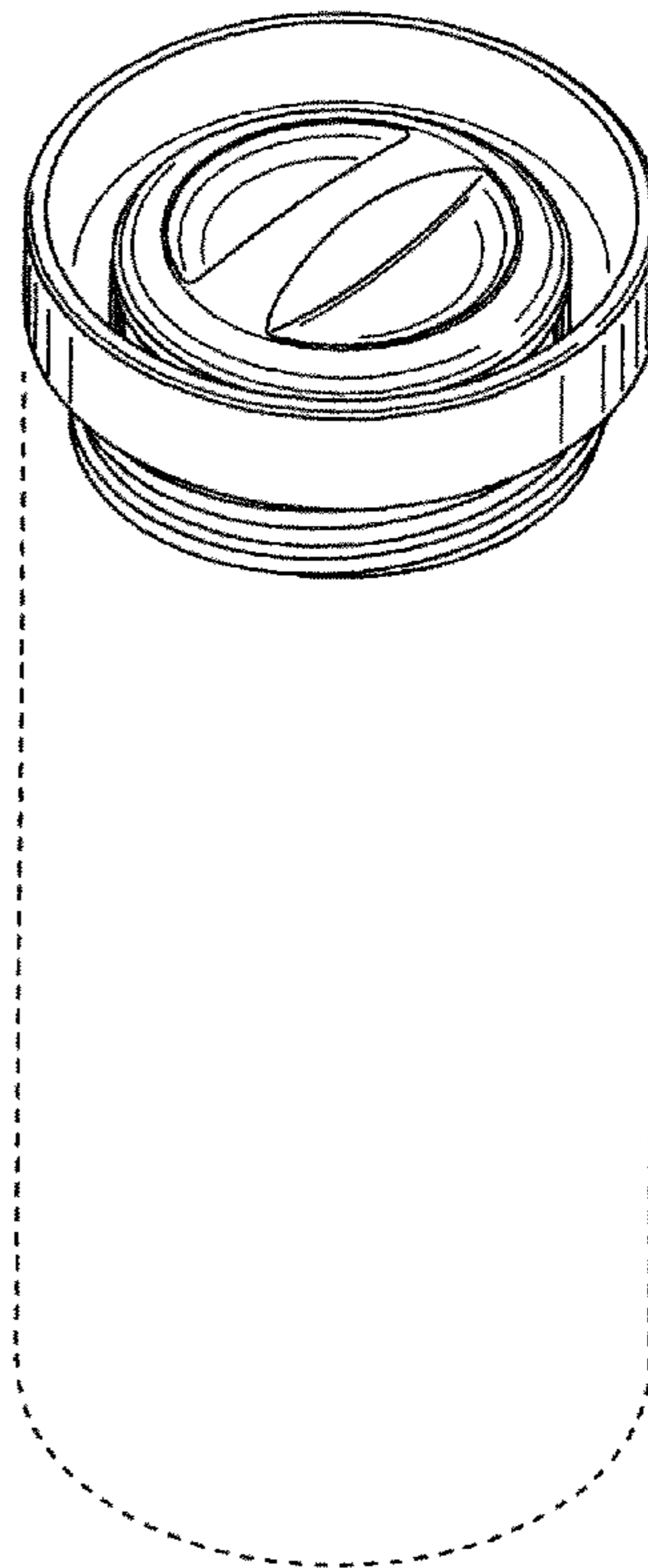


FIG. 6

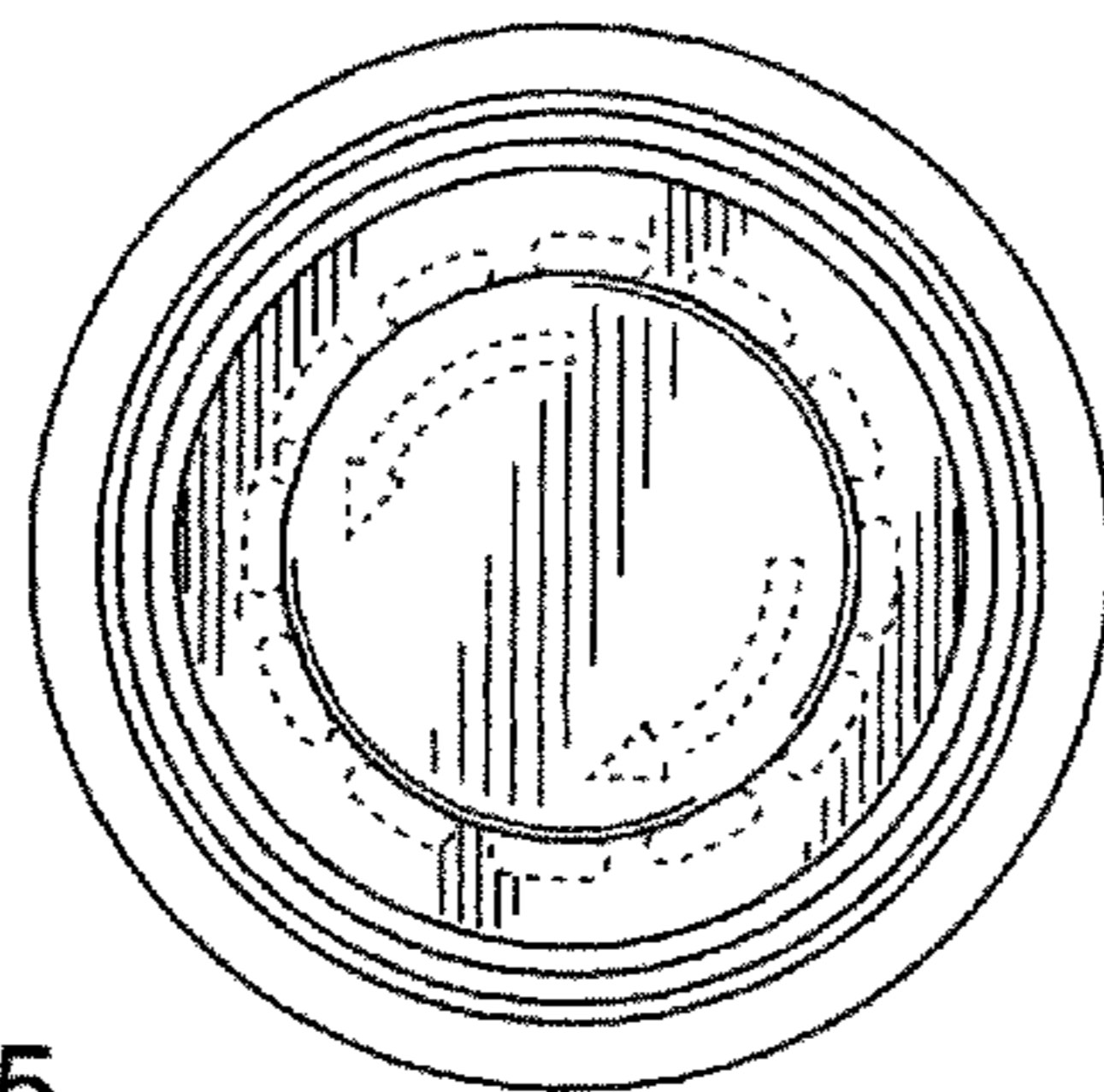


FIG. 5