



US00D684749S

(12) **United States Design Patent**
Reisler

(10) **Patent No.:** **US D684,749 S**
(45) **Date of Patent:** **** Jun. 25, 2013**

(54) **LONG JACKET**

(75) Inventor: **Yeriv Reisler**, Clonsilla (IE)

(73) Assignee: **Yeriv Reisler**, Clonsilla, Dublin (IE)

(**) Term: **14 Years**

(21) Appl. No.: **29/412,824**

(22) Filed: **Feb. 8, 2012**

(51) **LOC (9) Cl.** **02-02**

(52) **U.S. Cl.**
USPC **D2/828**

(58) **Field of Classification Search**

USPC D2/828, 834, 830, 836, 863, 847,
D2/831; D29/100, 124, 101.1; 2/85, 93, 51,
2/69, 77, 81, 96, 79

See application file for complete search history.

(56) **References Cited**

U.S. PATENT DOCUMENTS

4,959,876	A *	10/1990	Kalaam et al.	2/93
5,127,106	A *	7/1992	Aldridge	2/81
5,189,737	A *	3/1993	Ribicic	2/93
5,297,295	A *	3/1994	Barbeau et al.	2/96
7,146,646	B2 *	12/2006	Grilliot et al.	2/93
D568,028	S *	5/2008	Quinn	D2/847
D627,950	S *	11/2010	Carpentier	D2/828
D633,691	S *	3/2011	Tronvold	D2/831
7,992,221	B2 *	8/2011	Sonner	2/69
2007/0002557	A1 *	1/2007	Golle et al.	362/108
2008/0209611	A1 *	9/2008	Tyrrell	2/79

* cited by examiner

Primary Examiner — Ian Simmons

Assistant Examiner — Eleni H Aldridge

(74) *Attorney, Agent, or Firm* — Warner Norcross & Judd LLP

(57) **CLAIM**

The ornamental design for a long jacket, as shown and described.

DESCRIPTION

The application file contains at least one drawing executed in color. Copies of this patent application publication with color drawing(s) will be provided by the Office upon request and payment of the necessary fee.

FIG. 1 is a front perspective view of the long jacket of the present invention;

FIG. 2 is a front elevation view of the jacket of FIG. 1;

FIG. 3 is a rear perspective view of the jacket of FIG. 1 with the jacket unfolded;

FIG. 4 is a rear elevation view of the jacket of FIG. 2;

FIG. 5 is a right side elevation view of the jacket of FIG. 2;

FIG. 6 is a top plan view of the jacket of FIG. 2; and,

FIG. 7 is a bottom plan view of the jacket of FIG. 2.

The broken lines showing of stitching of the long jacket is for the purpose of illustrating portions of the article and form part of the invention.

1 Claim, 7 Drawing Sheets
(7 of 7 Drawing Sheet(s) Filed in Color)

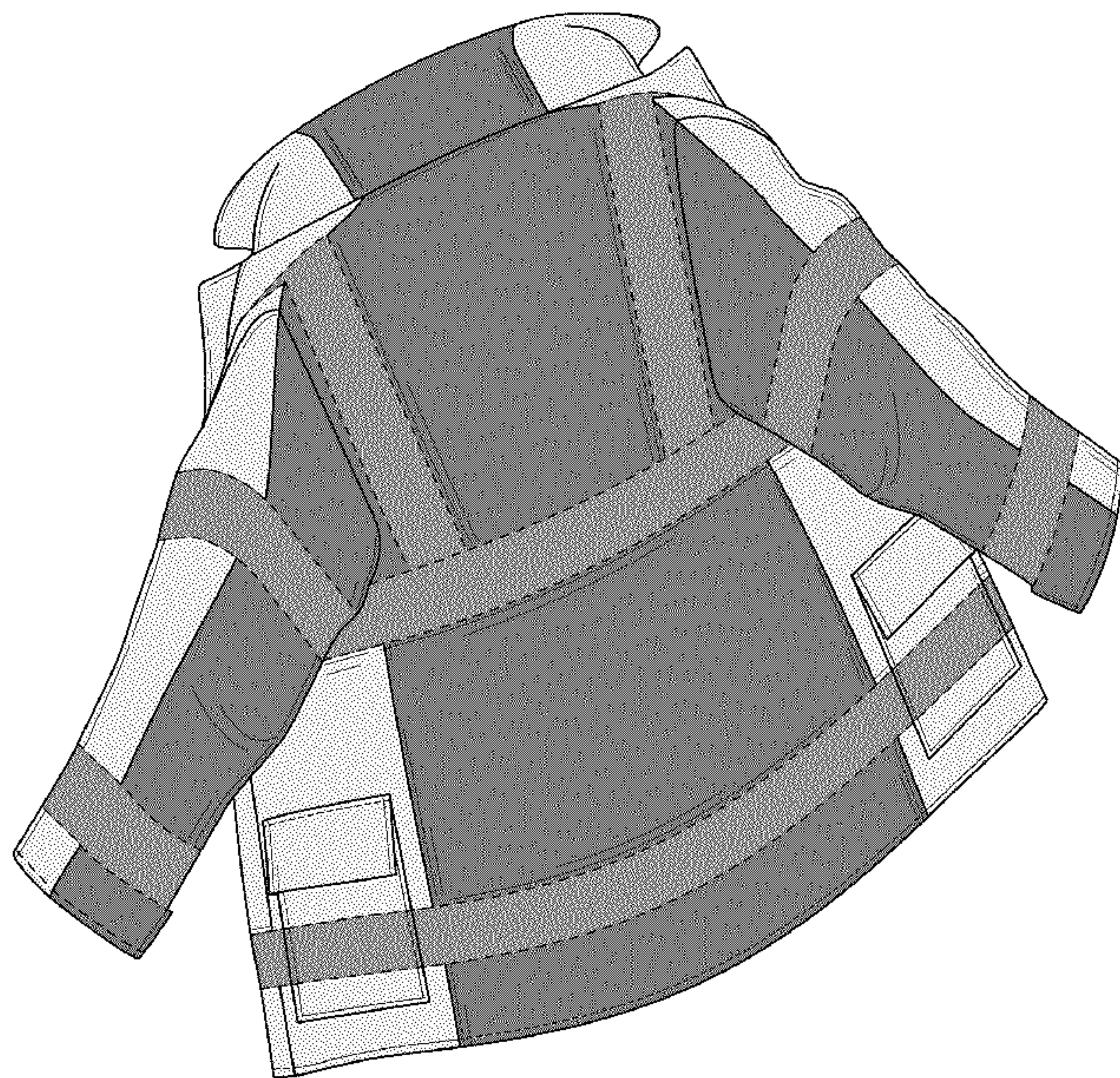




FIG. 1



FIG. 2



FIG. 3




FIG. 4

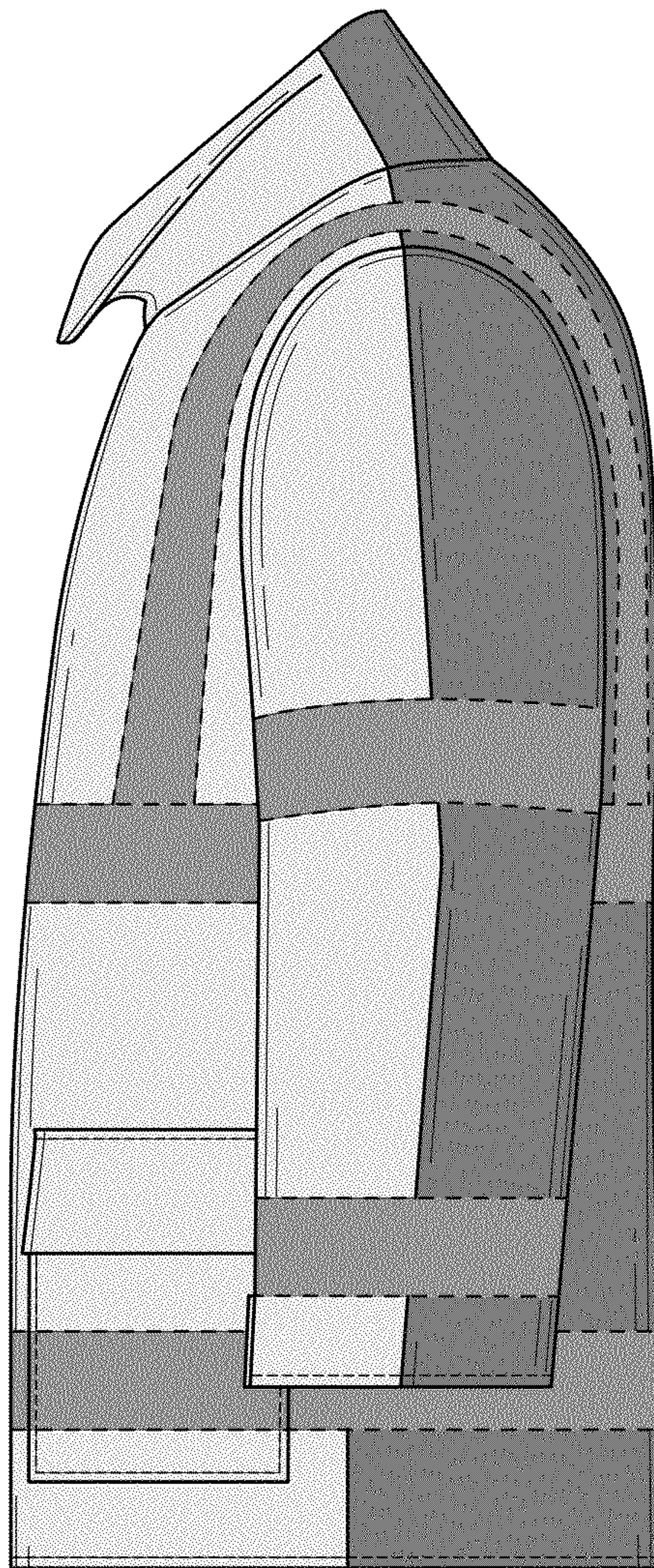


FIG. 5

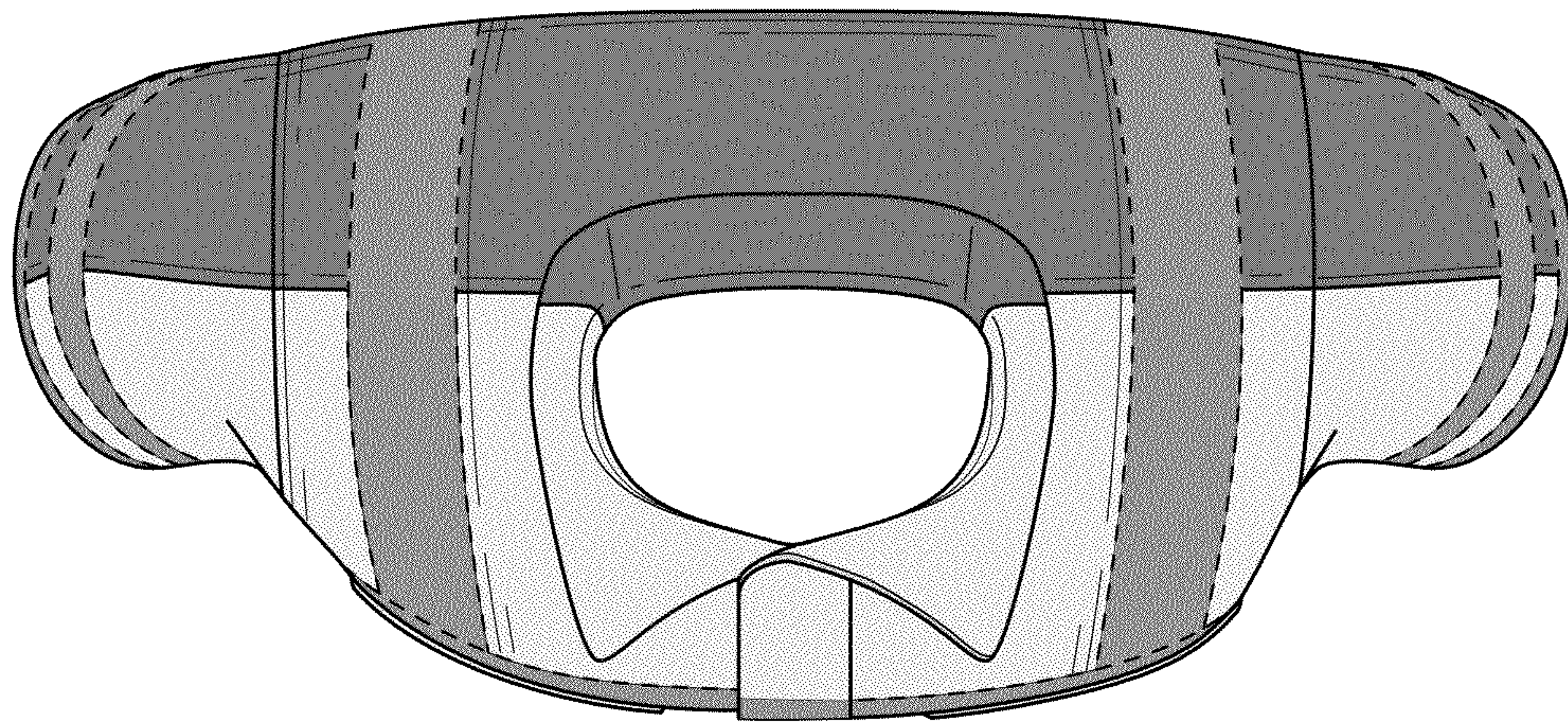


FIG. 6

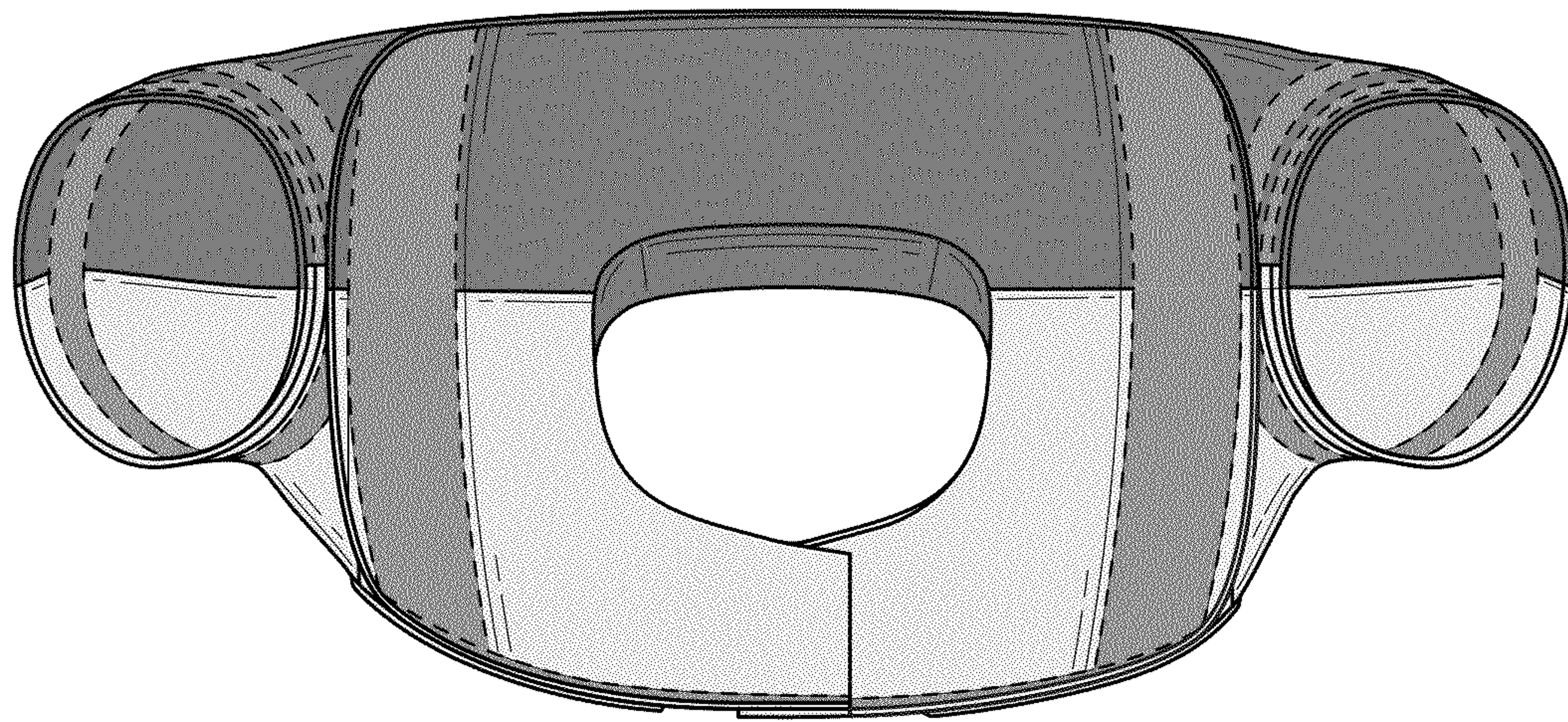


FIG. 7