



US00D684743S

(12) **United States Design Patent**
Saito et al.

(10) **Patent No.:** **US D684,743 S**
(45) **Date of Patent:** **** Jun. 18, 2013**

(54) **APPARATUS FOR EXCREMENT DISPOSAL**

(56) **References Cited**

(71) Applicants: **Tokuo Saito**, Miyagi-ken (JP);
Fumiyuki Akoshima, Miyagi-ken (JP);
Kiichi Komatsu, Akita-ken (JP);
Nobuyoshi Kurosawa, Tokyo (JP)

(72) Inventors: **Tokuo Saito**, Miyagi-ken (JP);
Fumiyuki Akoshima, Miyagi-ken (JP);
Kiichi Komatsu, Akita-ken (JP);
Nobuyoshi Kurosawa, Tokyo (JP)

(73) Assignee: **Keiko Saito**, Miyagi-ken (JP)

(**) Term: **14 Years**

(21) Appl. No.: **29/433,735**

(22) Filed: **Oct. 4, 2012**

(30) **Foreign Application Priority Data**

Apr. 9, 2012 (JP) 2012-008308

(51) **LOC (9) Cl.** **09-09**

(52) **U.S. Cl.**
USPC **D34/7**

(58) **Field of Classification Search**
USPC D34/1-11; 220/908, 908.1, 910,
220/911; D3/272, 273, 274, 905; 100/226;
D15/123

See application file for complete search history.

U.S. PATENT DOCUMENTS

D188,448	S	*	7/1960	Freiberg	D7/347
D300,487	S	*	4/1989	Dyer	D6/446
5,092,462	A	*	3/1992	Sagstetter et al.	206/366
5,158,198	A	*	10/1992	Melideo	220/263
D335,372	S	*	5/1993	Mosior	D34/11
D468,881	S	*	1/2003	Cox	D34/19
D640,027	S	*	6/2011	Strempack et al.	D34/1
D641,122	S	*	7/2011	Kanervo	D34/7
D675,393	S	*	1/2013	Lopes Da Costa et al.	D34/7

* cited by examiner

Primary Examiner — Cynthia Ramirez

(74) *Attorney, Agent, or Firm* — Jordan and Hamburg LLP

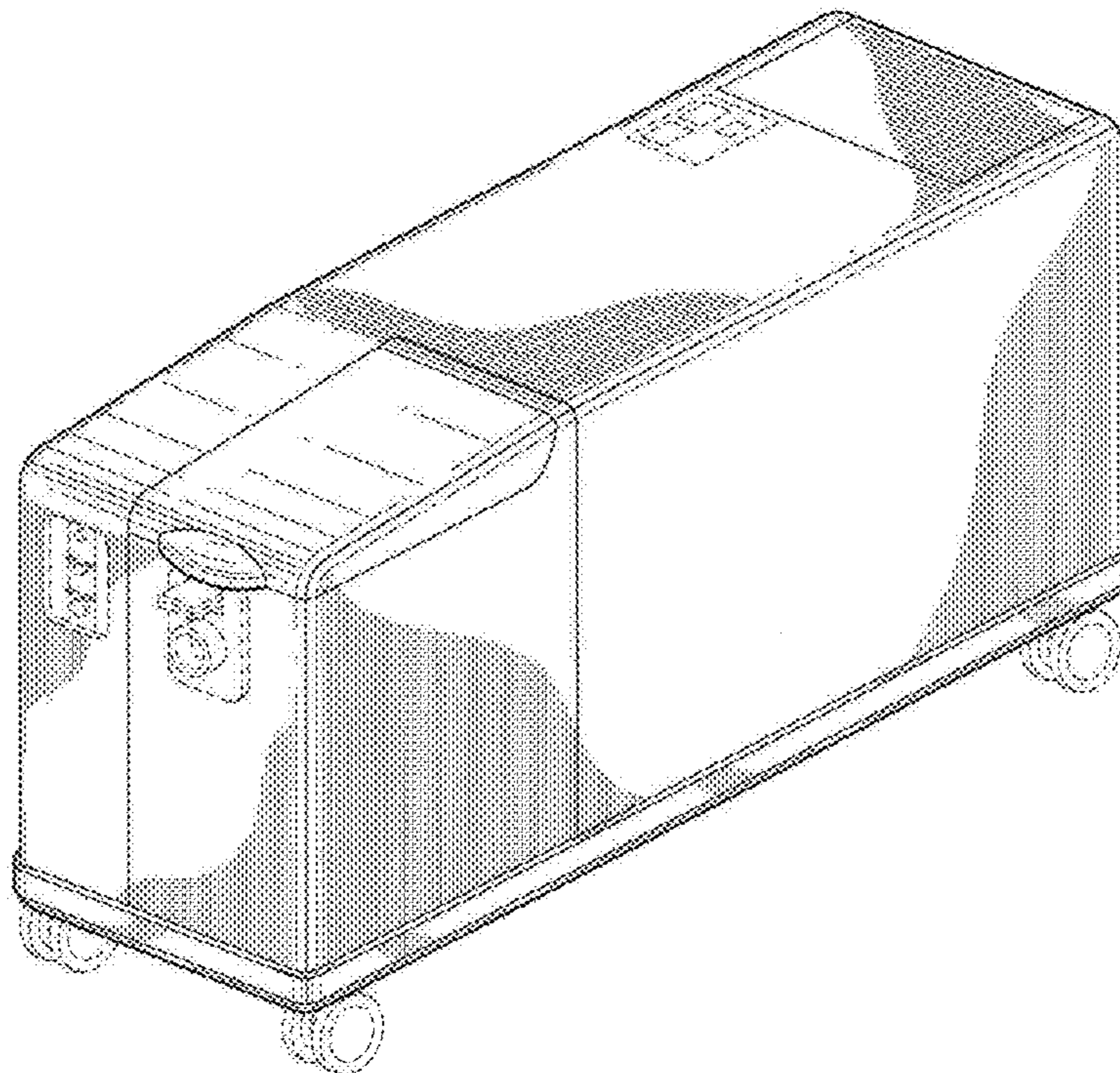
(57) **CLAIM**

The ornamental design for an apparatus for excrement disposal, as shown and described.

DESCRIPTION

FIG. 1 is a perspective view of an apparatus for excrement disposal showing my new design;
FIG. 2 is a front view thereof;
FIG. 3 is a back view thereof;
FIG. 4 is a top view thereof;
FIG. 5 is a bottom view thereof;
FIG. 6 is a left side elevational view thereof; and,
FIG. 7 is a right side elevational view thereof.
The broken lines in the figures are included for the purpose of illustrating portions of the apparatus for excrement disposal and form no part of the claimed design.

1 Claim, 6 Drawing Sheets



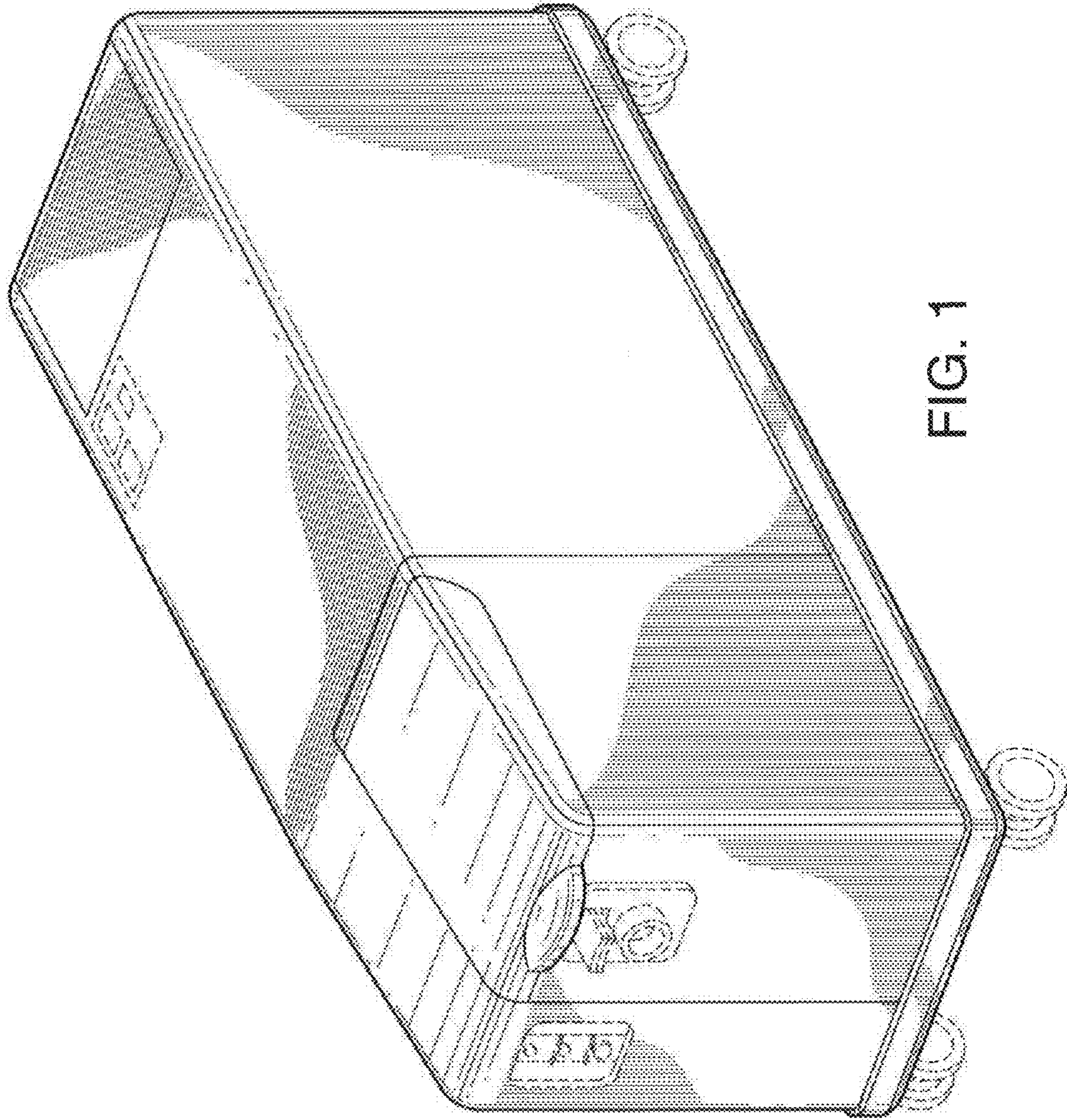


FIG. 1

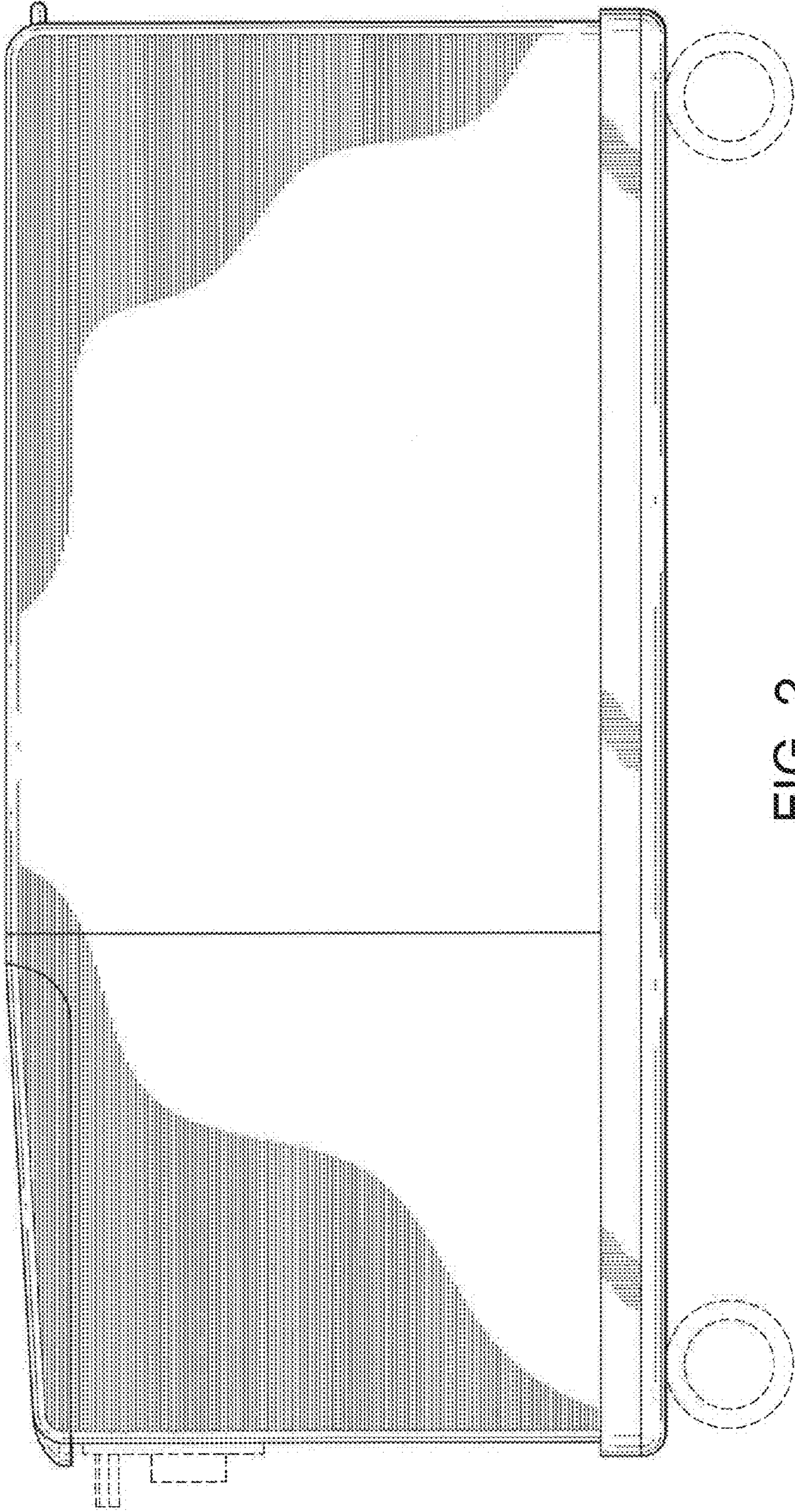


FIG. 2



FIG. 3

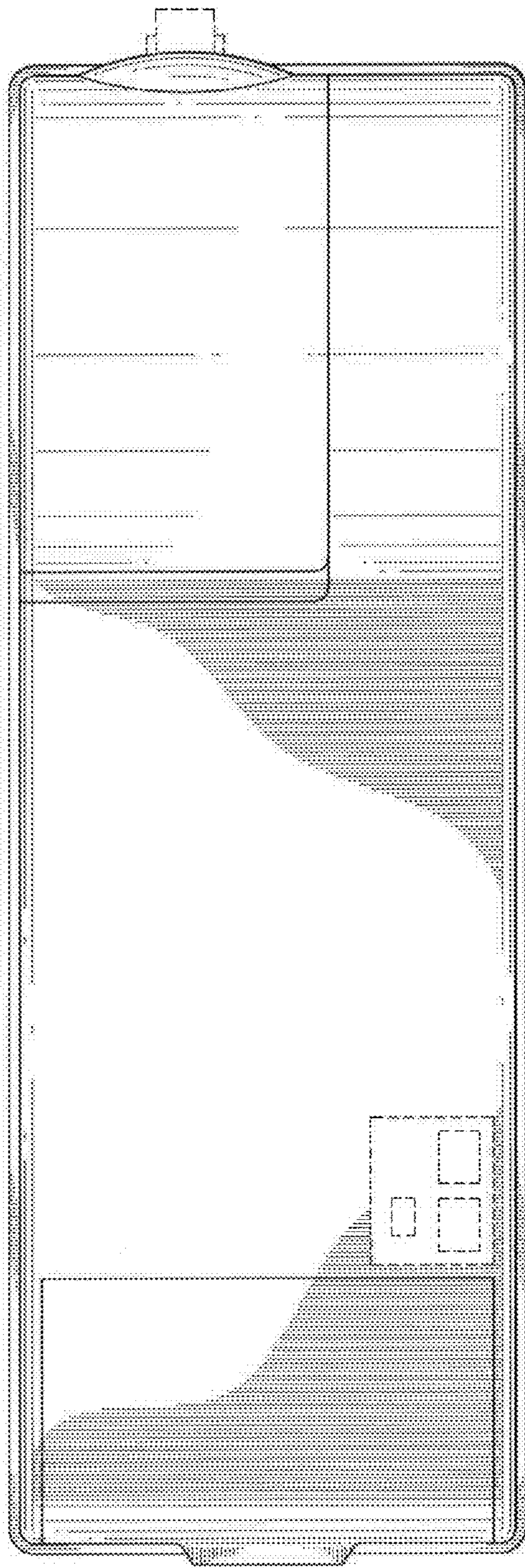


FIG. 4




FIG. 5

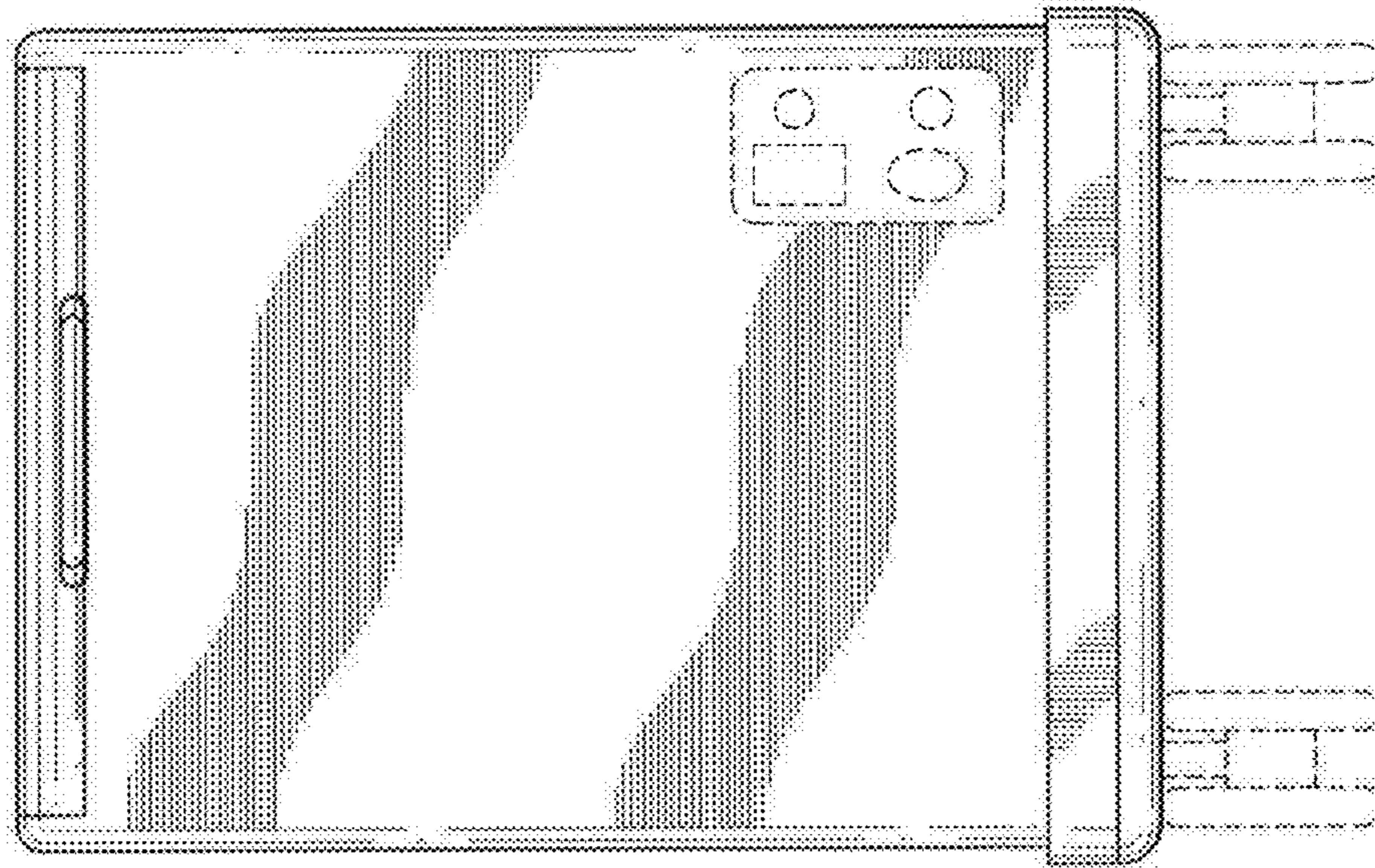


FIG. 7

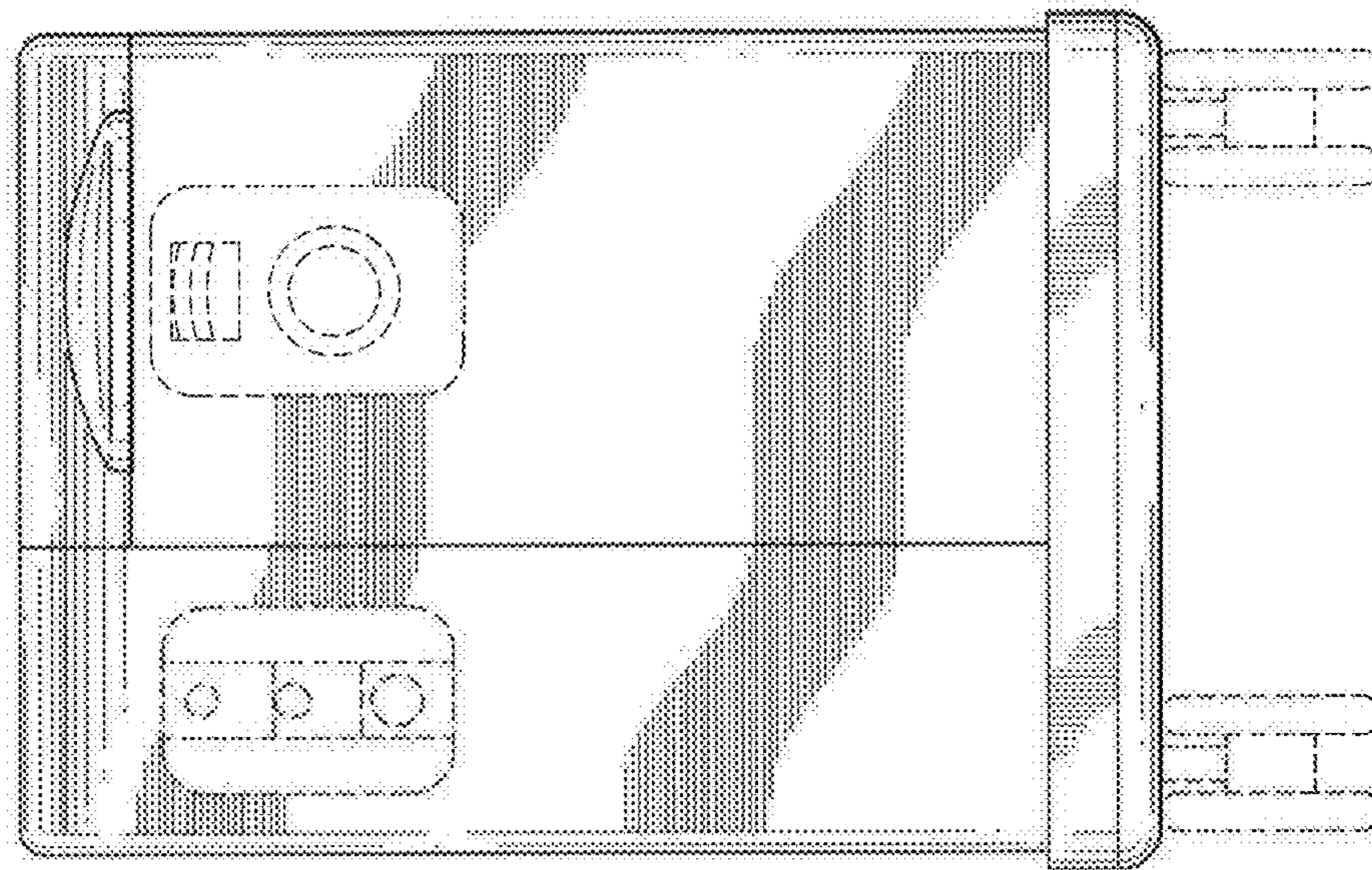


FIG. 6