



US00D684735S

(12) **United States Design Patent**  
**Eng et al.**

(10) **Patent No.:** **US D684,735 S**  
(45) **Date of Patent:** **\*\* Jun. 18, 2013**

(54) **DISHWASHER DOOR AND COMPARTMENT**

(75) Inventors: **Lindsay Eng**, Long Beach, CA (US);  
**Thomas Ott**, Neubiberg (DE)

(73) Assignee: **BSH Home Appliances Corporation**,  
Irvine, CA (US)

(\*\*) Term: **14 Years**

(21) Appl. No.: **29/424,166**

(22) Filed: **Jun. 8, 2012**

**Related U.S. Application Data**

(62) Division of application No. 29/405,771, filed on Nov. 7, 2011, now Pat. No. Des. 665,957.

(51) **LOC (9) Cl.** ..... **15-05**

(52) **U.S. Cl.**  
USPC ..... **D32/3**

(58) **Field of Classification Search**  
USPC ..... D32/1, 2, 3, 25, 28; 312/31, 109,  
312/228; 134/56 D, 57 D, 58 D, 58 DL, 201;  
D7/340, 348, 349, 350, 405  
See application file for complete search history.

(56) **References Cited**

**U.S. PATENT DOCUMENTS**

D385,070	S *	10/1997	Hughes et al.	.....	D32/3
D424,257	S *	5/2000	Umeda et al.	.....	D32/2
6,893,061	B2 *	5/2005	Miller et al.	.....	292/303
D539,992	S *	4/2007	Yamamoto et al.	.....	D32/2
7,216,944	B2 *	5/2007	Oyler et al.	.....	312/311
D544,657	S *	6/2007	Jung et al.	.....	D32/2

D577,869	S *	9/2008	Tartan et al.	.....	D32/2
D613,467	S *	4/2010	Park et al.	.....	D32/6
D627,937	S *	11/2010	Kim	.....	D32/2
D658,828	S *	5/2012	Kim et al.	.....	D32/2
D661,437	S *	6/2012	Kim et al.	.....	D32/2
2003/0030288	A1 *	2/2003	Miller et al.	.....	292/303

\* cited by examiner

*Primary Examiner* — T. Chase Nelson

*Assistant Examiner* — Kathleen M Sims

(74) *Attorney, Agent, or Firm* — James E. Howard; Andre Pallapies

(57) **CLAIM**

The ornamental design for a dishwasher door and compartment, as shown and described.


**DESCRIPTION**

FIG. 1 is a front view of a dishwasher door and compartment showing our new ornamental design; FIG. 2 is a left side view thereof, with the right side view thereof being a mirror image thereof; FIG. 3 is a front perspective view of the dishwasher door separated from the compartment; and, FIG. 4 is a bottom perspective view thereof.

The broken line showing of details in FIGS. 2, 3 and 4 is included for the purpose of showing environmental portions of the dishwasher door and compartment and forms no part of the claimed design.

The rear part of the dishwasher door, and the bottom, rear and top of the dishwasher compartment are unornamented and form no part of the claimed design.

**1 Claim, 4 Drawing Sheets**






Fig. 1

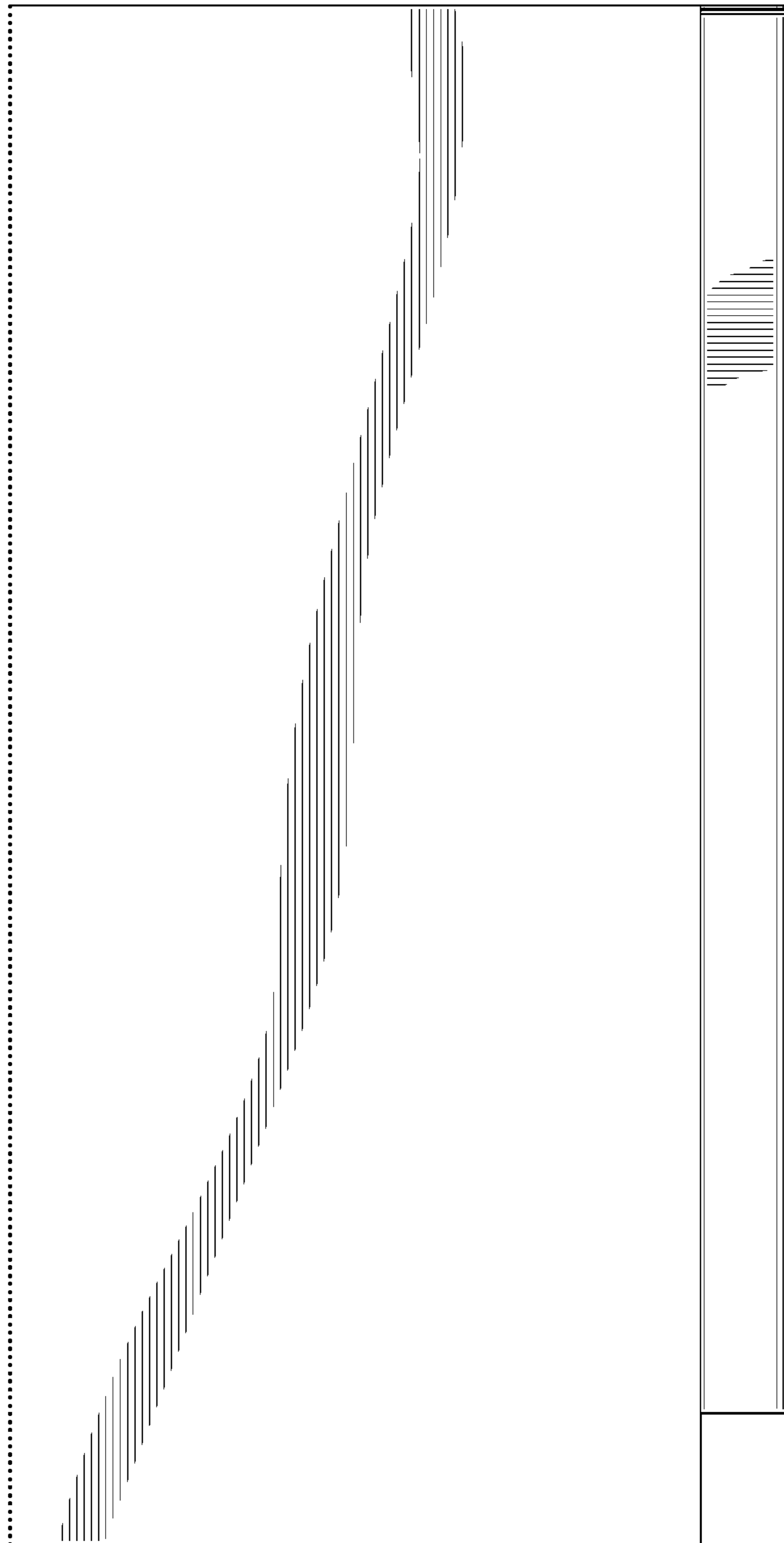


Fig. 2

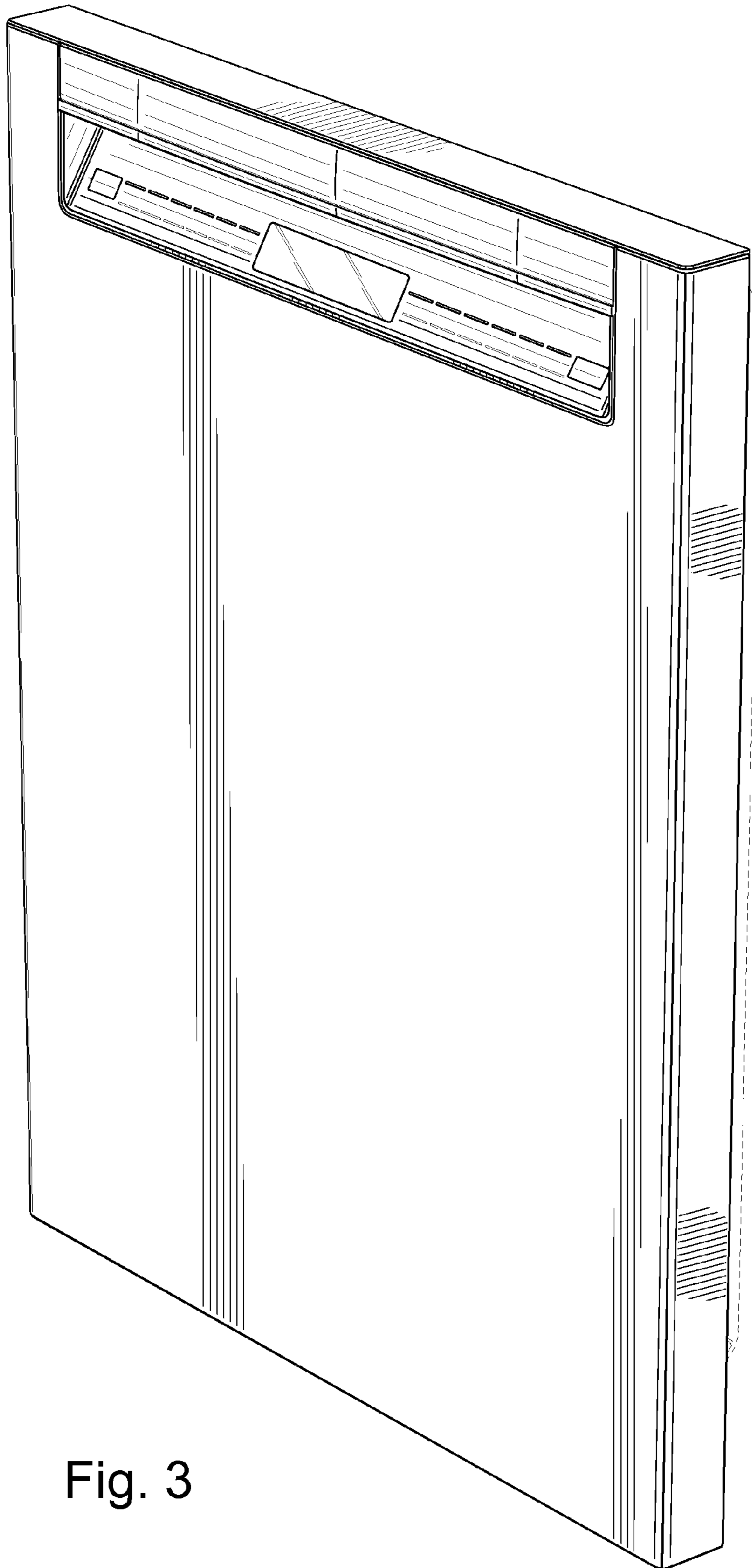


Fig. 3




Fig. 4