



US00D684730S

(12) **United States Design Patent**  
**Grabois**

(10) **Patent No.:** **US D684,730 S**  
(45) **Date of Patent:** **\*\* Jun. 18, 2013**

(54) **SHAPE OF A VIEWABLE ENCLOSURE**

(76) Inventor: **Spencer Grabois**, Golden Beach, FL  
(US)

(\*\*) Term: **14 Years**

(21) Appl. No.: **29/409,487**

(22) Filed: **Dec. 23, 2011**

(51) **LOC (9) Cl.** ..... **30-02**

(52) **U.S. Cl.**  
USPC ..... **D30/103; D21/604**

(58) **Field of Classification Search**  
USPC ..... D30/101–107; D9/608; D11/133–135,  
D11/145, 157–158; D21/604, 576;  
119/245–246, 253, 200, 256, 267, 269;  
446/72–74, 267–268, 369, 376  
See application file for complete search history.

(56) **References Cited**

**U.S. PATENT DOCUMENTS**

D9,646 S	9/1933	Slater	
D97,759 S	12/1935	Carnes	
D136,064 S *	7/1943	Fordyce	D30/103
D183,463 S	9/1958	Mallamace	
D218,253 S	8/1970	Wolfe	
3,618,238 A	11/1971	Willinger	
4,236,352 A	12/1980	Heaney et al.	
D288,735 S *	3/1987	Jones et al.	D30/103
4,726,478 A	2/1988	Zimmermann	
D317,517 S	6/1991	DeLuna	
D324,590 S	3/1992	Pixler	
D349,979 S	8/1994	Ulloa et al.	
5,386,909 A *	2/1995	Spector	D9/608
5,632,377 A	5/1997	Ferrero	
5,888,117 A *	3/1999	Sutton	446/267
6,029,936 A	2/2000	Senese	
6,237,787 B1	5/2001	Gallo et al.	
6,350,169 B1 *	2/2002	Holt	446/72
6,397,780 B1	6/2002	Youngstrom	
D463,073 S	9/2002	Van Vlake et al.	

6,824,112 B2	11/2004	Lange	
6,892,673 B2	5/2005	Zwezdaryk	
7,163,725 B2	1/2007	Johnson et al.	
7,341,022 B2	3/2008	Ming	
7,522,477 B1	4/2009	Sheldon	
D608,847 S *	1/2010	Ivanic et al.	D21/661
2006/0268951 A1	11/2006	Choi	
2009/0140668 A1	6/2009	Crabb et al.	
2009/0293814 A1	12/2009	Rutherford, Jr. et al.	
2012/0174870 A1 *	7/2012	Grabois	119/253
2012/0174871 A1 *	7/2012	Grabois	119/267

**OTHER PUBLICATIONS**

Teddycam for sale at Pinecomputer: <http://web.archive.org/web/20040205052515/http://pinecomputer.com/tewihicawiau.html>.  
Printed on Jan. 17, 2013.

\* cited by examiner

*Primary Examiner* — Wan Laymon  
(74) *Attorney, Agent, or Firm* — Benjamin M. Hanrahan;  
Hanrahan Law Firm, P.A.

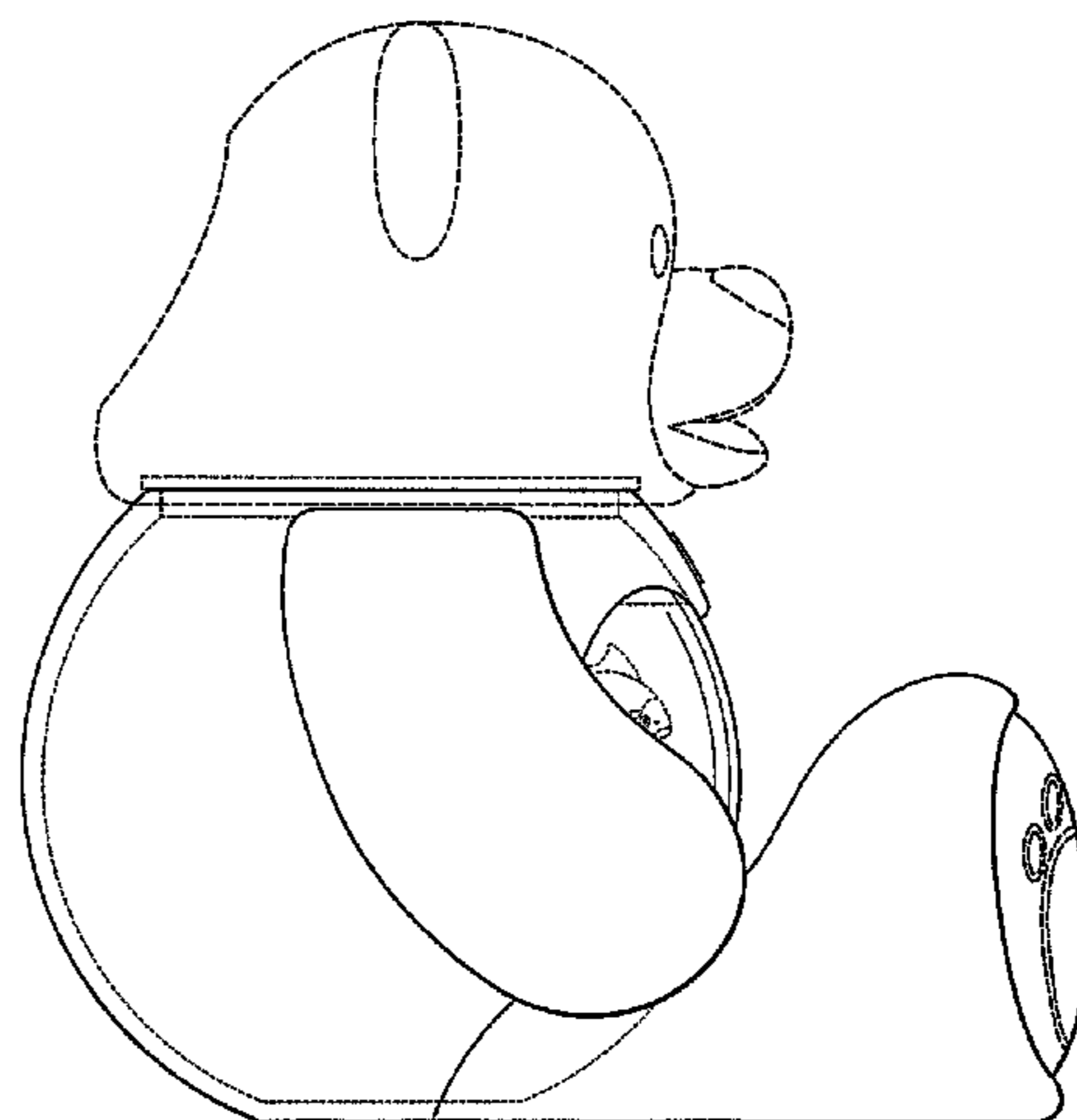
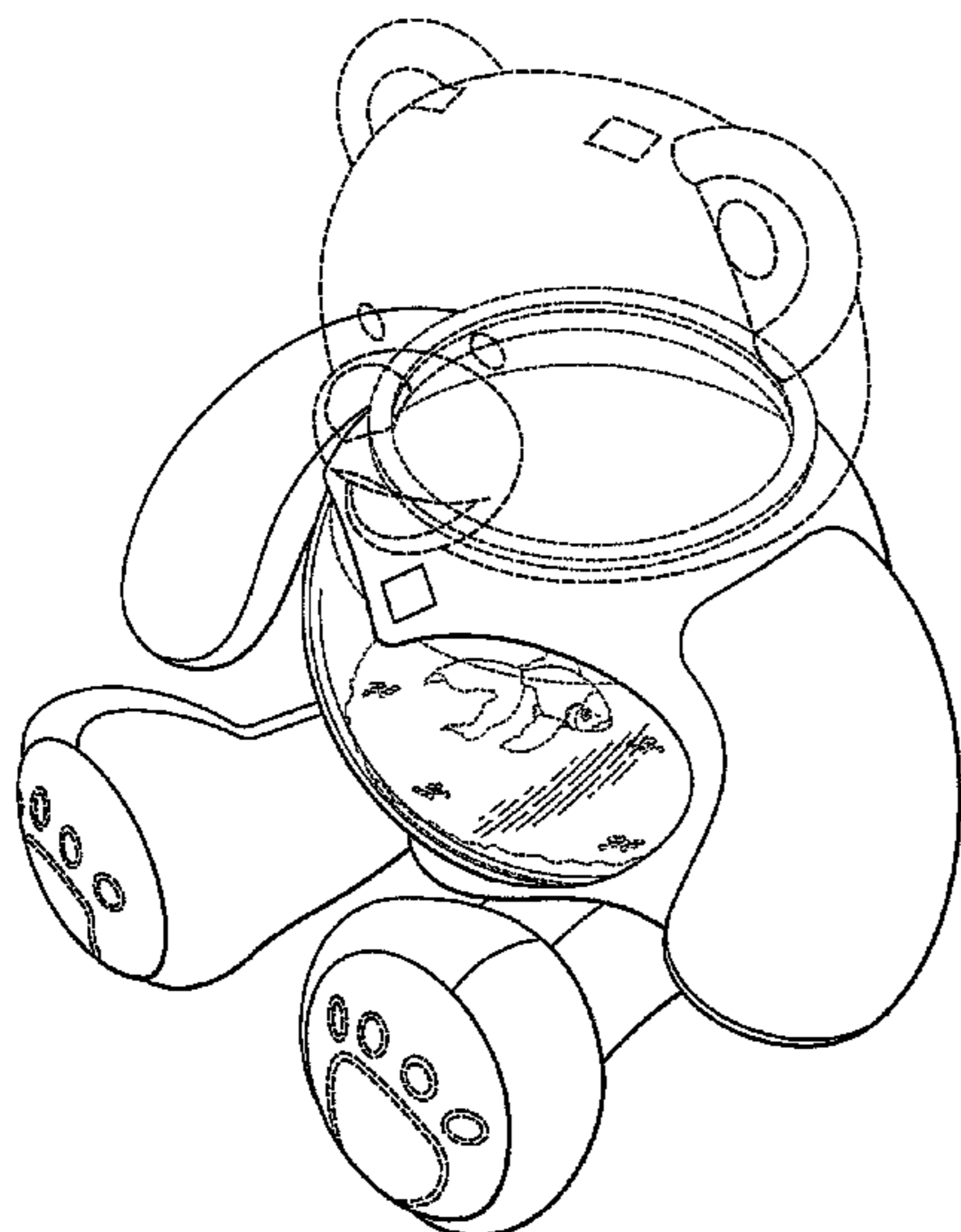
(57) **CLAIM**

The ornamental design for an ornamental shape of a viewable enclosure, as shown and described.

**DESCRIPTION**

FIG. 1 is a front perspective view illustrating my design for an ornamental shape of a viewable enclosure;  
FIG. 2 is a front plan view thereof;  
FIG. 3 is a left side view thereof;  
FIG. 4 is a top view thereof;  
FIG. 5 is a right side view thereof;  
FIG. 6 is a bottom view thereof; and,  
FIG. 7 is a rear plan view thereof.  
The broken line shown in the drawings are directed to environment, superimposed on the continuous surface, and are for illustrative purposes only; none of the broken lines form part of the claimed design.

**1 Claim, 7 Drawing Sheets**



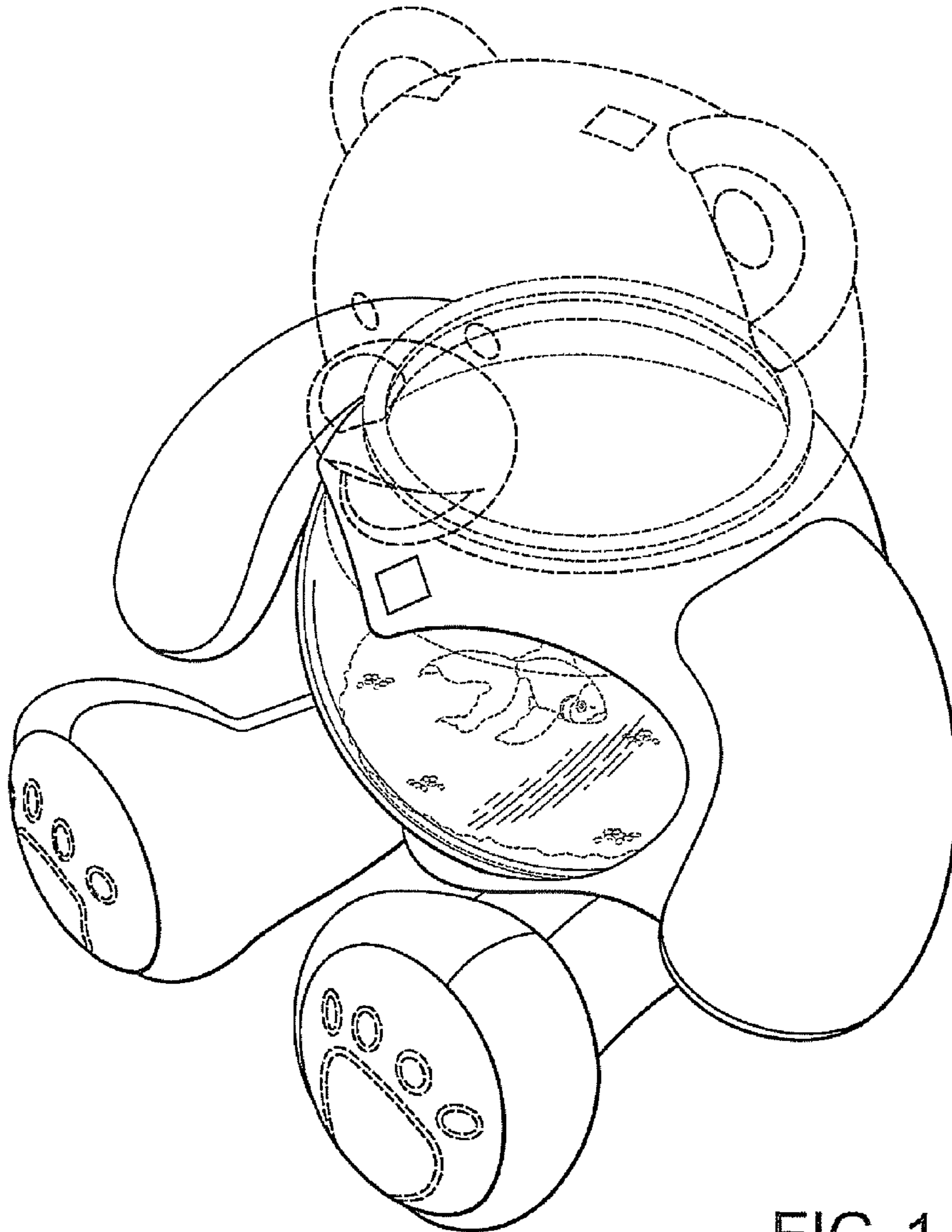


FIG. 1




FIG. 2

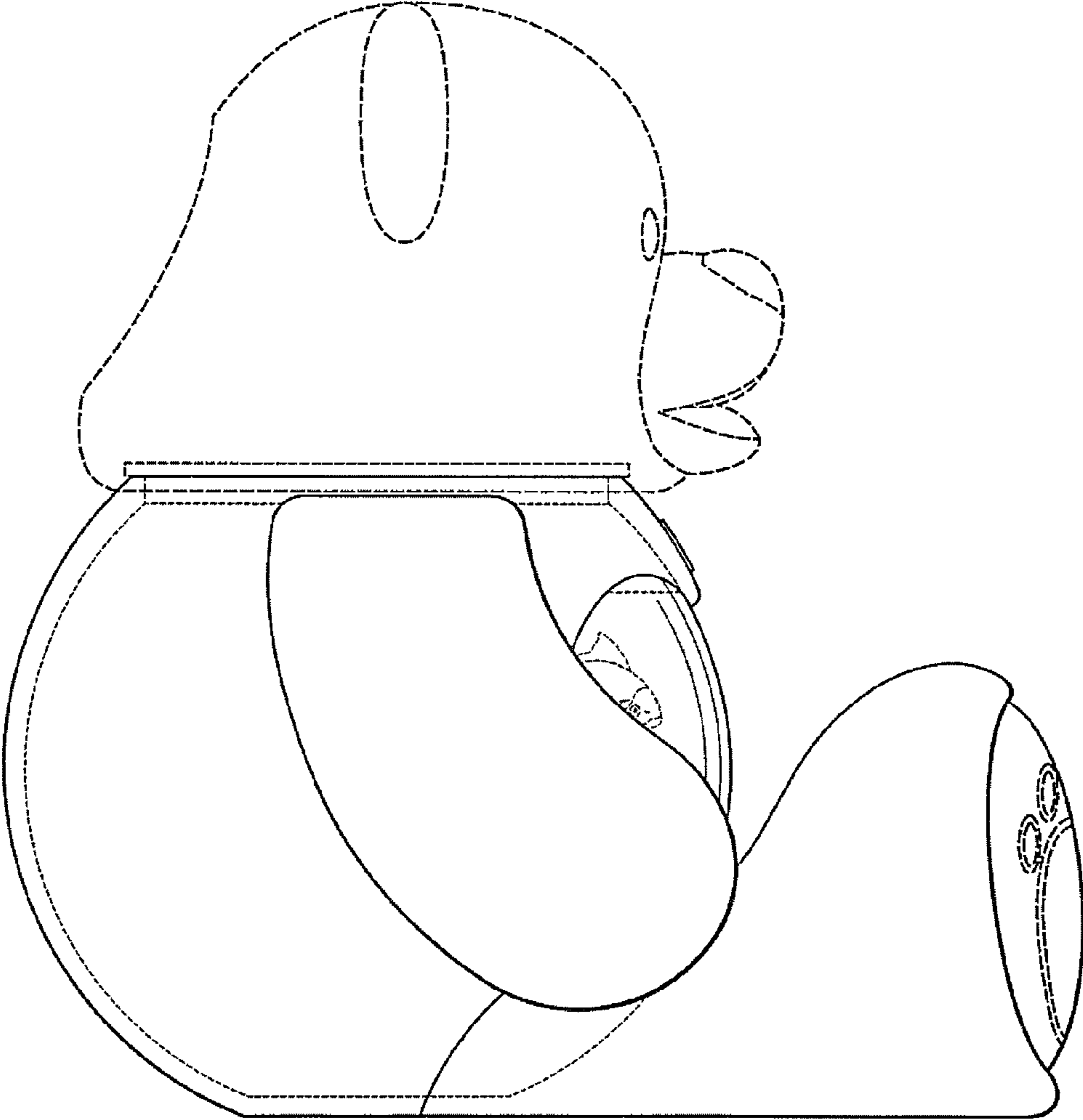


FIG. 3




FIG. 4

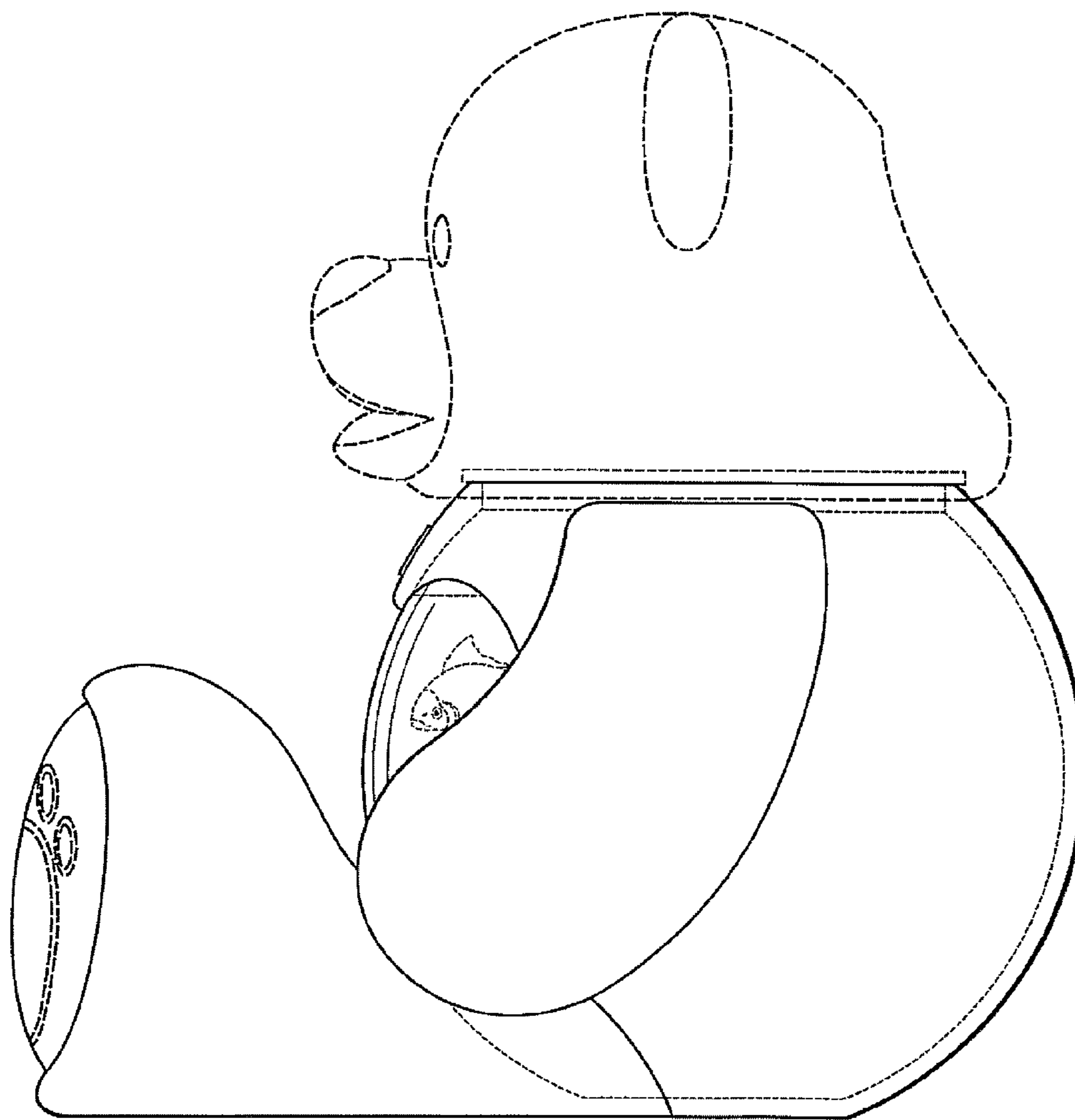


FIG. 5




FIG. 6

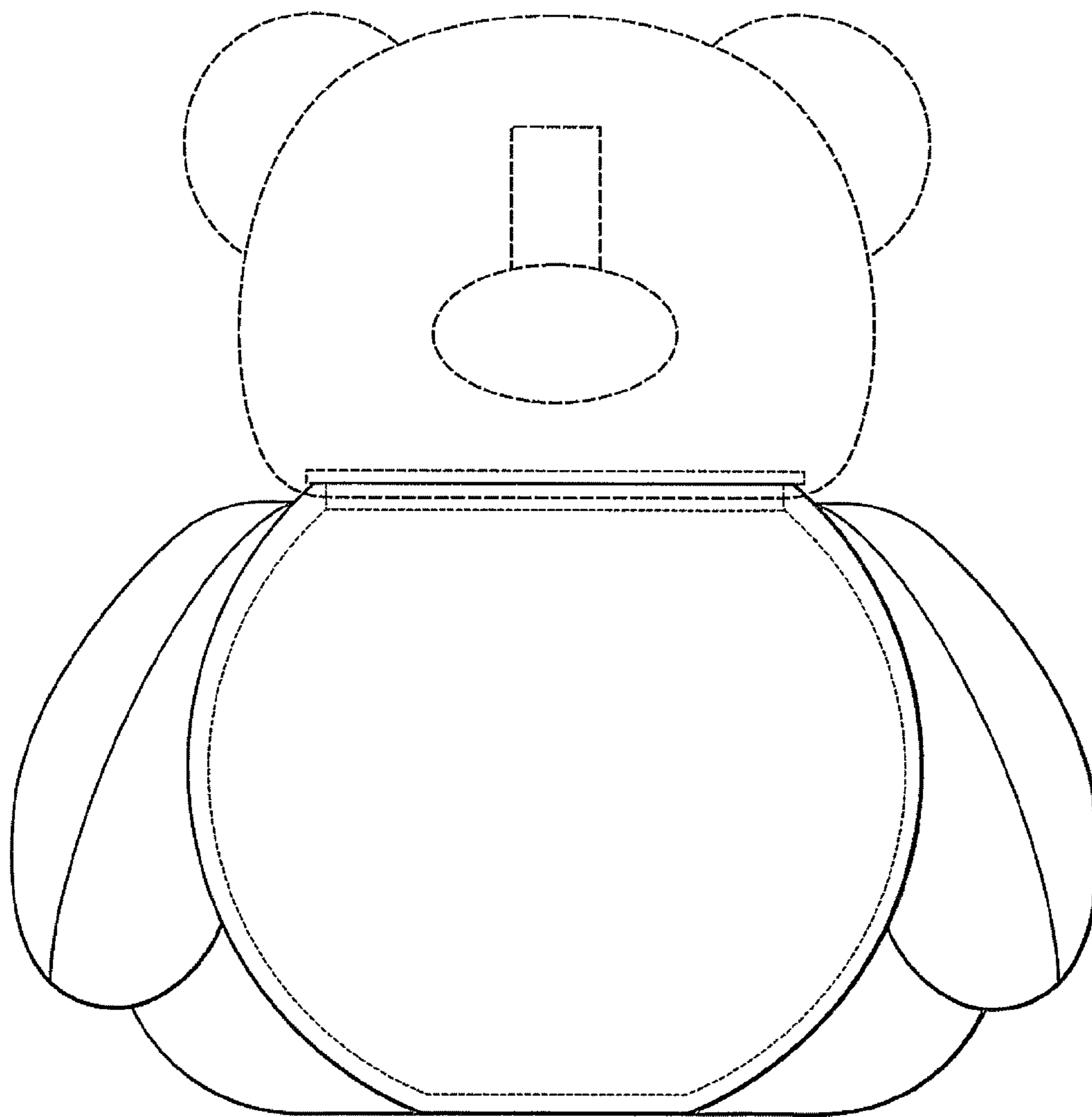


FIG. 7