



US00D684729S

(12) **United States Design Patent**  
**Fine et al.**

(10) **Patent No.:** **US D684,729 S**  
(45) **Date of Patent:** **\*\* Jun. 18, 2013**

(54) **HELMET ACCESSORY**

(71) Applicants: **Jocelyn Fine**, South Orange, NJ (US);  
**Kelly Dineen**, Madison, NJ (US)

(72) Inventors: **Jocelyn Fine**, South Orange, NJ (US);  
**Kelly Dineen**, Madison, NJ (US)

(\*\*) Term: **14 Years**

(21) Appl. No.: **29/433,700**

(22) Filed: **Oct. 3, 2012**

**Related U.S. Application Data**

(63) Continuation of application No. 13/153,757, filed on Jun. 6, 2011, now abandoned.

(51) **LOC (9) Cl.** ..... **29-02**

(52) **U.S. Cl.**  
USPC ..... **D29/122**

(58) **Field of Classification Search**  
USPC ..... D29/102–111, 122; 2/9, 410–414,  
2/416–425, 209.13, 906, DIG. 1, 8.1–8.2,  
2/8.6, 8.7, 171.3, 427, 10, 206, 173, 202,  
2/457, 4; 62/3.5, 259.3; 128/204.15, 889,  
128/201.24, 201.15, 857–858, 891; D24/189,  
D24/191, 124; 602/74, 58; D5/58, 47, 1;  
604/358, 384, 385.01

See application file for complete search history.

(56) **References Cited**

**U.S. PATENT DOCUMENTS**

6,200,585 B1 \* 3/2001 Voelz ..... 424/411  
D442,746 S \* 5/2001 Belcher ..... D29/122

D501,957 S \* 2/2005 Jagger ..... D29/122  
D601,306 S \* 9/2009 Wild ..... D29/107  
D611,200 S \* 3/2010 Packard ..... D29/122  
7,690,052 B2 \* 4/2010 Saladino ..... 2/173  
D655,047 S \* 2/2012 Frary ..... D29/102  
D671,263 S \* 11/2012 Weigl, Jr. .... D28/41  
D674,969 S \* 1/2013 Ratner et al. .... D29/102  
D674,970 S \* 1/2013 Ratner et al. .... D29/102

\* cited by examiner

*Primary Examiner* — Raphael Barkai

*Assistant Examiner* — Randall Gholson

(74) *Attorney, Agent, or Firm* — Stroock & Stroock & Lavan LLP

(57) **CLAIM**

What is claimed is the ornamental features for a helmet accessory, as shown and described.

**DESCRIPTION**

FIG. 1 is a perspective view of a helmet accessory of the present invention;  
FIG. 2 is a right side view of the helmet accessory of FIG. 1;  
FIG. 3 is a side elevational view of the helmet accessory of FIG. 1;  
FIG. 4 is a front side view of the helmet accessory of FIG. 1;  
FIG. 5 is a back side view of the helmet accessory of FIG. 1;  
FIG. 6 is a left side view of the helmet accessory of FIG. 1;  
and,  
FIG. 7 is a bottom side view of the helmet accessory of FIG. 1.

The dashed lines are for the purpose of illustration and form no part of the claimed design.

**1 Claim, 3 Drawing Sheets**

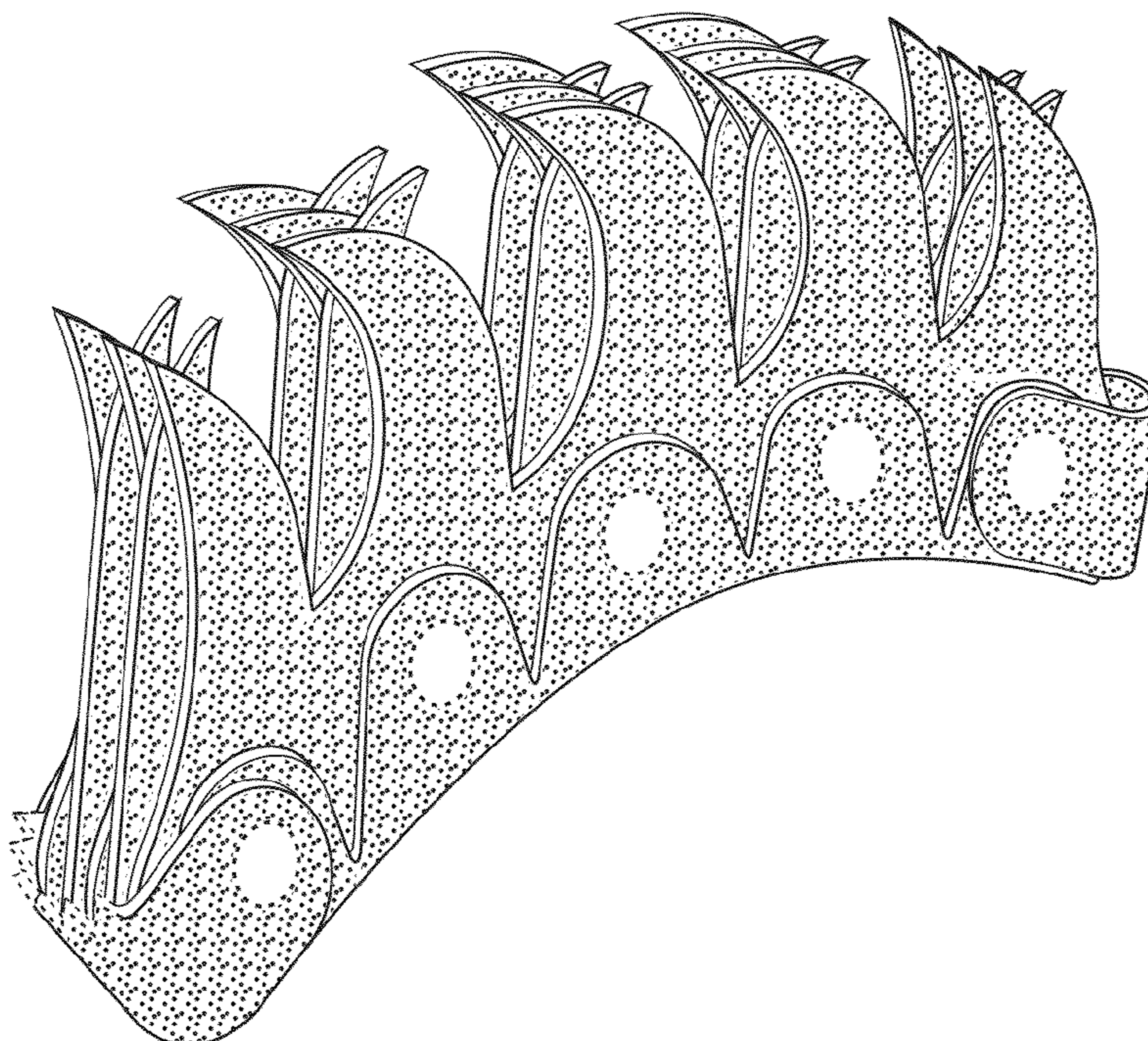


FIGURE 1

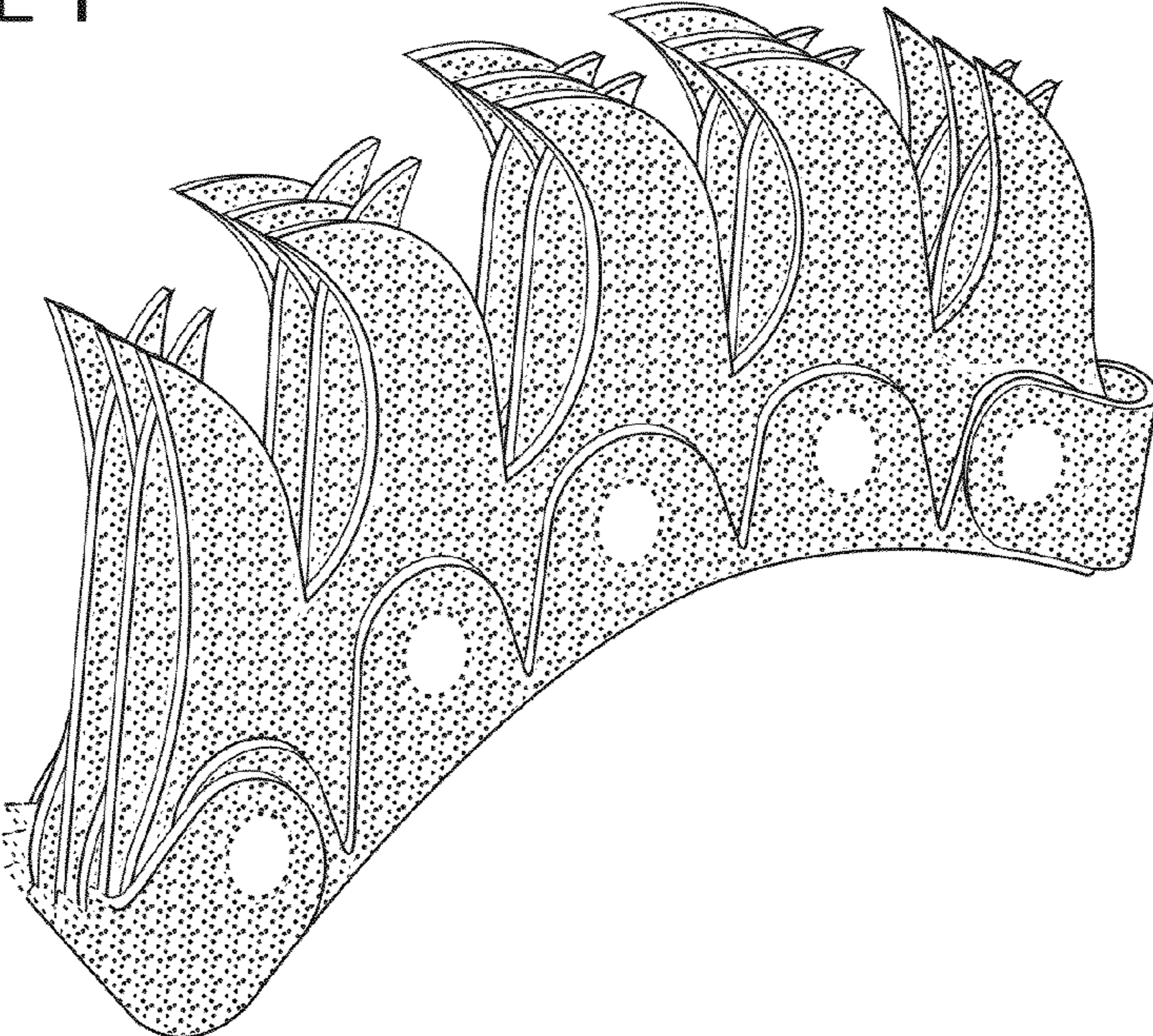


FIGURE 2

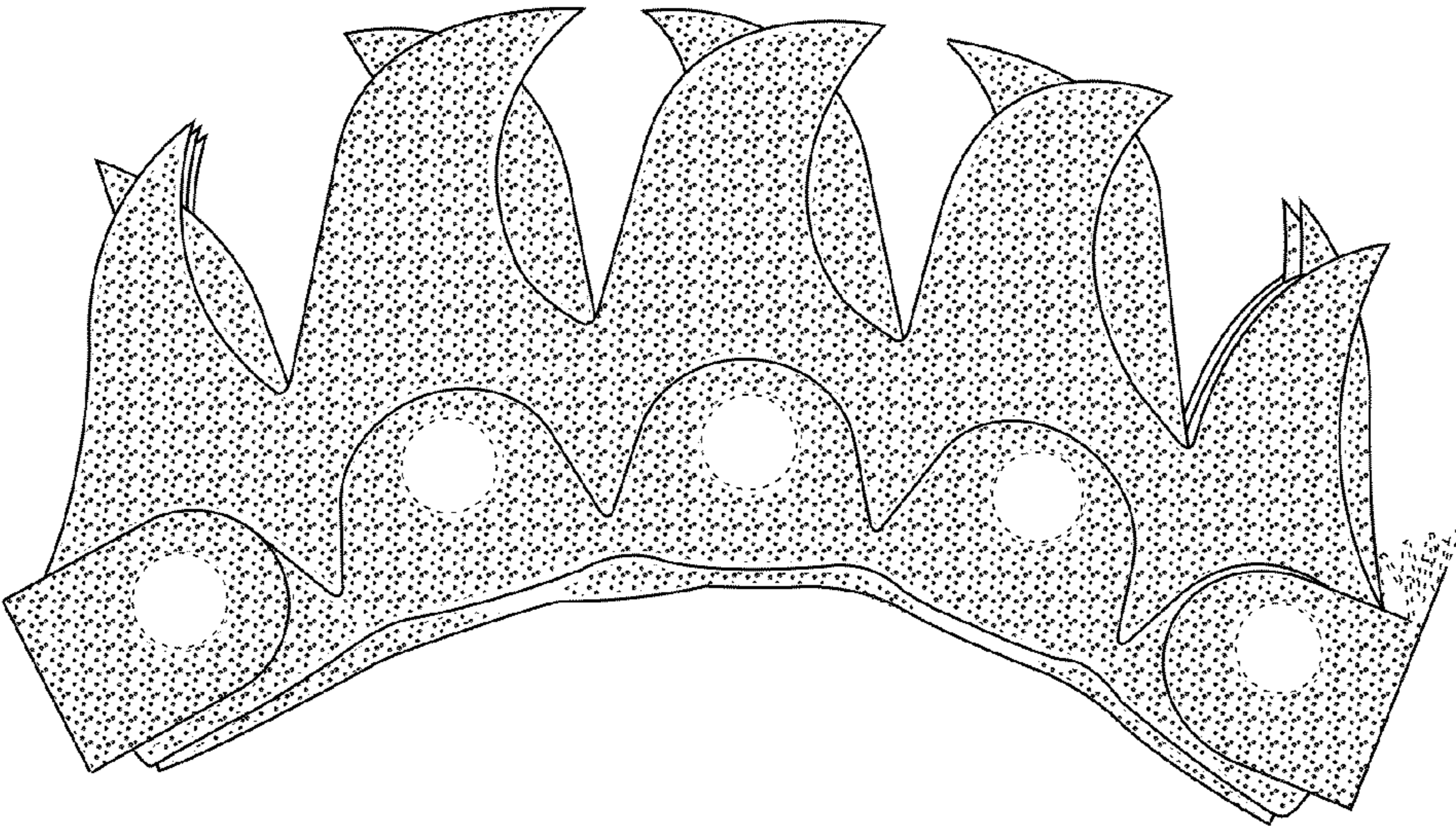


FIGURE 3

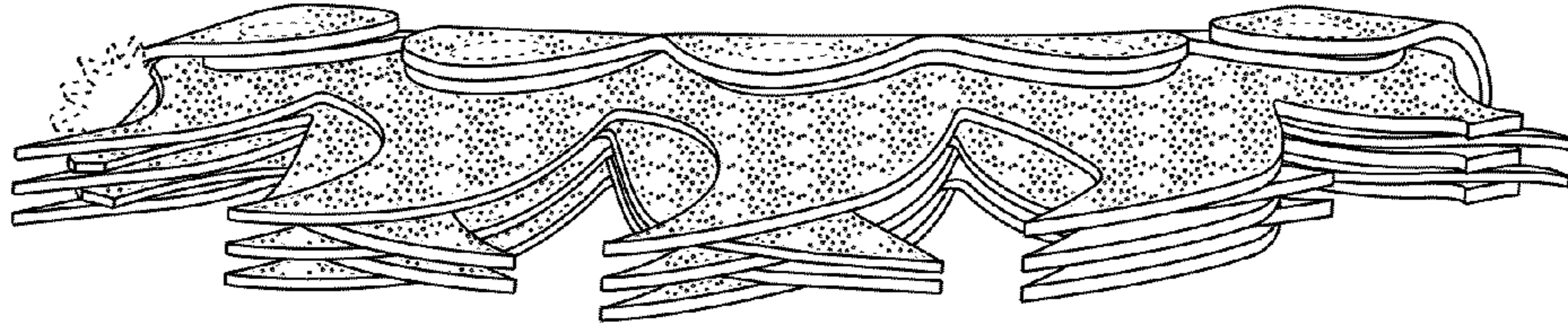


FIGURE 4

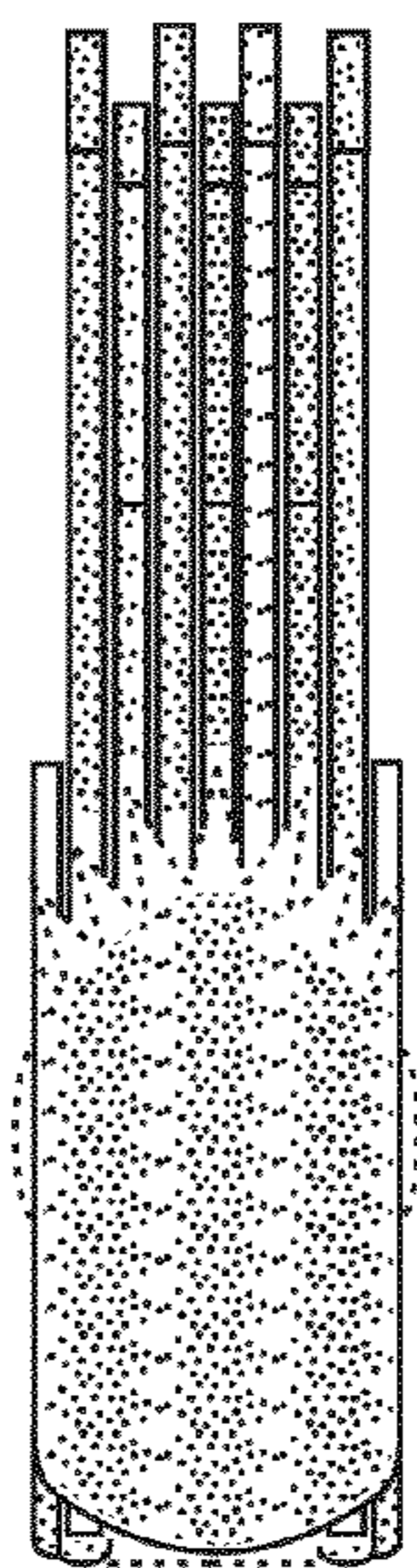


FIGURE 5

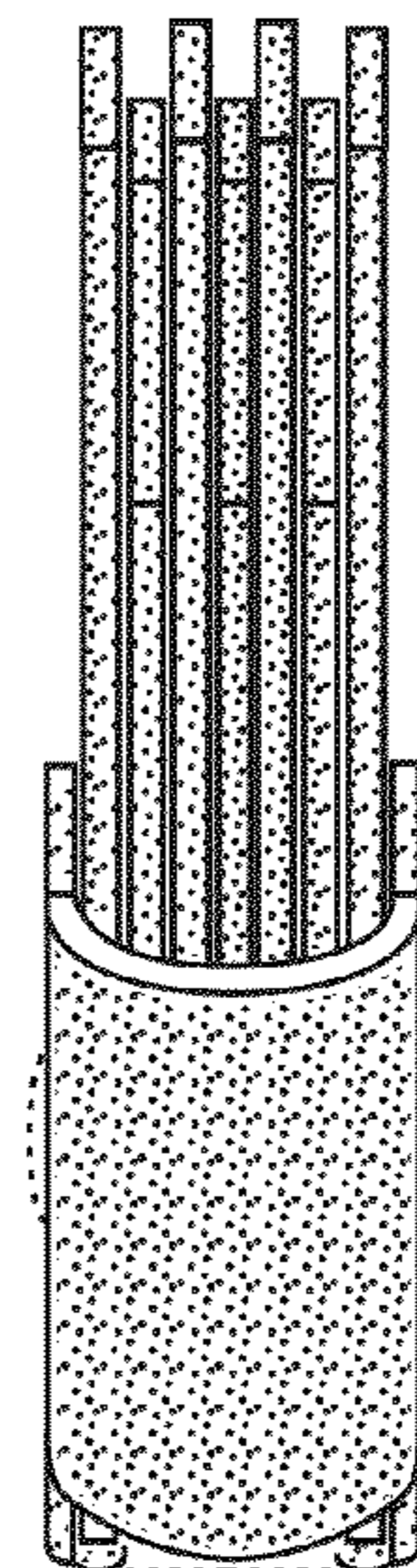


FIGURE 6

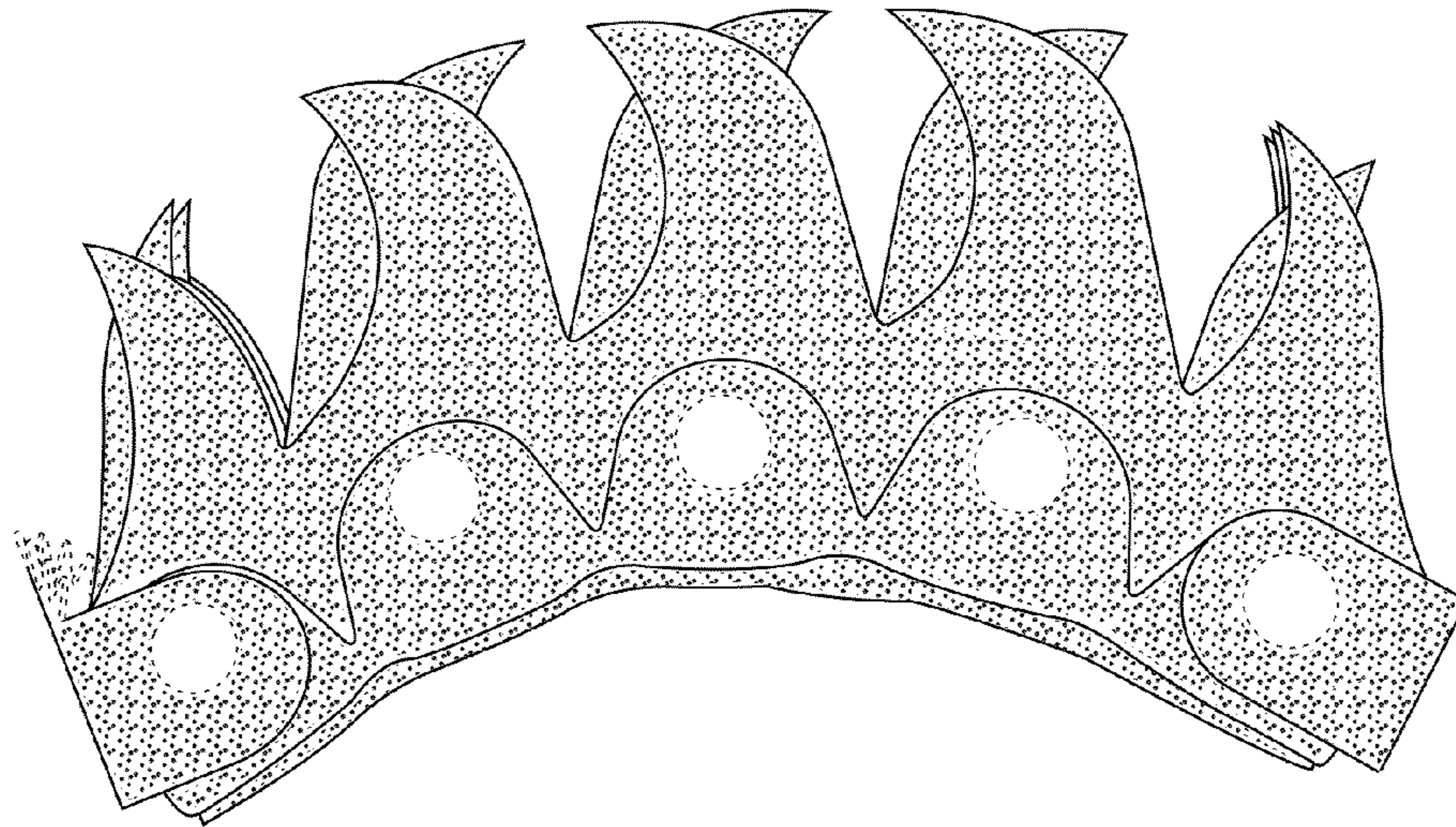


FIGURE 7

