



US00D684627S

(12) **United States Design Patent**
Casciotti et al.

(10) **Patent No.:** **US D684,627 S**
(45) **Date of Patent:** **** Jun. 18, 2013**

(54) **WRITING INSTRUMENT**

(75) Inventors: **David M. Casciotti**, Amsterdam, NY
(US); **Jing Mahler**, Glenville, NY (US)

(73) Assignee: **Holland USA, Inc.**, North Mankato, MN
(US)

(**) Term: **14 Years**

(21) Appl. No.: **29/418,356**

(22) Filed: **Apr. 16, 2012**

(51) **LOC (9) Cl.** **19-06**

(52) **U.S. Cl.**
USPC **D19/55**

(58) **Field of Classification Search**
USPC .. D14/411; D19/35, 36, 41–51, 54–58; 24/11
F, 11 P, 11 R; 401/52, 99–109, 192, 195,
401/196

See application file for complete search history.

(56) **References Cited**

U.S. PATENT DOCUMENTS

3,411,854	A	*	11/1968	Rosler et al.	401/227
D314,978	S	*	2/1991	Oka	D19/48
D400,922	S	*	11/1998	Sakuno	D19/48
D401,624	S	*	11/1998	Sakuno	D19/51
D407,114	S	*	3/1999	Sakuno	D19/48
D414,512	S	*	9/1999	Yazawa	D19/48
D421,052	S	*	2/2000	Yazawa	D19/48
D427,241	S	*	6/2000	Izushima	D19/55
D431,262	S	*	9/2000	Izushima	D19/48
D444,172	S	*	6/2001	Izushima	D19/48
D444,173	S	*	6/2001	Izushima	D19/48
D444,174	S	*	6/2001	Izushima	D19/48

D457,563	S	*	5/2002	Moon	D19/48
D475,406	S	*	6/2003	Cetera	D19/48
D512,457	S	*	12/2005	Anand	D19/48
D544,915	S	*	6/2007	Santa Maria et al.	D19/55
D548,791	S	*	8/2007	Santa Maria et al.	D19/55
D564,027	S	*	3/2008	Achzet et al.	D19/55
D577,383	S	*	9/2008	Loesel	D19/48
D605,699	S	*	12/2009	Li	D19/48
D609,745	S	*	2/2010	Achzet et al.	D19/50
D626,995	S	*	11/2010	Ikeda	D19/48
D656,991	S	*	4/2012	Losel	D19/48
D673,610	S	*	1/2013	Takanashi	D19/50

* cited by examiner

Primary Examiner — Elizabeth Albert

(74) *Attorney, Agent, or Firm* — Dicke, Billig & Czaja,
PLLC

(57) **CLAIM**

We claim the ornamental design for a writing instrument, as shown and described.

DESCRIPTION

FIG. 1 is a perspective view of a writing instrument showing our new design;

FIG. 2 is a front view of FIG. 1;

FIG. 3 is a back view of FIG. 1;

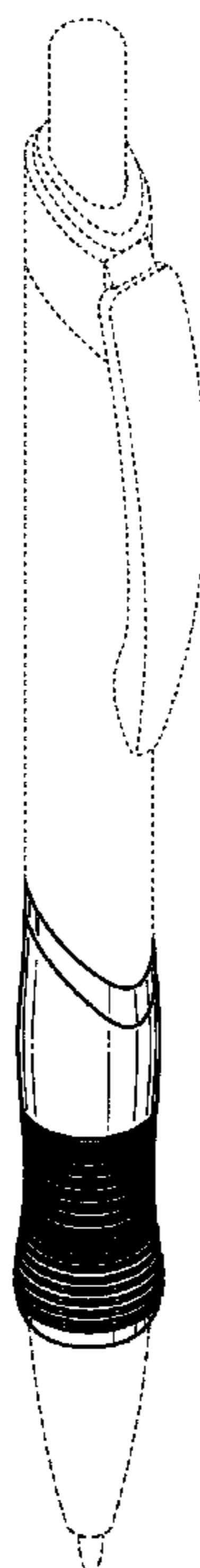
FIG. 4 is a left side view of FIG. 1, the right side view being a mirror image of the left side view;

FIG. 5 is an enlarged top view of FIG. 1; and,

FIG. 6 is an enlarged bottom view of FIG. 1.

Portions of the writing instrument shown in broken lines are for the purpose of showing features that form no part of the claimed design.

1 Claim, 4 Drawing Sheets



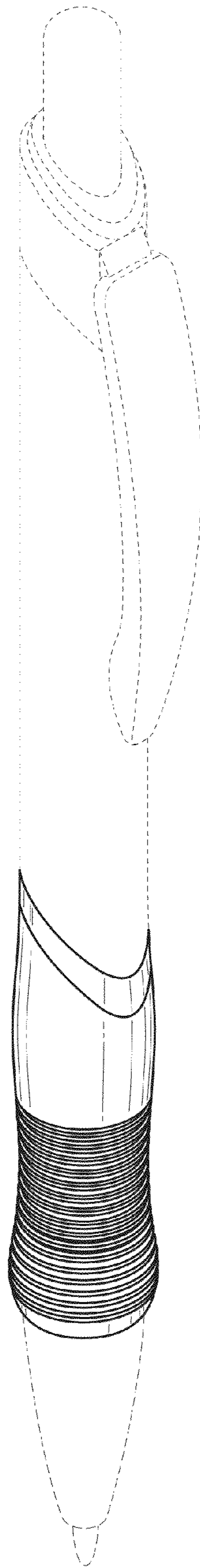


Fig. 1




Fig. 2




Fig. 3

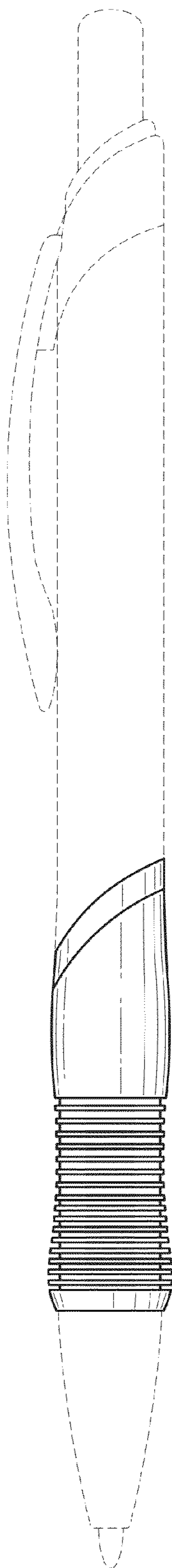


Fig. 4

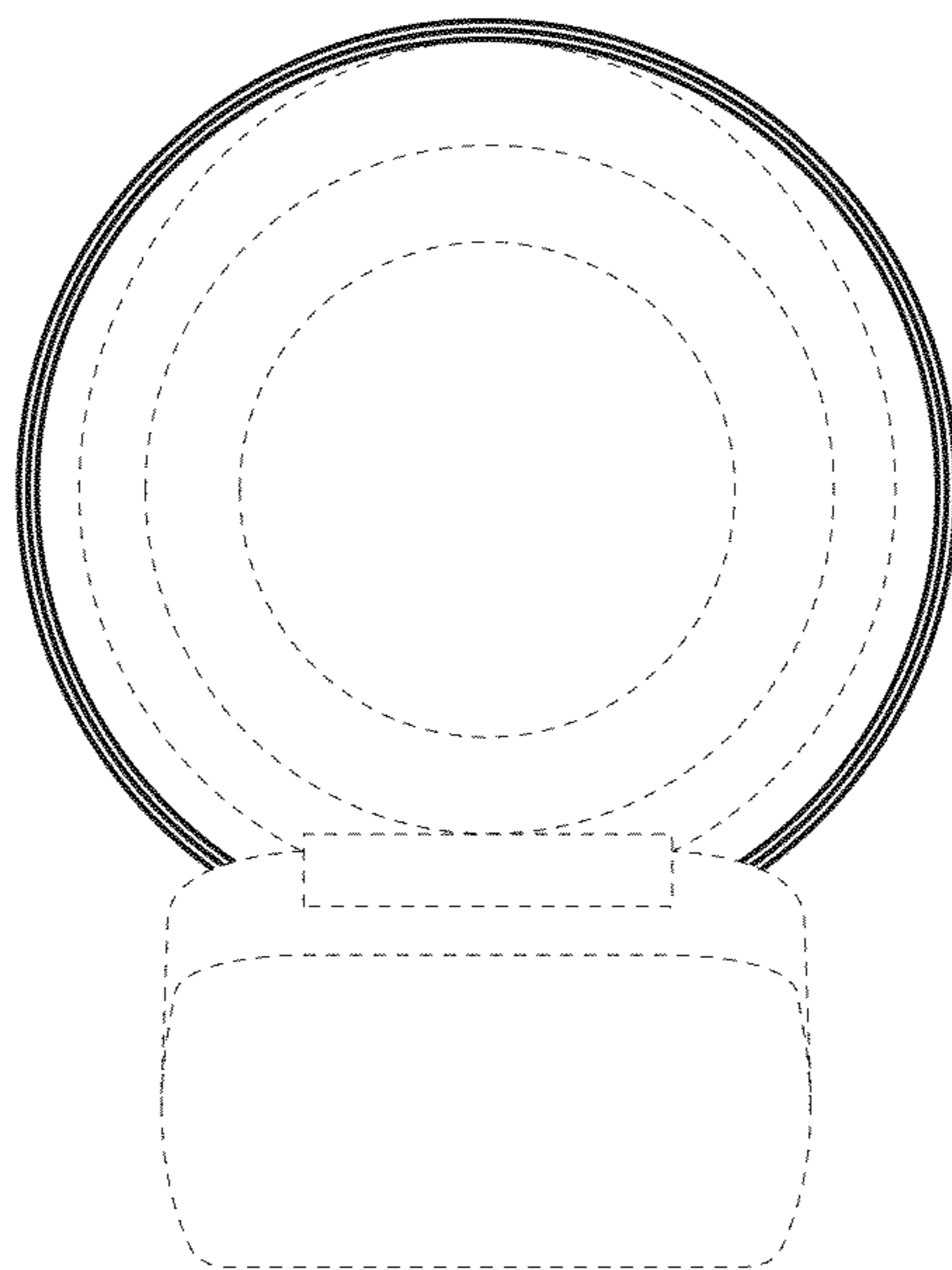


Fig. 5

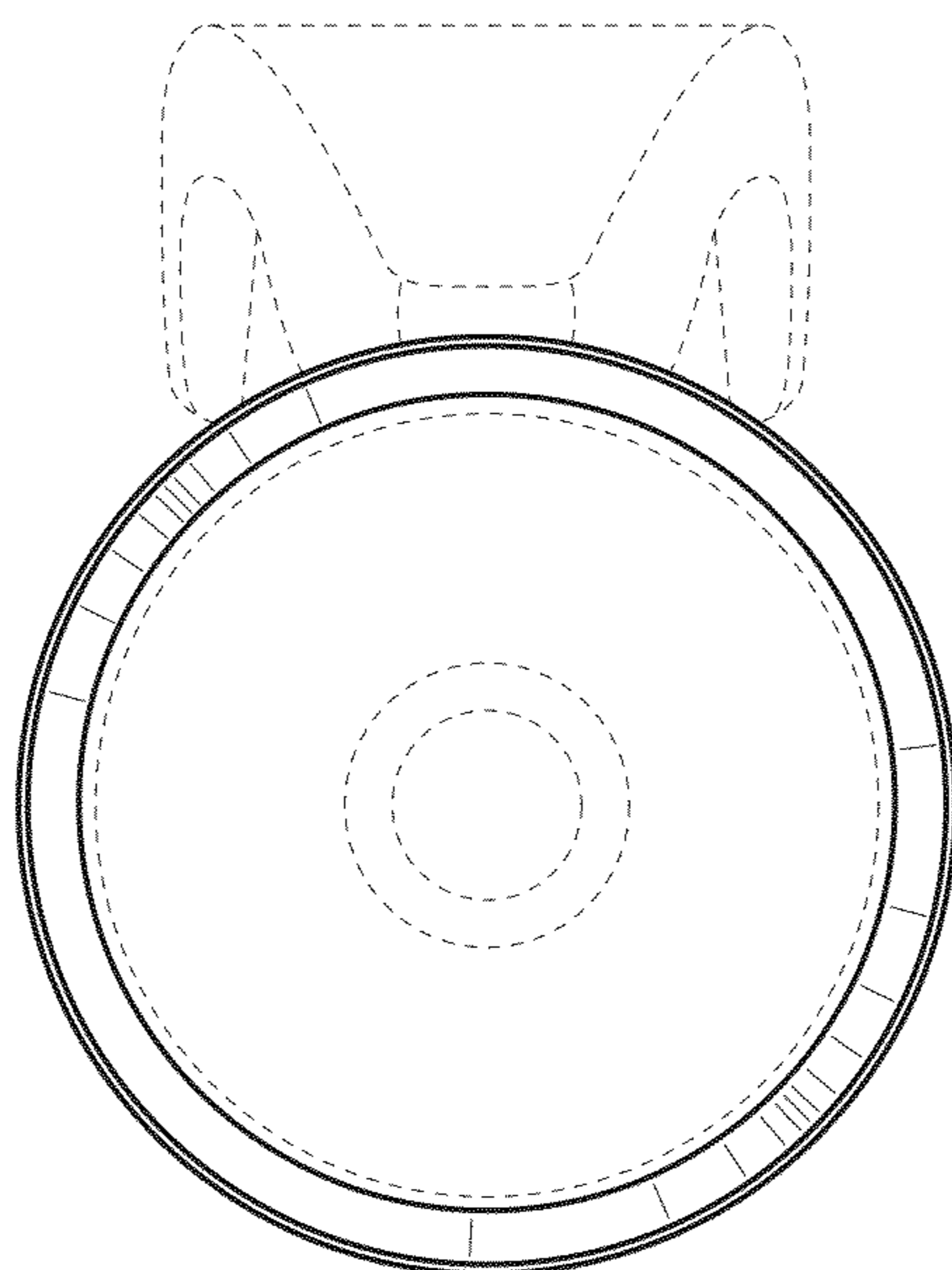


Fig. 6