



US00D684623S

(12) **United States Design Patent**
Tobey

(10) **Patent No.:** **US D684,623 S**
(45) **Date of Patent:** **** Jun. 18, 2013**

(54) **EYEWEAR STRAP COVER**

D377,999 S * 2/1997 Grice D30/145
5,600,855 A 2/1997 Ramirez
D387,797 S 12/1997 Alcock et al.

(75) Inventor: **Karen R. Tobey**, Wilmette, IL (US)

(Continued)

(73) Assignee: **Gogglesmate, Inc.**, Wilmette, IL (US)

OTHER PUBLICATIONS

(**) Term: **14 Years**

International Search Report and Written Opinion for PCT Patent Application No. PCT/US11/66077 dated Apr. 24, 2012, 8 pgs.

(21) Appl. No.: **29/380,391**

(Continued)

(22) Filed: **Dec. 3, 2010**

Related U.S. Application Data

Primary Examiner — Raphael Barkai
Assistant Examiner — Randall Gholson

(63) Continuation-in-part of application No. 29/379,984, filed on Nov. 29, 2010, now abandoned, which is a continuation-in-part of application No. 29/312,503, filed on Oct. 24, 2008, now Pat. No. Des. 628,230.

(74) *Attorney, Agent, or Firm* — Klintworth & Rozenblat IP LLC

(51) **LOC (9) Cl.** **16-06**

(57) **CLAIM**

(52) **U.S. Cl.**

I claim the ornamental design for an eyewear strap cover, as shown and described.

USPC **D16/339**

(58) **Field of Classification Search**

DESCRIPTION

USPC D16/300, 301, 306, 309, 311, 312, D16/330, 339; D2/865, 866, 878; 351/41, 351/44, 48, 59, 156, 157, 158; 359/400; 2/12, 2/13, 452, 426; D3/263, 265, 266
See application file for complete search history.

FIG. 1 is a top rear perspective view of an eyewear strap cover. FIG. 2 is a top view of the eyewear strap cover shown in FIG. 1. FIG. 3 is a front view of the eyewear strap cover shown in FIG. 1. FIG. 4 is a rear view of the eyewear strap cover shown in FIG. 1. FIG. 5 is a bottom view of the eyewear strap cover shown in FIG. 1. FIG. 6 is a right side view of the eyewear strap cover shown in FIG. 1; and, FIG. 7 is a left side view of the eyewear strap cover shown in FIG. 1.

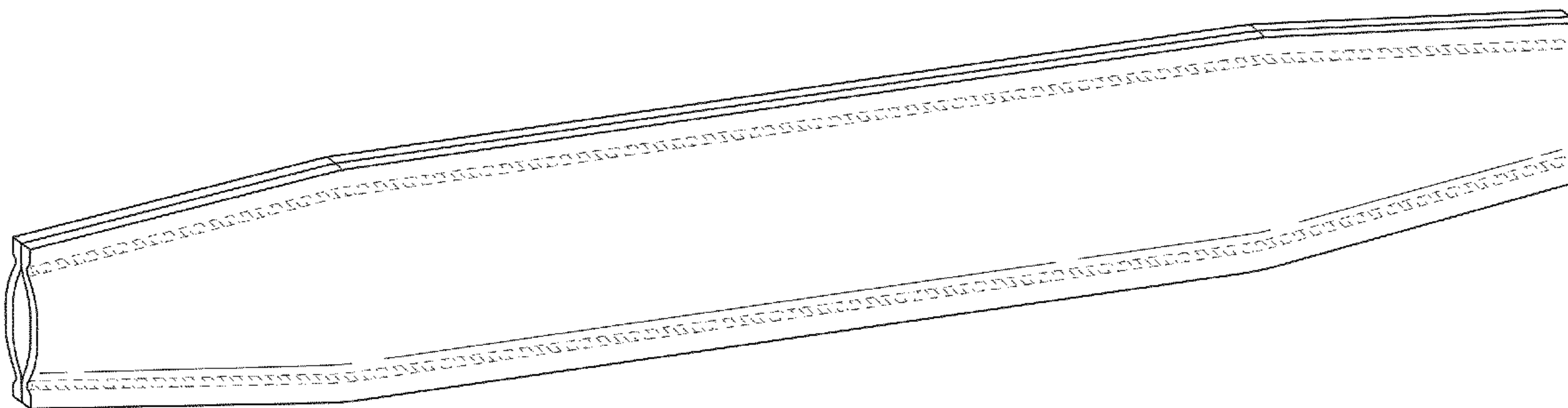
(56) **References Cited**

The portions of the eyewear strap cover and environment shown in broken lines are for illustrative purposes only and form no part of the claimed design.

U.S. PATENT DOCUMENTS

2,643,380	A	6/1953	Blair	
D294,710	S	3/1988	Witzel	
D305,901	S	2/1990	Witzel	
5,003,640	A	4/1991	Pizzacar	
5,087,118	A	2/1992	Gill	
D330,717	S	11/1992	Rupert et al.	
5,287,559	A	2/1994	Christiansen et al.	
5,428,844	A	7/1995	Dougherty	
D361,081	S	8/1995	Pardinas	
5,517,695	A	5/1996	Murray	
5,575,042	A *	11/1996	Kalbach	24/3.3
5,595,332	A	1/1997	Freedman	

1 Claim, 4 Drawing Sheets



US D684,623 S

Page 2

U.S. PATENT DOCUMENTS

5,857,220 A 1/1999 Erny et al.
D411,562 S 6/1999 Riley
6,279,168 B1 8/2001 Bean
6,322,149 B1 11/2001 Conforti et al.
6,658,664 B1 12/2003 Verhoeven
6,807,680 B2 10/2004 Slood
D628,230 S 11/2010 Tobey
7,833,085 B2 11/2010 Crouch
2007/0113326 A1 5/2007 Pennell et al.
2008/0216214 A1 9/2008 Dolby
2010/0071118 A1 3/2010 Tobey

OTHER PUBLICATIONS

Office Action for U.S. Appl. No. 12/973,165 dated Apr. 13, 2012, 6
pgs.

Office Action dated Feb. 28, 2012 for U.S. Appl. No. 12/565,804,
8pgs.

* cited by examiner

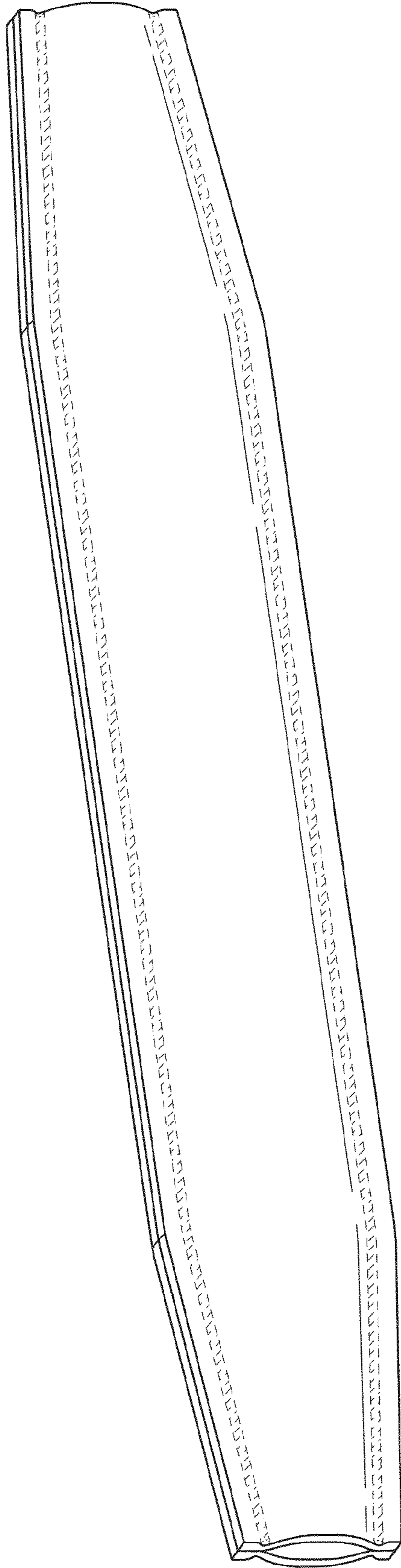


FIG. 1

Fig. 2




Fig. 3




Fig. 4

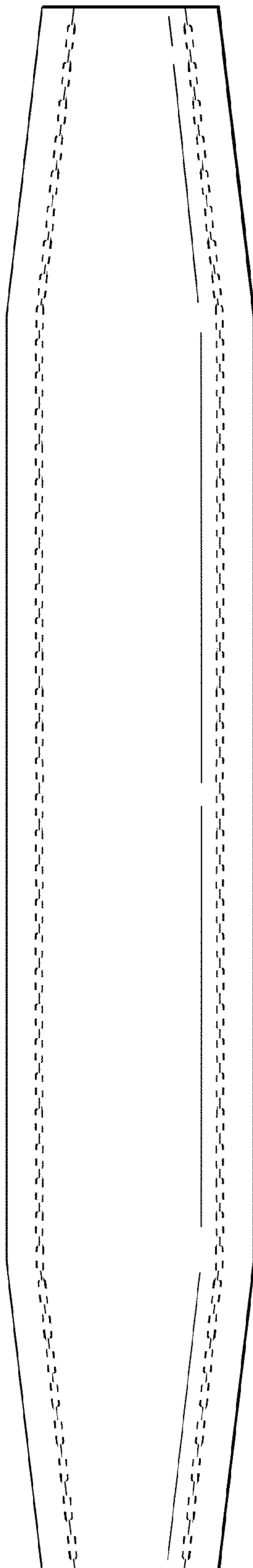
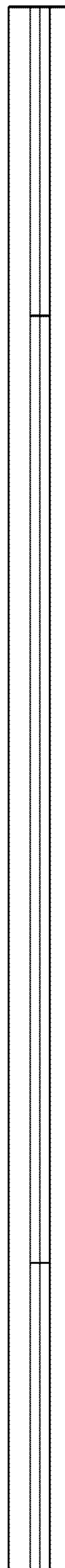


Fig. 5



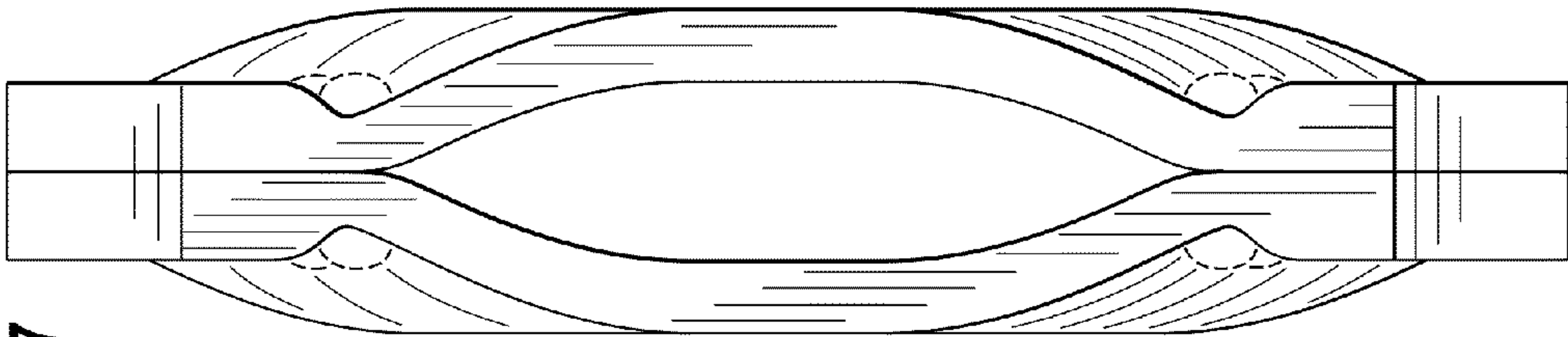


Fig. 7

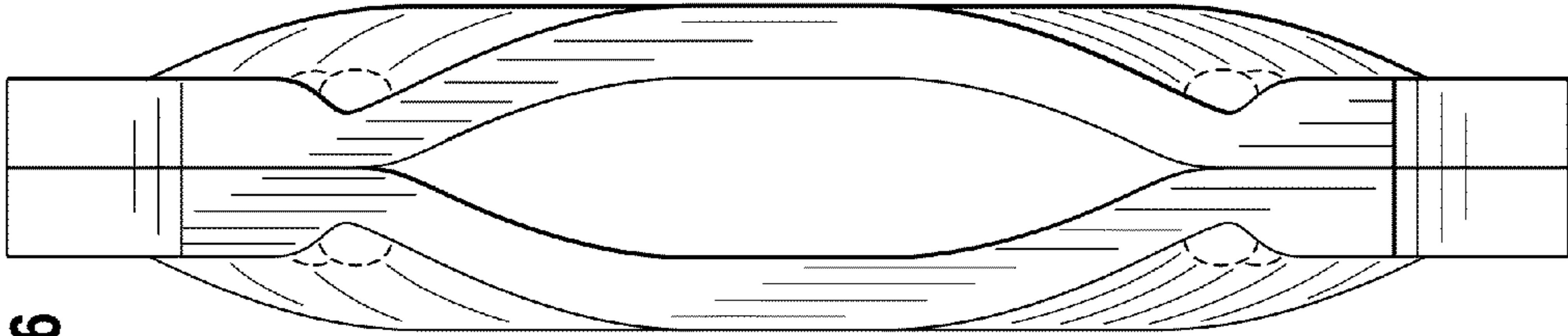


Fig. 6