



US00D684575S

(12) **United States Design Patent**  
**Taunay da Graça Couto**

(10) **Patent No.:** **US D684,575 S**  
(45) **Date of Patent:** **\*\* Jun. 18, 2013**

(54) **CARD READER TERMINAL**  
(71) Applicant: **Redecard S/A, Tamboré (BR)**  
(72) Inventor: **Ana Luiza Taunay da Graça Couto,**  
**Jardim Botânico (BR)**  
(73) Assignee: **Redecard S/A, Tambore, Barueri, SP**  
**(BR)**  
(\*\*) Term: **14 Years**

D394,428 S *	5/1998	Copeland et al. ....	D14/387
D395,287 S *	6/1998	Fushiya et al. ....	D14/387
D414,870 S *	10/1999	Saltzstein et al. ....	D24/186
D423,470 S *	4/2000	Neifer et al. ....	D14/385
D426,833 S *	6/2000	Vanelli .....	D14/387
D448,770 S *	10/2001	Morimiya .....	D14/385
D466,898 S *	12/2002	Hoornaert et al. ....	D14/387
D518,051 S *	3/2006	Castro .....	D14/387
D572,023 S *	7/2008	Park .....	D6/300
D572,025 S *	7/2008	Kwon .....	D6/308
D628,534 S *	12/2010	Daniel .....	D13/102
D644,168 S *	8/2011	Bishay et al. ....	D13/102
D675,617 S *	2/2013	Daniel .....	D14/385

(21) Appl. No.: **29/438,368**

\* cited by examiner

(22) Filed: **Nov. 29, 2012**

*Primary Examiner* — Austin Murphy

(30) **Foreign Application Priority Data**

(74) *Attorney, Agent, or Firm* — Kilpatrick Townsend & Stockton LLP

Jun. 27, 2012 (BR) ..... 3020120032040

(51) **LOC (9) Cl.** ..... **14-02**

(52) **U.S. Cl.**  
USPC ..... **D14/385**

(58) **Field of Classification Search**  
USPC ..... D14/356–358, 383–385, 420, 426,  
D14/427, 432–439, 447, 453, 454, 217, 253,  
D14/299; D13/107, 108, 133, 146, 147, 152,  
D13/154, 156, 158, 162, 162.1, 168, 173,  
D13/177, 102; 235/441, 451, 492, 380, 439,  
235/375; 361/679.31, 600, 679.01, 679.02  
See application file for complete search history.

(56) **References Cited**

**U.S. PATENT DOCUMENTS**

D390,204 S *	2/1998	De La Fuenie Monge ..	D14/387
D394,427 S *	5/1998	Copeland et al. ....	D14/387

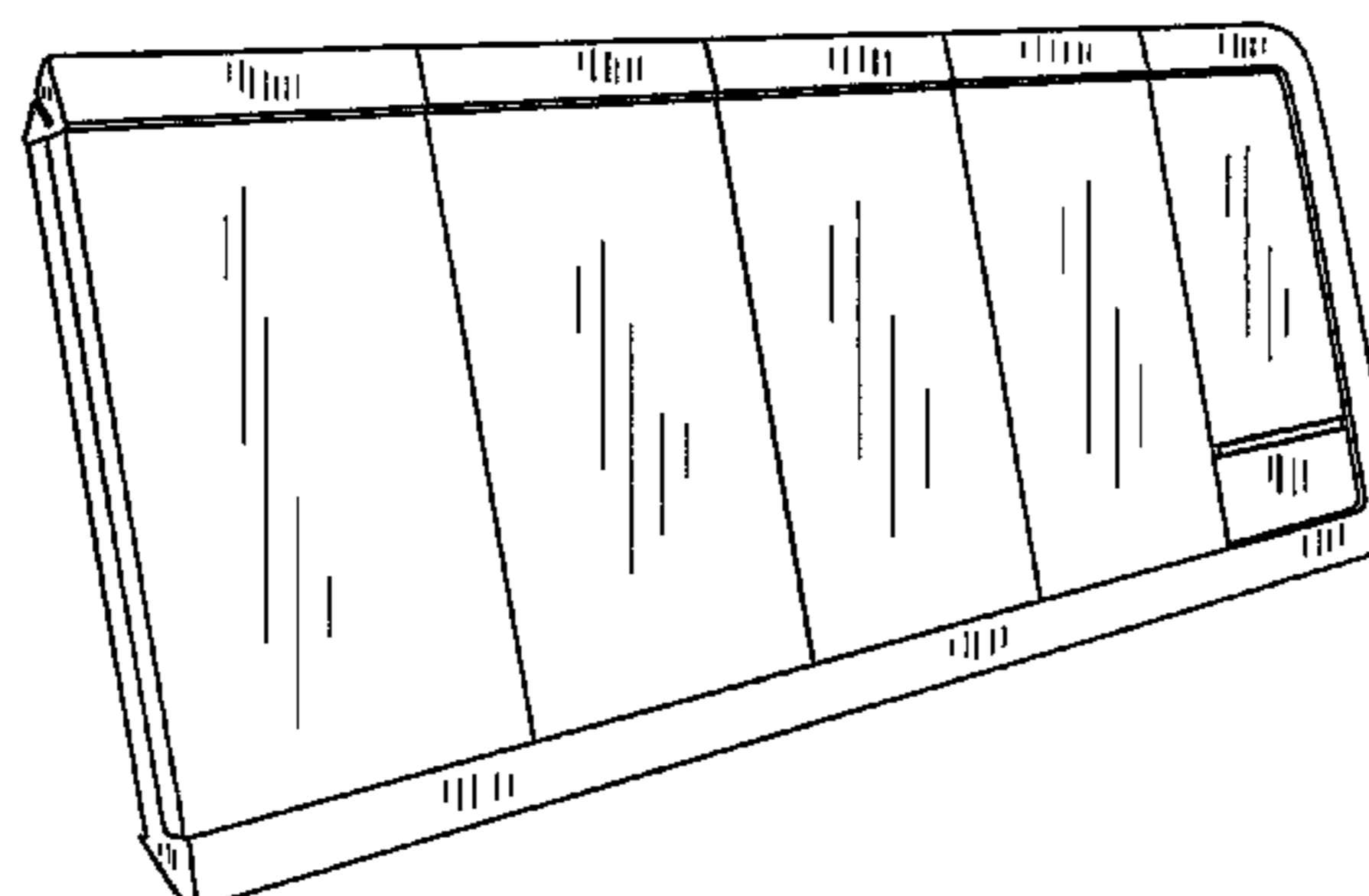
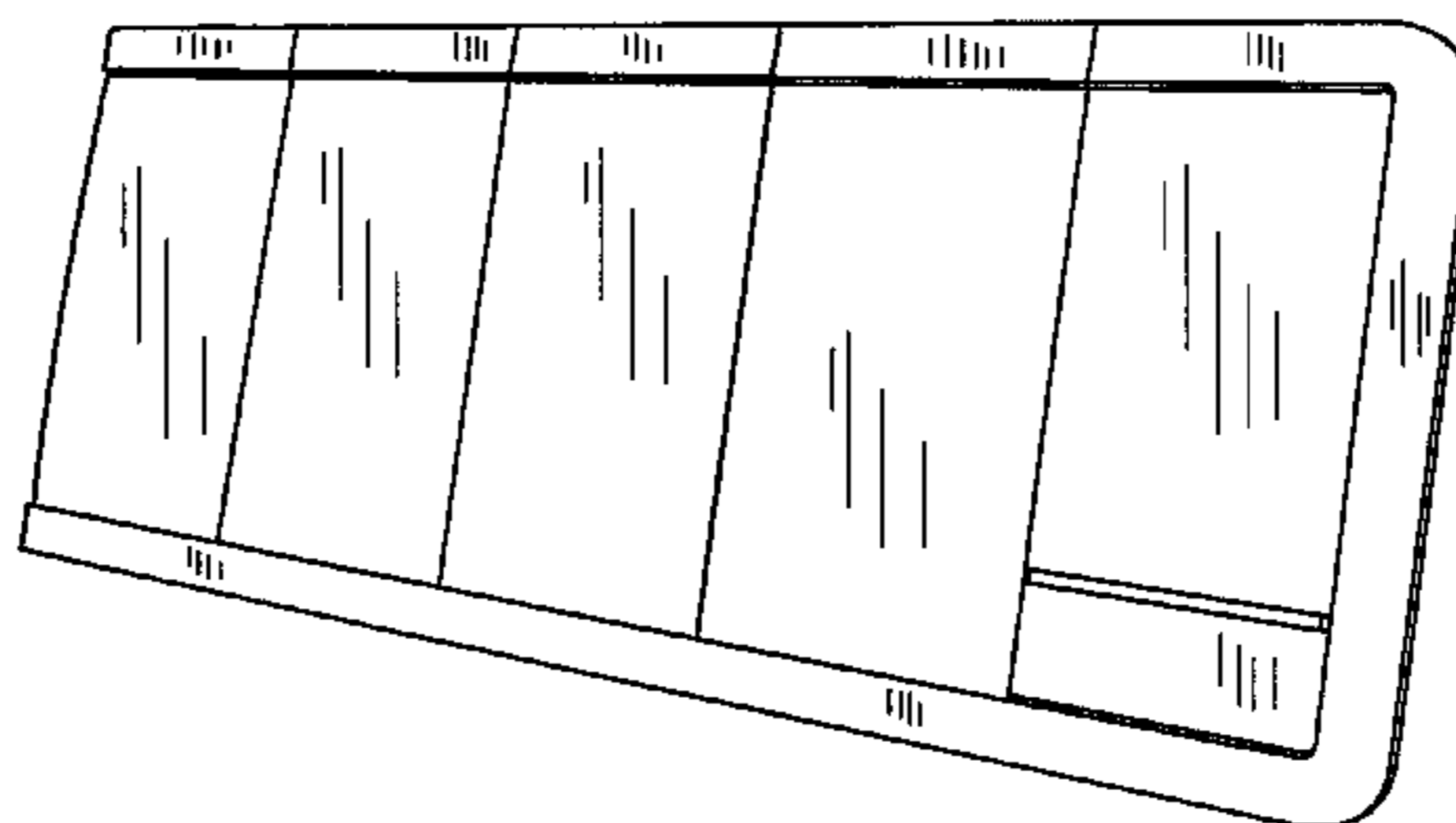
(57) **CLAIM**

The ornamental design for the card reader terminal, as shown and described.

**DESCRIPTION**

FIG. 1 is a perspective view of the card reader terminal from the front;  
FIG. 2 is another perspective view from the front;  
FIG. 3 is a perspective view from the rear;  
FIG. 4 is a front view;  
FIG. 5 is a rear view;  
FIG. 6 is a view from one side;  
FIG. 7 is a view from the opposite side; and,  
FIG. 8 is a bottom view.

**1 Claim, 6 Drawing Sheets**



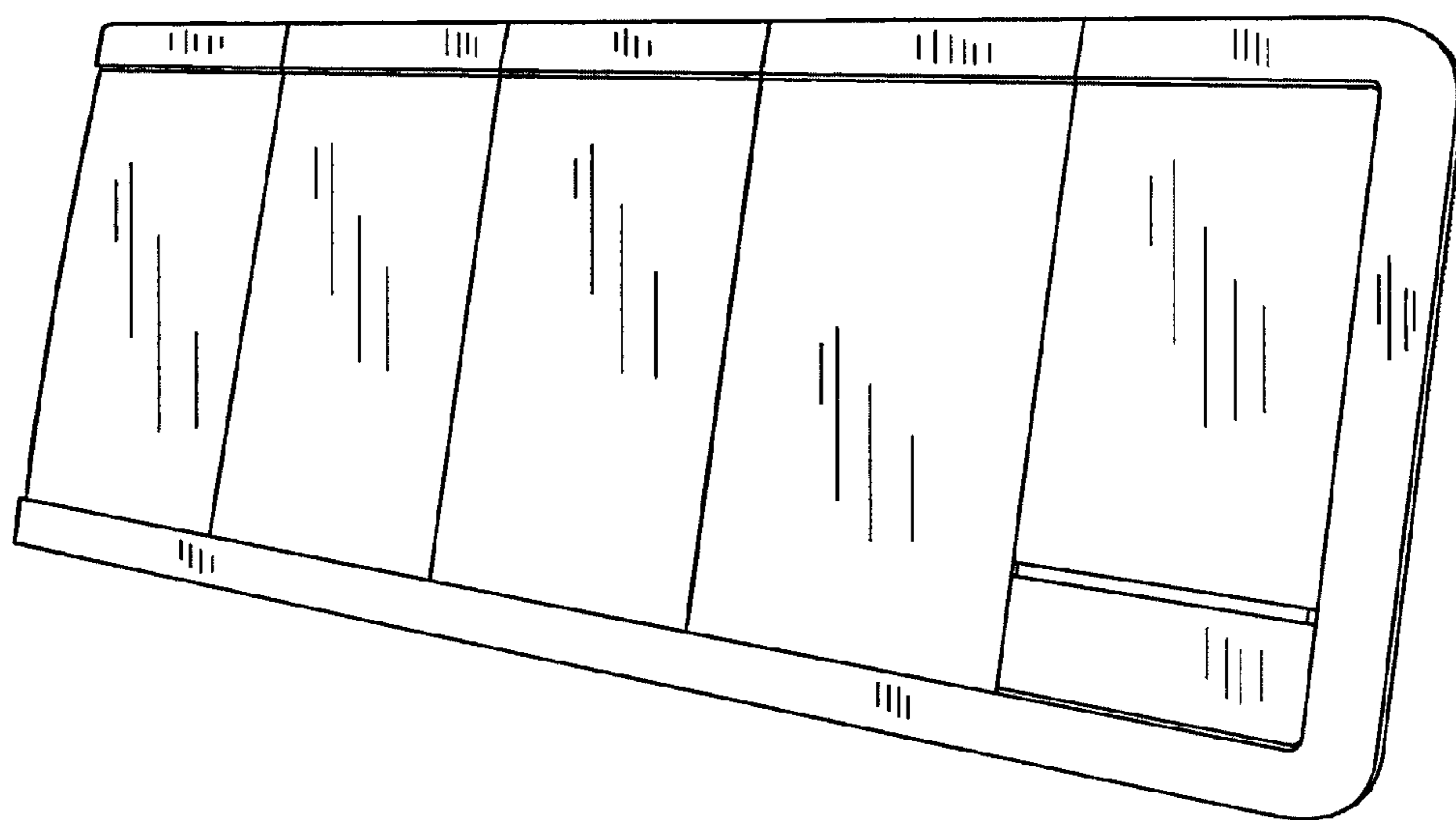


FIG. 1

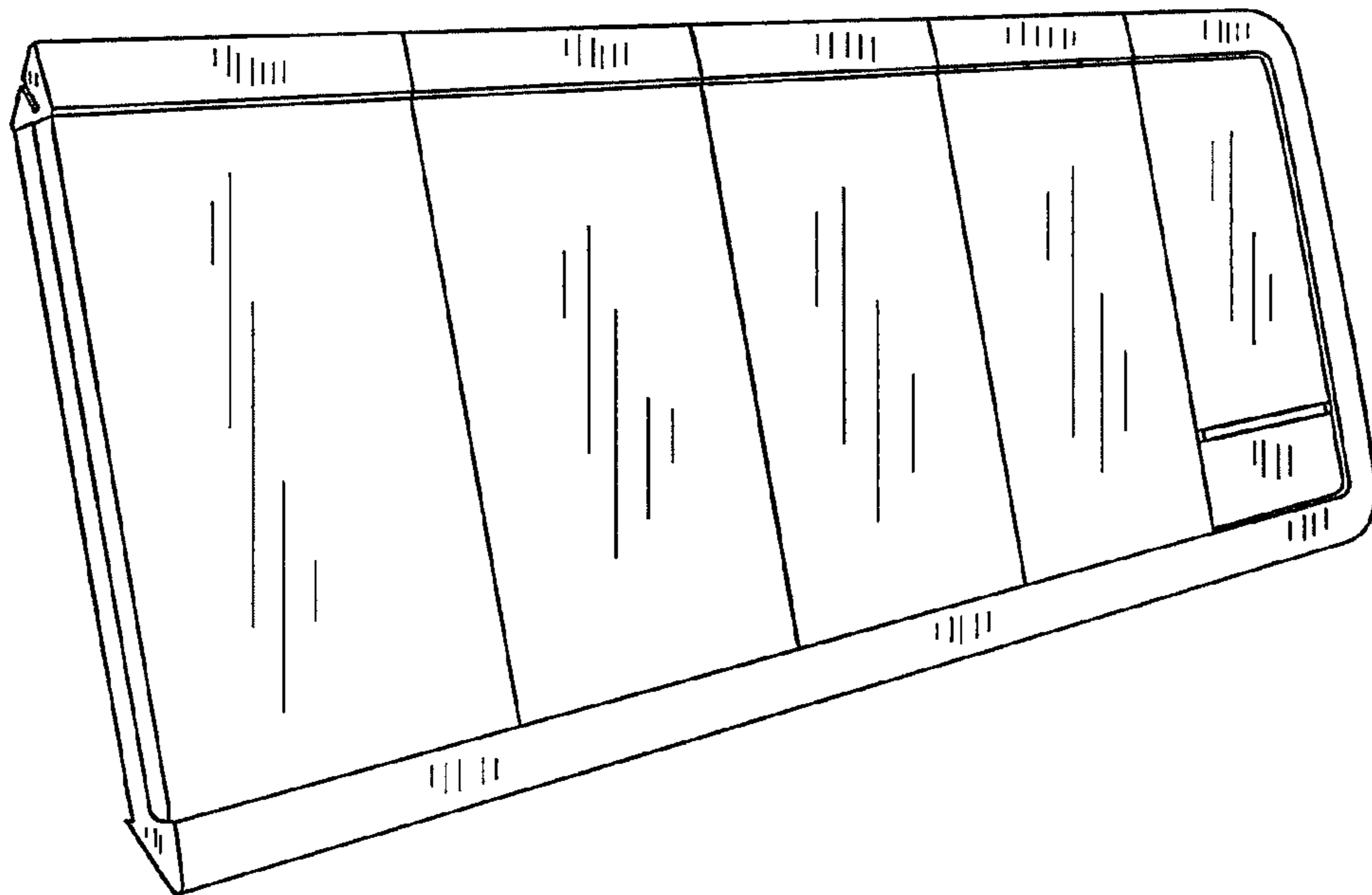


FIG.2

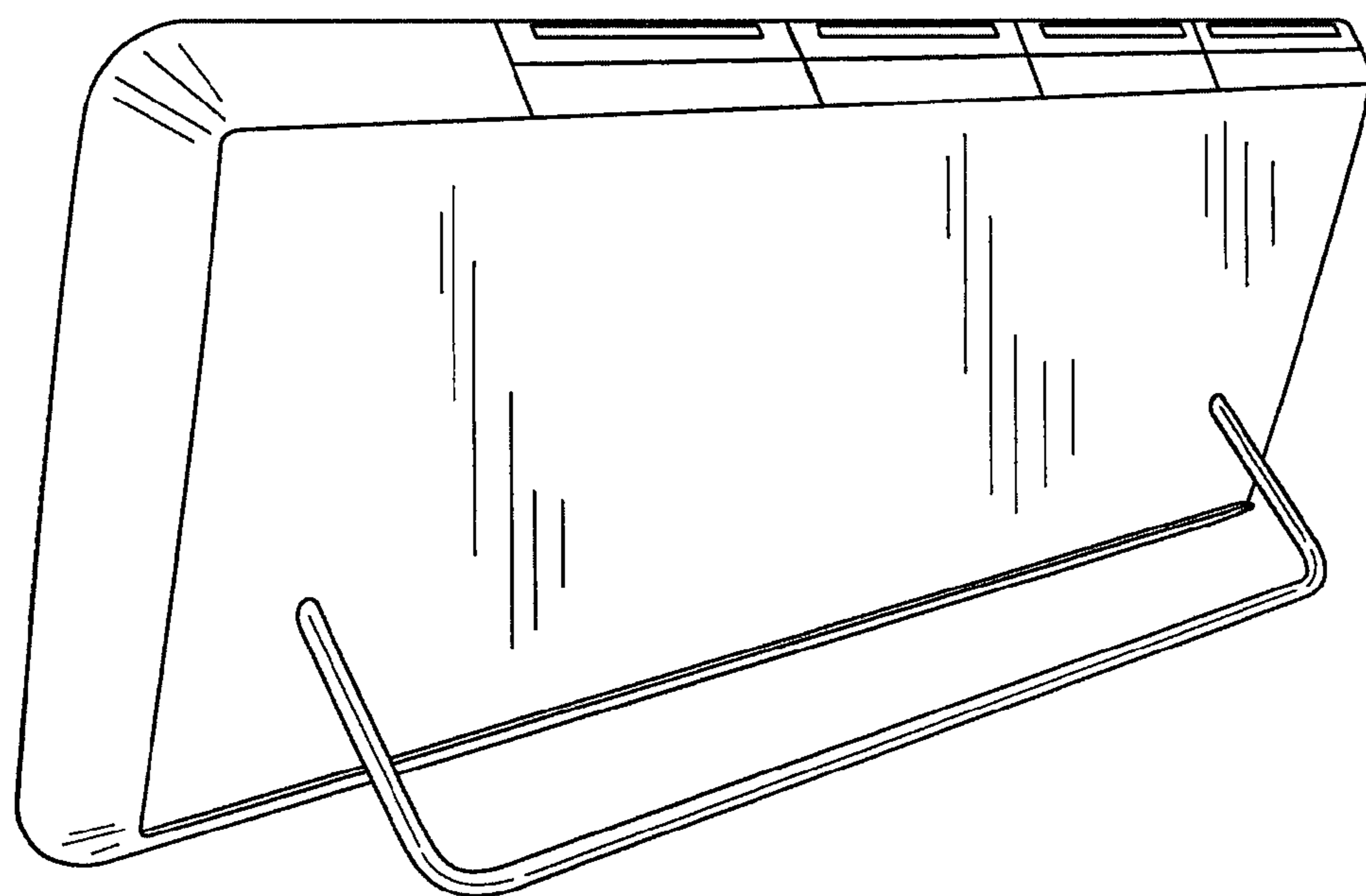


FIG.3




FIG.4




FIG.5

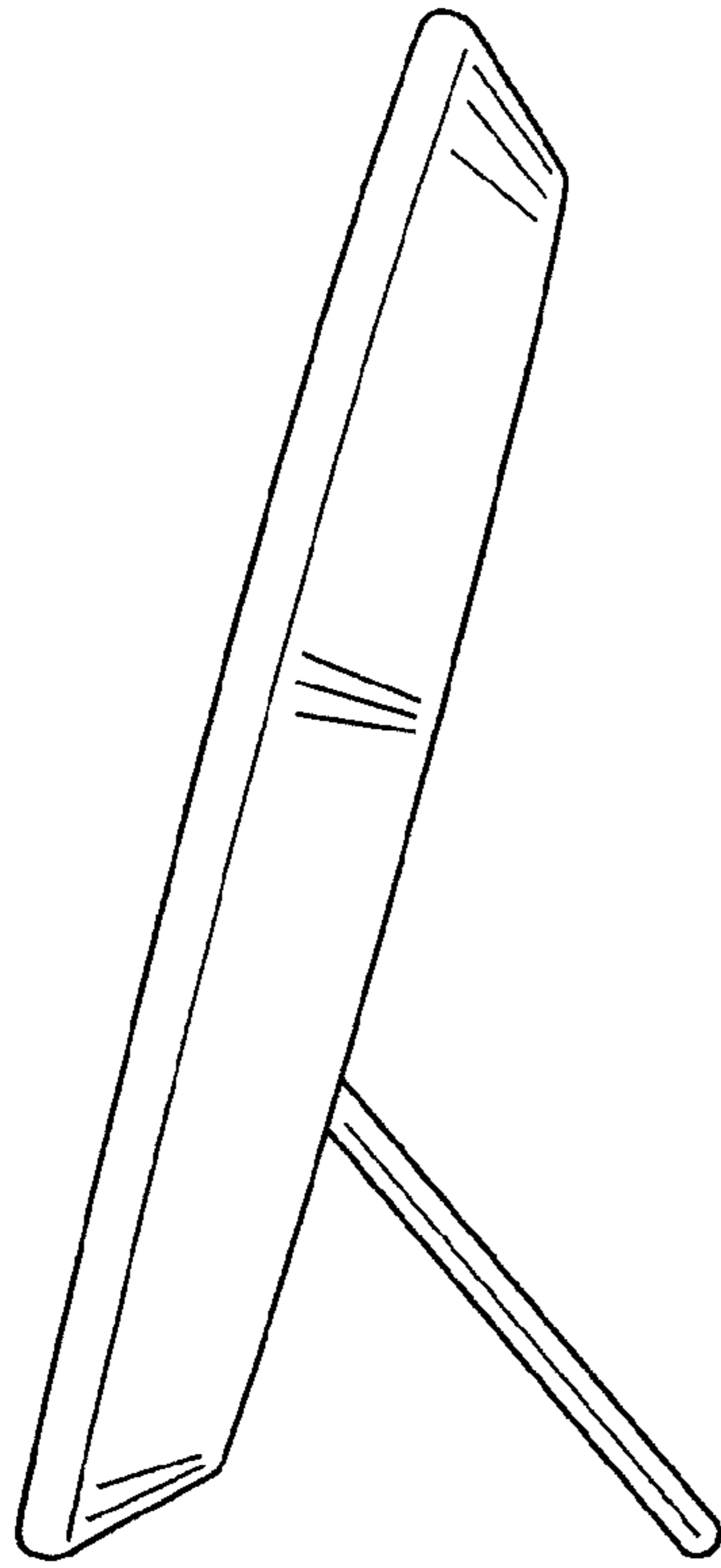


FIG. 6

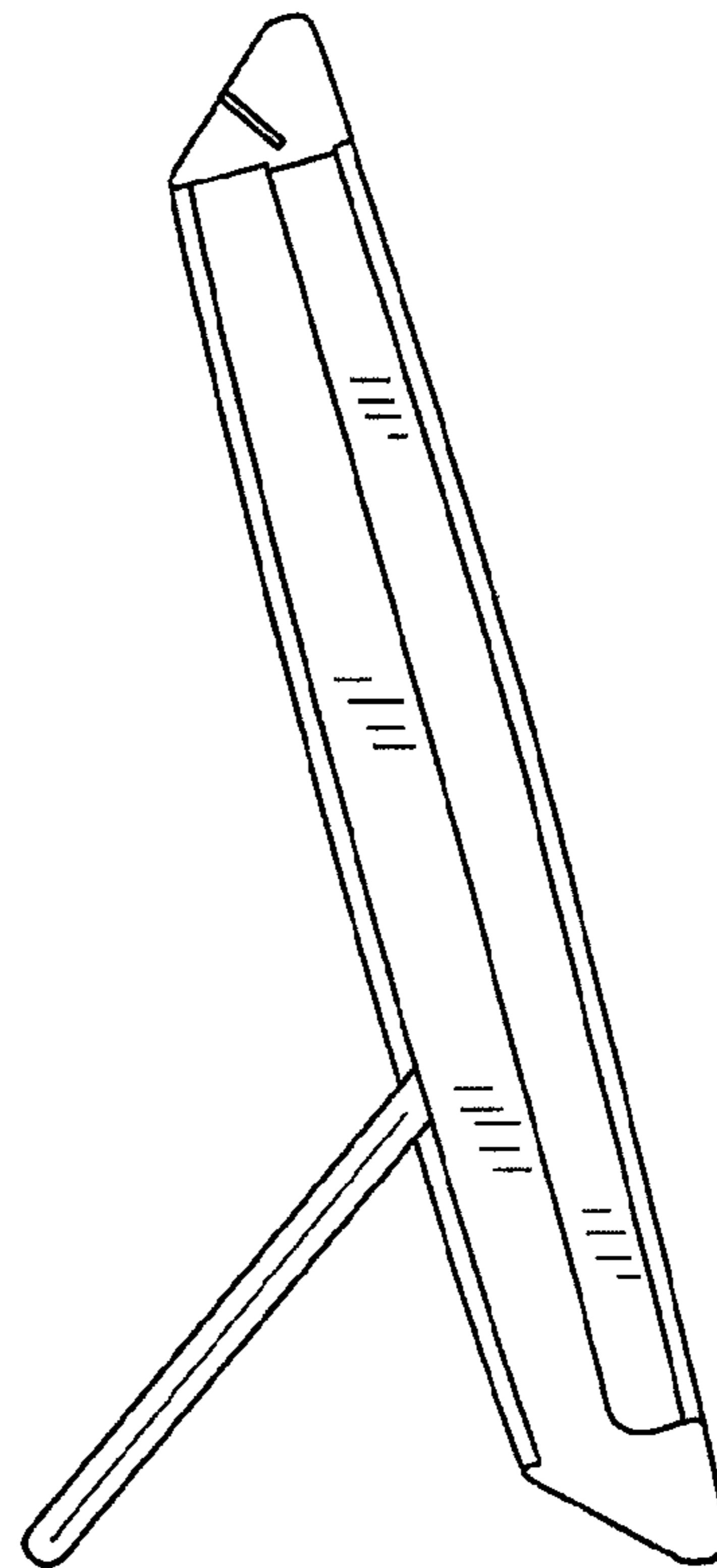


FIG. 7




FIG. 8