



US00D684570S

(12) **United States Design Patent**
Akana et al.

(10) **Patent No.:** **US D684,570 S**
(45) **Date of Patent:** **** Jun. 18, 2013**

(54) **ELECTRONIC DEVICE**

345/169, 173; 361/679.02, 679.09, 679.26,
361/679.27; 348/373; 715/783

(75) Inventors: **Jody Akana**, San Francisco, CA (US);
Bartley K. Andre, Menlo Park, CA
(US); **Jeremy Bataillou**, San Francisco,
CA (US); **Daniel J. Coster**, San
Francisco, CA (US); **Daniele De Iulliis**,
San Francisco, CA (US); **Evans**
Hankey, San Francisco, CA (US);
Richard P. Howarth, San Francisco, CA
(US); **Jonathan P. Ive**, San Francisco,
CA (US); **Duncan Robert Kerr**, San
Francisco, CA (US); **Shin Nishibori**,
Portola Valley, CA (US); **Matthew Dean**
Rohrbach, San Francisco, CA (US);
Peter Russell-Clarke, San Francisco,
CA (US); **Christopher J. Stringer**,
Woodside, CA (US); **Eugene Antony**
Whang, San Francisco, CA (US); **Rico**
Zorkendorfer, San Francisco, CA (US)

See application file for complete search history.

(56) **References Cited**

U.S. PATENT DOCUMENTS

6,067,224 A	5/2000	Nobuchi
D431,821 S	10/2000	Mizuno
D451,505 S	12/2001	Iseki et al.
D463,797 S	10/2002	Andre et al.
D491,177 S	6/2004	Andre et al.
D493,785 S	8/2004	Andre et al.
D517,063 S	3/2006	Nakajima et al.
D523,429 S	6/2006	Lin
D524,306 S	7/2006	Yun et al.
D533,894 S	12/2006	Chan
D558,752 S	1/2008	Andre et al.
D558,753 S	1/2008	Andre et al.
D571,364 S	6/2008	Andre et al.

(Continued)

Primary Examiner — Freda S Nunn

(74) *Attorney, Agent, or Firm* — SAIDMAN DesignLaw
Group

(73) Assignee: **Apple Inc.**, Cupertino, CA (US)

(**) Term: **14 Years**

(21) Appl. No.: **29/425,334**

(22) Filed: **Jun. 21, 2012**

(57) **CLAIM**

The ornamental design for an electronic device, as shown and
described.

DESCRIPTION

FIG. 1 is a front, top perspective view of an electronic device
shown in an open position, showing our new design;
FIG. 2 is an enlarged fragmented front, top perspective view
thereof; and,

FIG. 3 is a cross-sectional view thereof taken along line 3-3 of
FIG. 2.

The dashed broken lines illustrate environmental structure
which forms no part of the claimed design. The dotted broken
lines define the bounds of the claimed design. The dash-dash-
long dash broken lines represent breakaways. The broken
lines themselves form no part of the claimed design.

Related U.S. Application Data

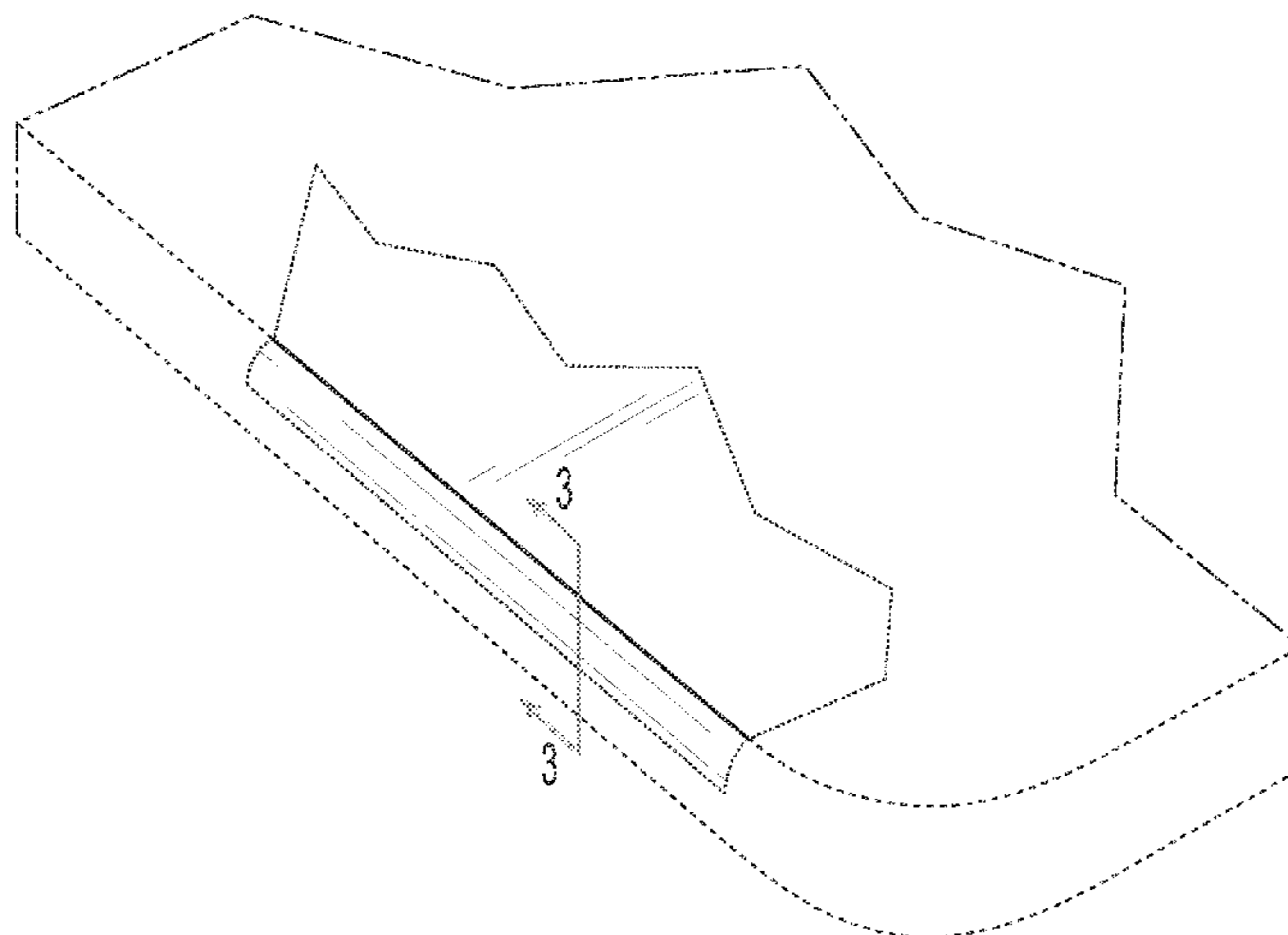
(62) Division of application No. 29/397,333, filed on Jul.
14, 2011, now Pat. No. Des. 664,531, which is a
division of application No. 29/345,279, filed on Oct.
13, 2009, now Pat. No. Des. 644,641.

(51) **LOC (9) Cl.** **14-02**

(52) **U.S. Cl.**
USPC **D14/315**

(58) **Field of Classification Search**
USPC ... D14/315-327; D18/1, 2, 7, 11; 235/145 A,
235/145 R; 341/22, 23; 345/156, 157, 168,

1 Claim, 3 Drawing Sheets



US D684,570 S

Page 2

U.S. PATENT DOCUMENTS

D572,247 S	7/2008	Andre et al.	D604,290 S	11/2009	Andre et al.	
D574,378 S	8/2008	Andre et al.	D604,292 S	11/2009	Andre et al.	
D580,431 S	11/2008	Morita	D644,641 S *	9/2011	Akana et al.	D14/315
D587,260 S	2/2009	Marsh et al.	D664,531 S *	7/2012	Akana et al.	D14/315
D589,507 S	3/2009	Andre et al.	2005/0018396 A1	1/2005	Nakajima et al.	
D595,712 S	7/2009	Guery et al.	2005/0041378 A1	2/2005	Hamada et al.	

* cited by examiner

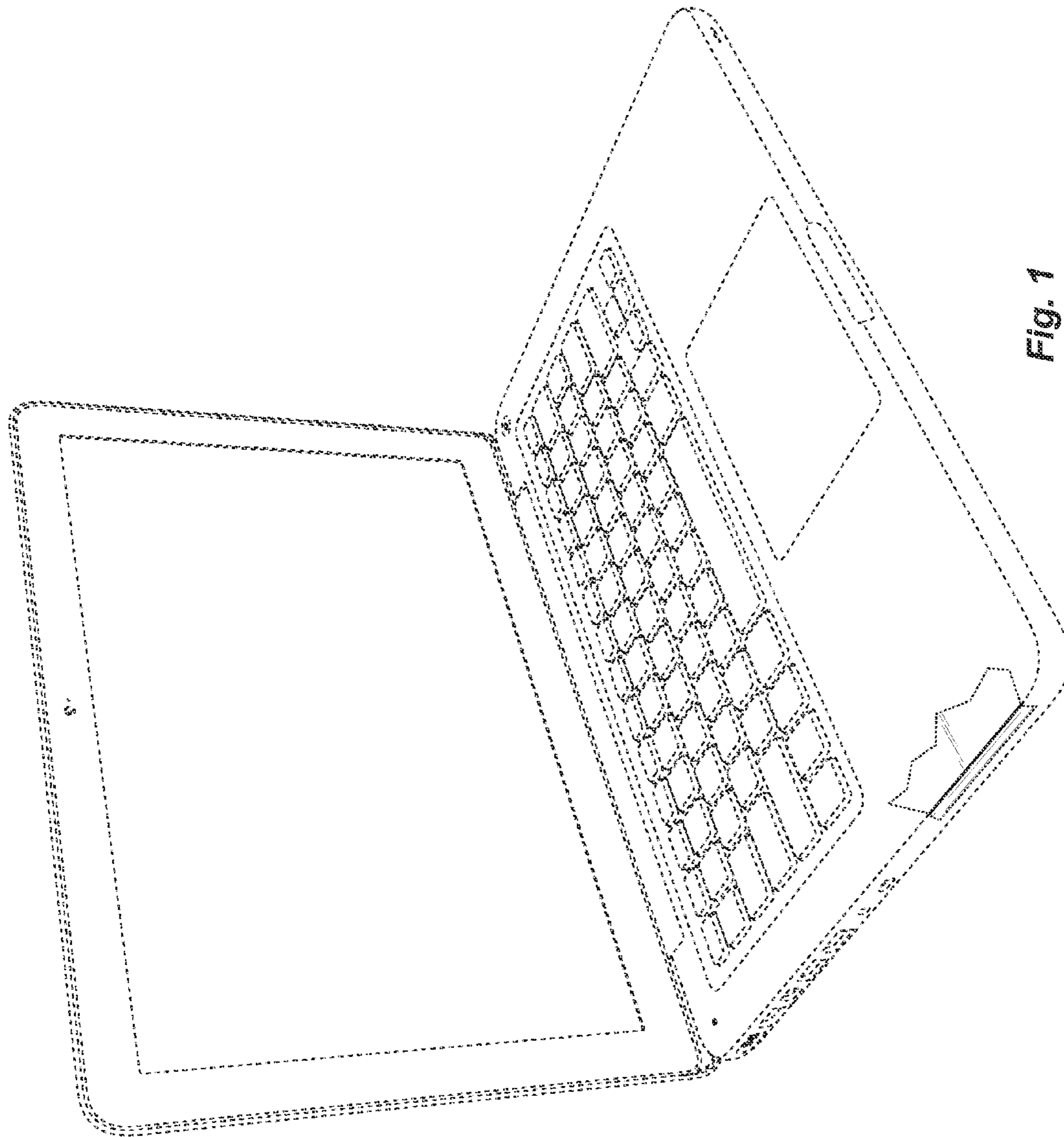


Fig. 1

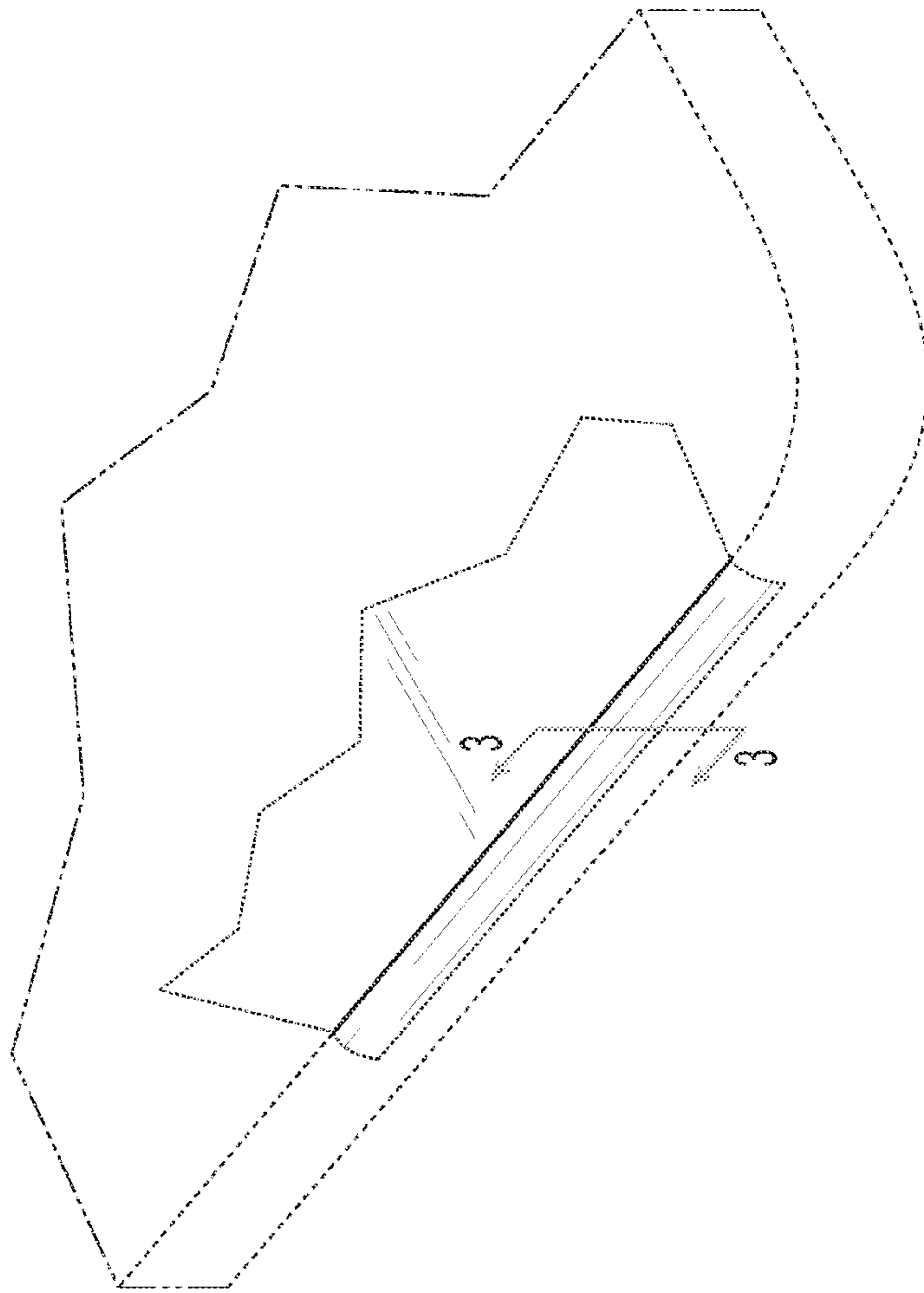


FIG. 2

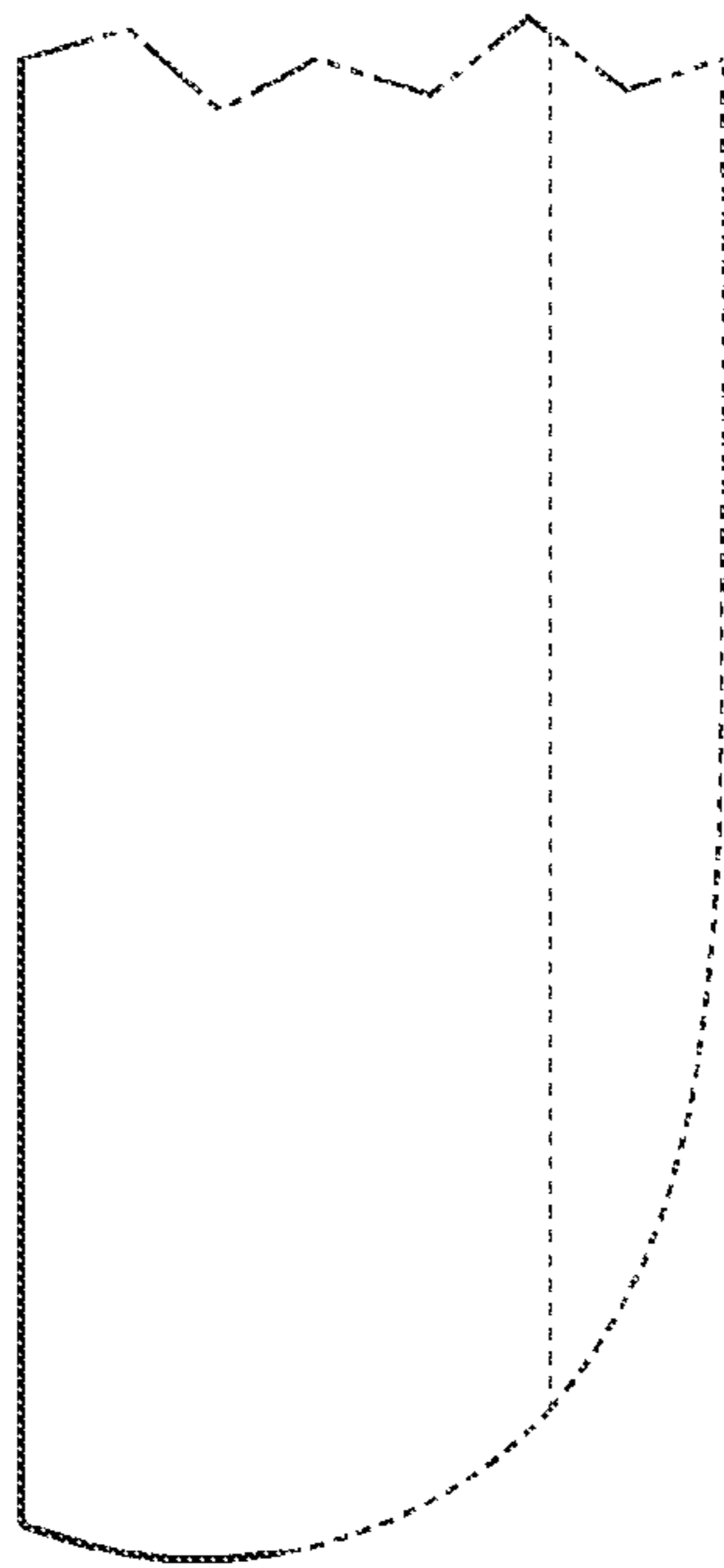


Fig. 3