



US00D684564S

(12) **United States Design Patent**
Forster

(10) **Patent No.:** **US D684,564 S**
(45) **Date of Patent:** **** Jun. 18, 2013**

- (54) **RFID ANTENNA**
- (71) Applicant: **Avery Dennison Corporation,**
Pasadena, CA (US)
- (72) Inventor: **Ian J. Forster,** Essex (GB)
- (73) Assignee: **Avery Dennison Corporation,**
Pasadena, CA (US)
- (**) Term: **14 Years**
- (21) Appl. No.: **29/434,366**
- (22) Filed: **Oct. 12, 2012**
- (51) **LOC (9) Cl.** **14-03**
- (52) **U.S. Cl.**
USPC **D14/230**
- (58) **Field of Classification Search**
USPC D14/138, 230–238, 299, 358; D12/42,
D12/43; 343/700 MS, 700 R–705, 711–713,
343/735, 736, 741, 748, 767, 795, 819, 840,
343/846, 866, 871–908; 455/90.2, 90.3, 91,
455/128, 269, 344, 347, 562.1; 333/193,
333/195

See application file for complete search history.

(56) **References Cited**

U.S. PATENT DOCUMENTS

- 5,926,139 A * 7/1999 Korisch 343/702
- 6,252,552 B1 * 6/2001 Tarvas et al. 343/700 MS

- 6,693,594 B2 * 2/2004 Pankinaho et al. 343/700 MS
- D501,847 S * 2/2005 Iwai et al. D14/230
- 7,079,079 B2 * 7/2006 Jo et al. 343/700 MS
- D535,647 S * 1/2007 Hall et al. D14/230
- D562,311 S * 2/2008 Chen et al. D14/230
- D606,053 S * 12/2009 Wu et al. D14/230
- D635,965 S * 4/2011 Mi et al. D14/230
- D649,962 S * 12/2011 Tseng et al. D14/230
- D654,061 S * 2/2012 Tseng et al. D14/230
- D656,131 S * 3/2012 Suleiman et al. D14/230
- D658,639 S * 5/2012 Huang et al. D14/230
- D659,685 S * 5/2012 Huang et al. D14/230
- D666,584 S * 9/2012 Gladstone D14/230
- D668,640 S * 10/2012 Matsumoto et al. D14/230
- D671,097 S * 11/2012 Mi et al. D14/230
- 2004/0080457 A1 * 4/2004 Guo et al. 343/700 MS
- 2012/0306703 A1 * 12/2012 Komaki et al. 343/700 MS

* cited by examiner

Primary Examiner — John Windmuller

(74) *Attorney, Agent, or Firm* — Avery Dennison Corporation

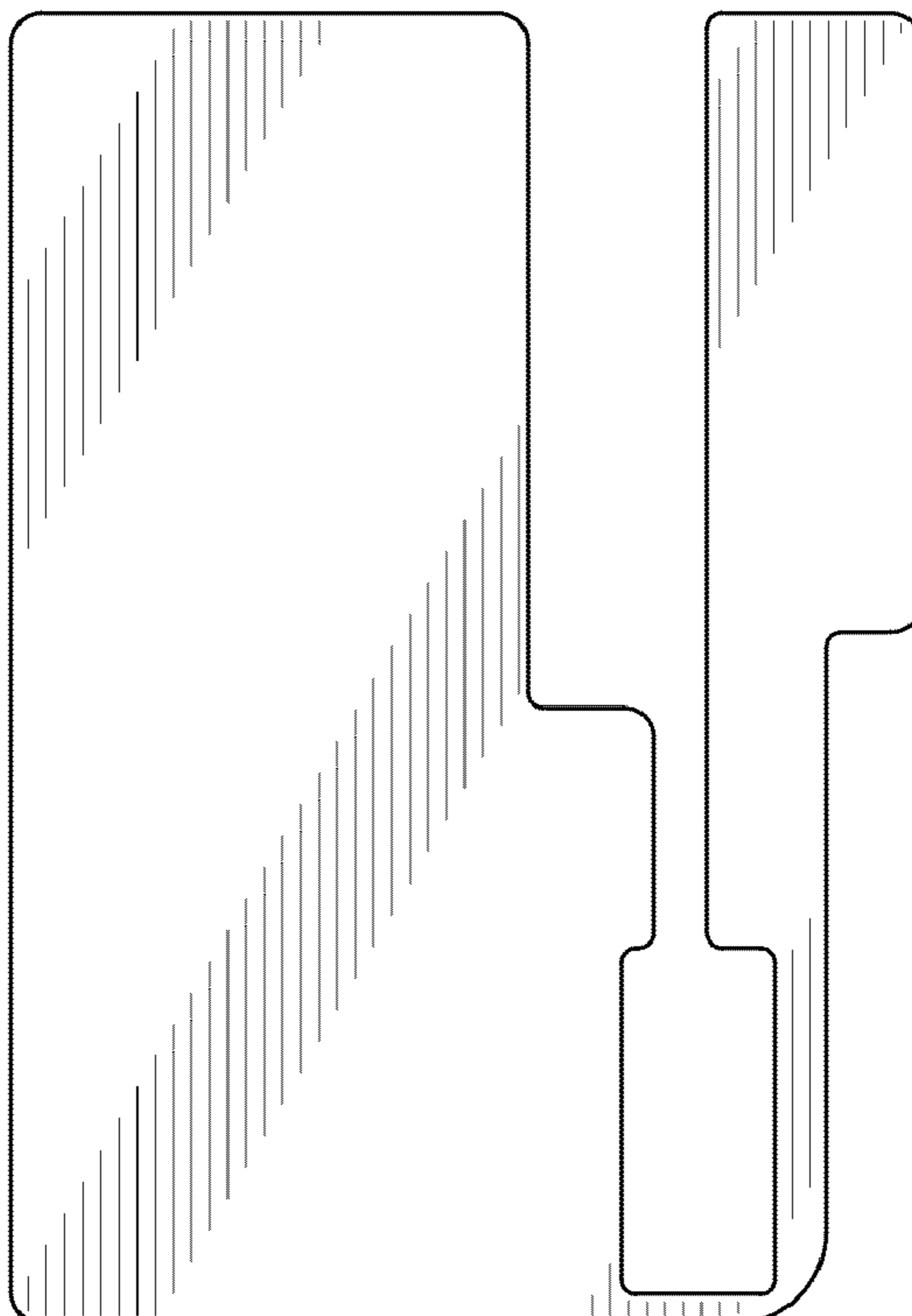
(57) **CLAIM**

The ornamental design for an RFID antenna, as shown and described.

DESCRIPTION

FIG. 1 is an isometric view of an RFID antenna showing my new design; and, FIG. 2 is a top view thereof.

1 Claim, 1 Drawing Sheet



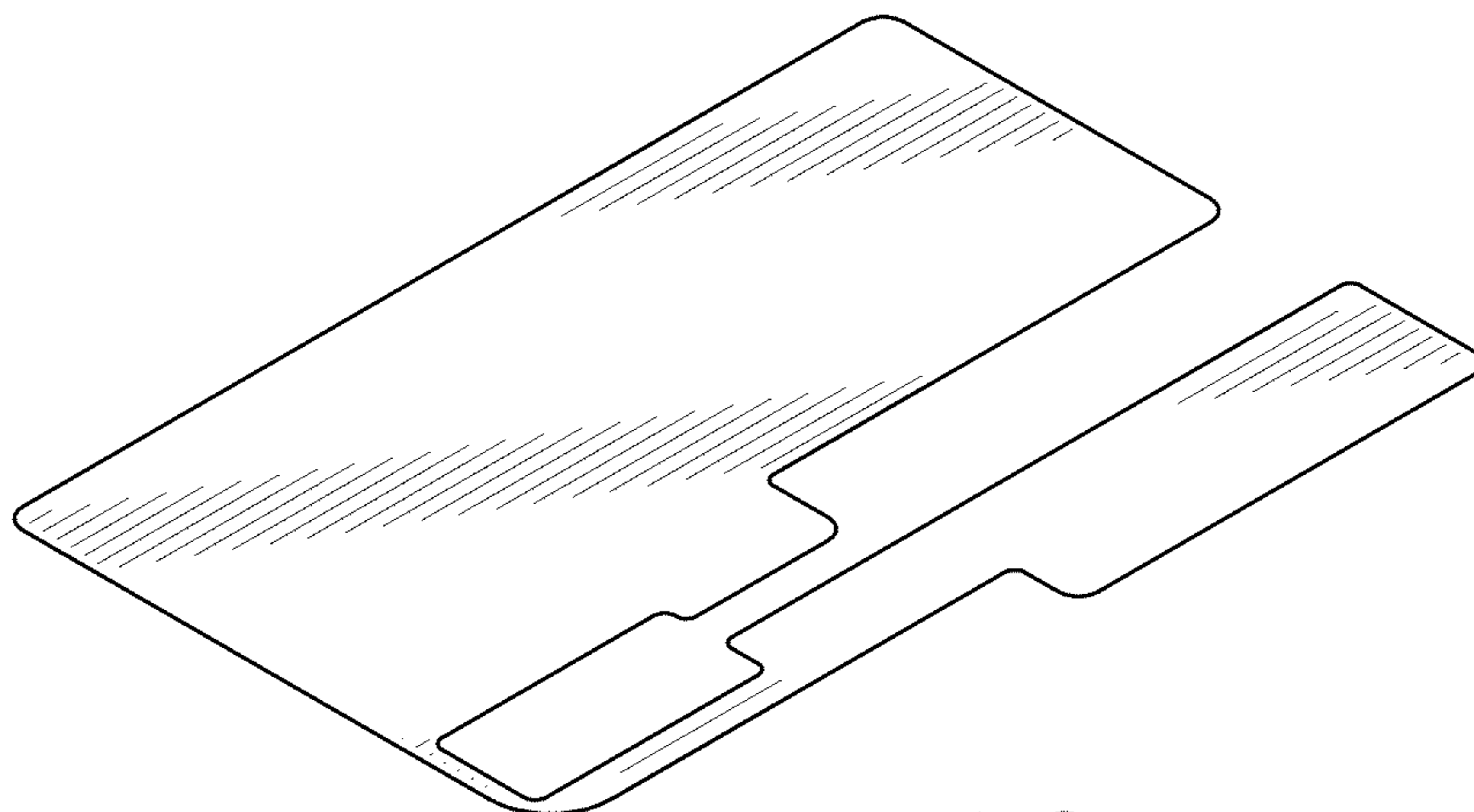


FIG. 1

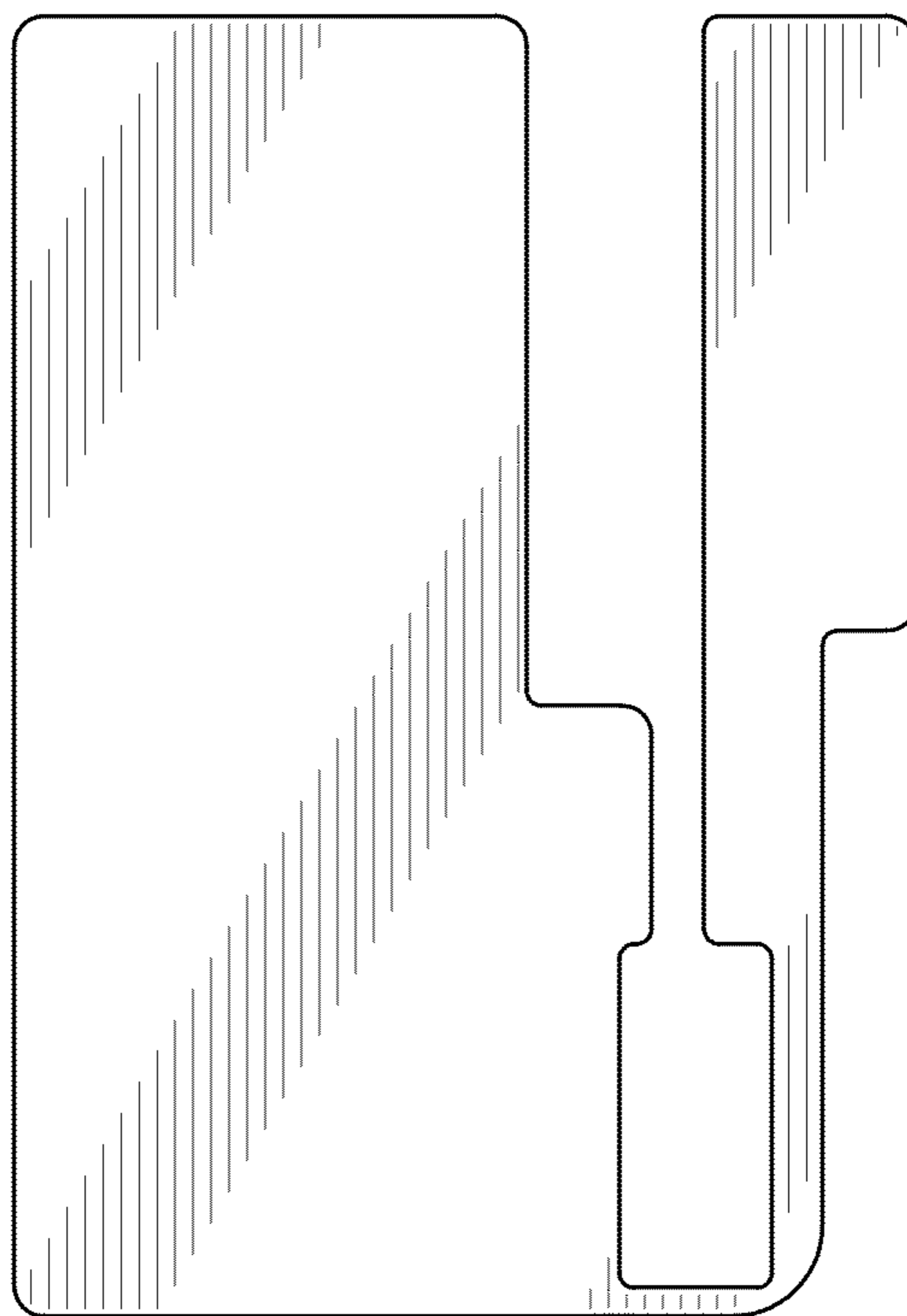


FIG. 2