



US00D684537S

(12) **United States Design Patent**  
**Herink et al.**

(10) **Patent No.:** **US D684,537 S**  
(45) **Date of Patent:** **\*\* Jun. 18, 2013**

(54) **CONNECTOR**

(75) Inventors: **Ronald Herink**, Schermbeck (DE);  
**Holger Sauerzapf**, Essen (DE);  
**Andreas Torma**, Dorsten (DE)

(73) Assignee: **Multi-Holding AG**, Allschwil (CH)

(\*\*) Term: **14 Years**

(21) Appl. No.: **29/387,464**

(22) Filed: **Mar. 14, 2011**

(30) **Foreign Application Priority Data**

Sep. 14, 2010 (WO) ..... 564562301

(51) **LOC (9) Cl.** ..... **13-03**

(52) **U.S. Cl.**  
USPC ..... **D13/133**

(58) **Field of Classification Search**  
USPC ..... D13/133, 149, 151, 153, 154, 156,  
D13/199; 439/79, 248, 258, 274, 35, 352,  
439/353, 358, 359, 362, 378, 445, 447, 578,  
439/584, 585, 656, 66, 676, 677, 678, 679,  
439/68, 681, 682, 686

See application file for complete search history.

(56) **References Cited**

**U.S. PATENT DOCUMENTS**

D278,230 S \* 4/1985 Kominiak et al. .... D13/133  
D322,954 S \* 1/1992 Avramovich ..... D13/133

D373,568 S \* 9/1996 Bloom et al. .... D13/133  
D514,069 S \* 1/2006 Bachmann ..... D13/149  
D524,738 S \* 7/2006 Dobler ..... D13/133  
D545,763 S \* 7/2007 Tufano, Jr. .... D13/133  
D582,850 S \* 12/2008 Andre ..... D13/133  
D597,947 S \* 8/2009 Ono ..... D13/133  
D601,090 S \* 9/2009 Vigorito et al. .... D13/133  
D626,068 S \* 10/2010 Giefers et al. .... D13/133  
D626,506 S \* 11/2010 Giefers et al. .... D13/133  
D647,849 S \* 11/2011 Yu ..... D13/133  
D662,892 S \* 7/2012 Giefers et al. .... D13/151

\* cited by examiner

*Primary Examiner* — Thomas Johannes

(74) *Attorney, Agent, or Firm* — Browdy and Neimark, PLLC

(57) **CLAIM**

The ornamental design for a connector, as shown and described.

**DESCRIPTION**

FIG. 1 is a perspective view of a connector according to the present design;

FIG. 2 is a front view thereof;

FIG. 3 is a back view thereof;

FIG. 4 is a right view thereof;

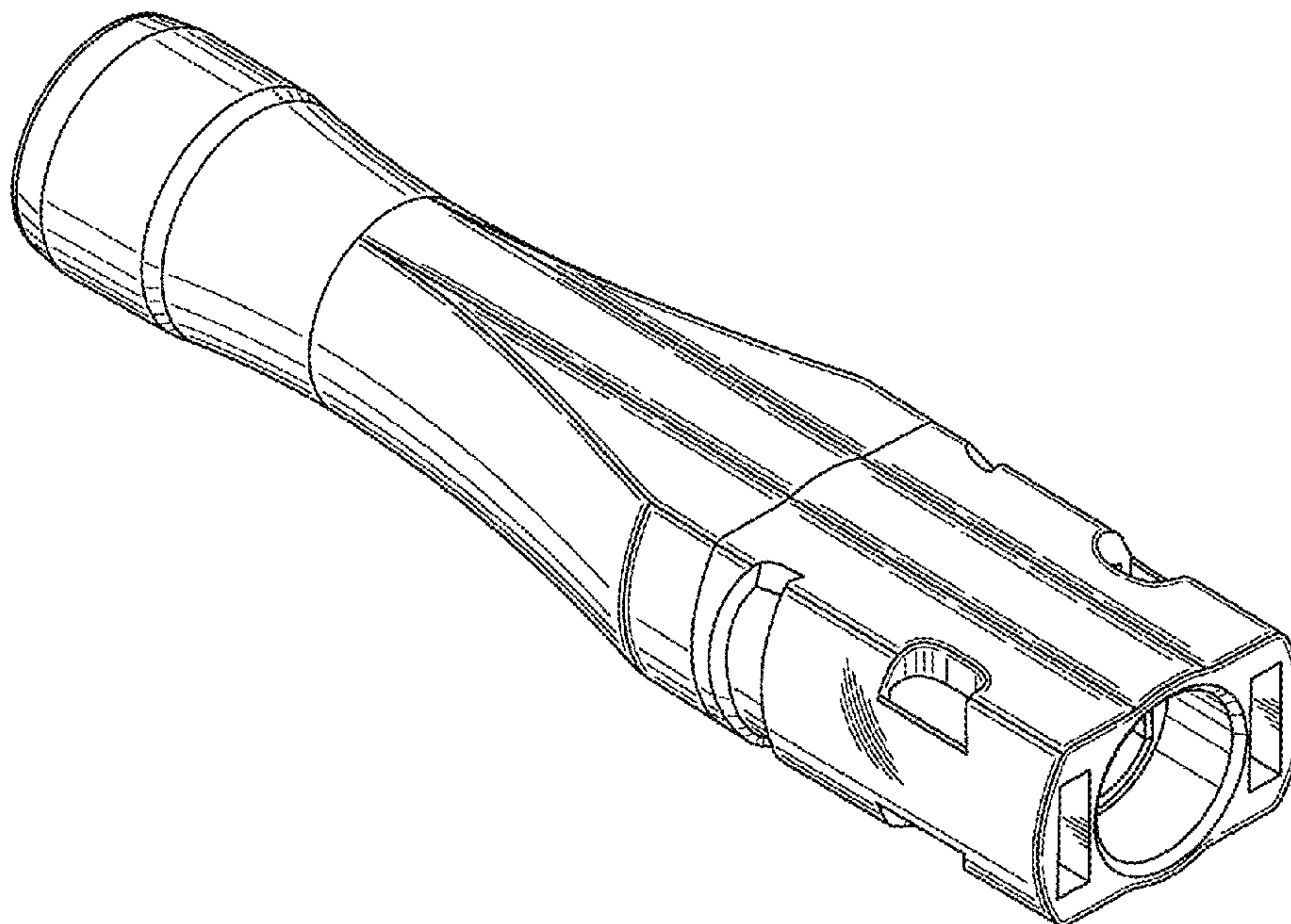
FIG. 5 is a left view thereof;

FIG. 6 is a top view thereof; and,

FIG. 7 is a bottom view thereof.

The broken line portion of the figure drawings is included to show unclaimed subject matter only and forms no part of the claimed design.

**1 Claim, 3 Drawing Sheets**



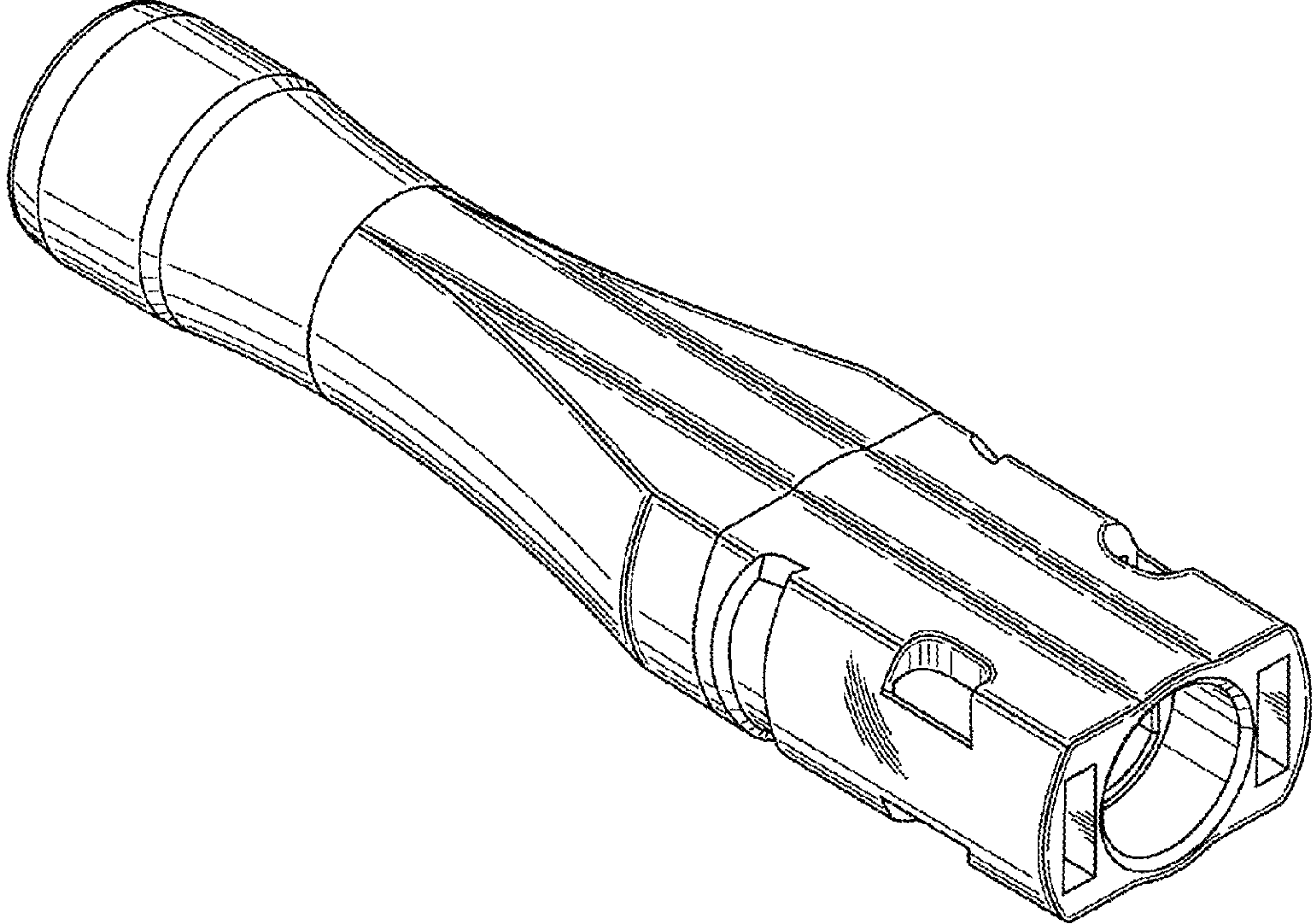


FIG. 1




FIG. 2




FIG. 3

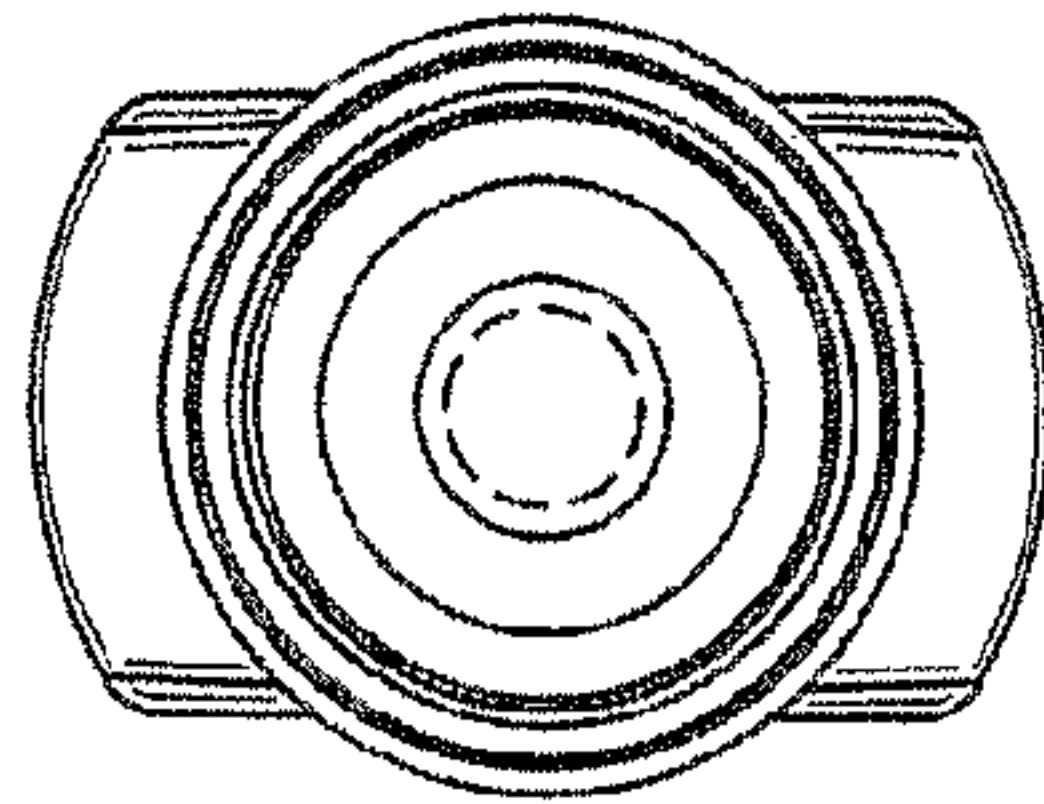


FIG. 4

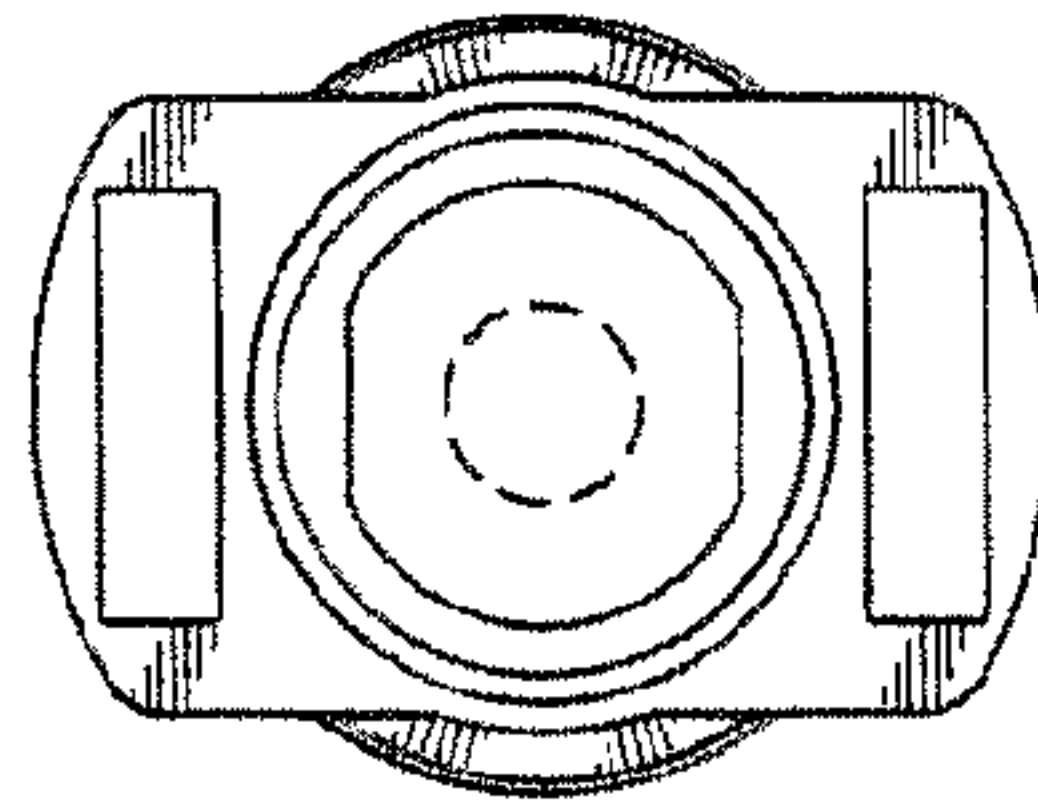


FIG. 5

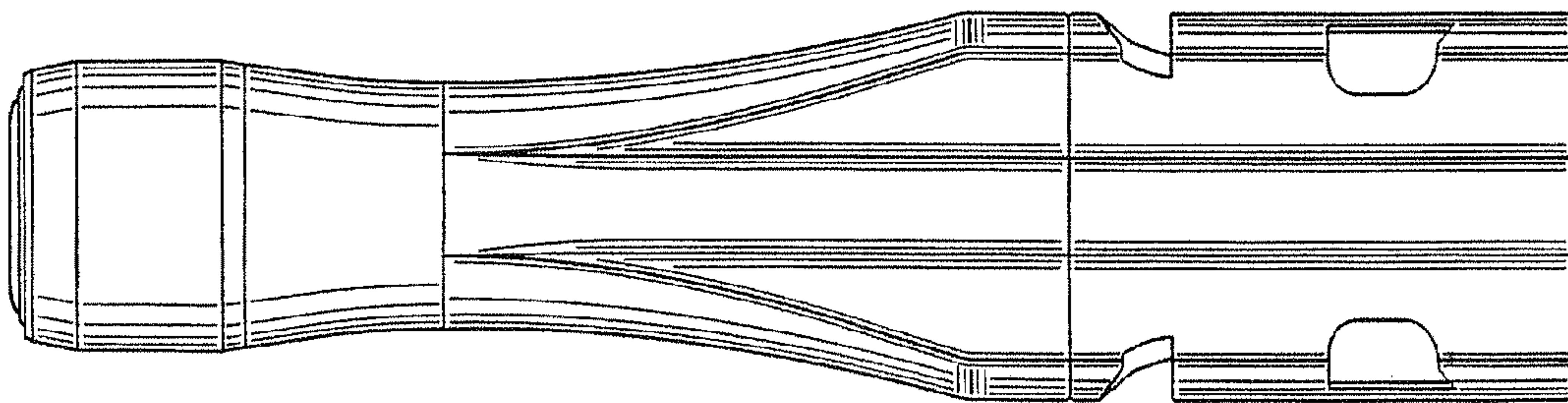


FIG. 6



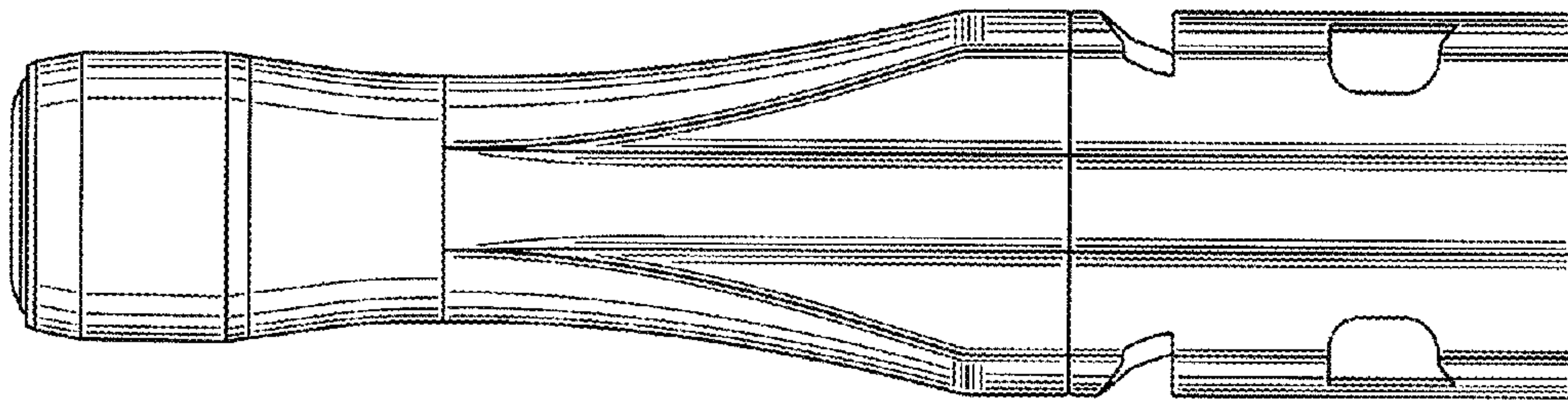


FIG. 7