



US00D684527S

(12) **United States Design Patent**  
**Ishikawa**

(10) **Patent No.:** **US D684,527 S**  
(45) **Date of Patent:** **\*\* Jun. 18, 2013**

(54) **SOLAR CELL**

(71) Applicant: **Fuji Electric Co., Ltd.**, Kanagawa (JP)

(72) Inventor: **Takamasa Ishikawa**, Kanagawa (JP)

(73) Assignee: **Fuji Electric Co., Ltd.**, Kanagawa (JP)

(\*\*) Term: **14 Years**

(21) Appl. No.: **29/436,861**

(22) Filed: **Nov. 9, 2012**

(30) **Foreign Application Priority Data**

May 9, 2012 (JP) ..... 2012-010756

(51) **LOC (9) Cl.** ..... **13-02**

(52) **U.S. Cl.**  
USPC ..... **D13/102**

(58) **Field of Classification Search**  
USPC ..... D13/102, 101, 107, 118, 199; 126/561,  
126/566, 569; 136/243-247, 251, 252, 254,  
136/256

See application file for complete search history.

(56) **References Cited**

**U.S. PATENT DOCUMENTS**

D303,244	S *	9/1989	Hanak	.....	D13/102
5,421,908	A *	6/1995	Yoshida et al.	.....	136/244
5,733,381	A *	3/1998	Ota et al.	.....	136/244
D442,139	S *	5/2001	Sasaoka	.....	D13/102
D469,057	S *	1/2003	Shugar	.....	D13/102

D588,534	S *	3/2009	Sharma et al.	.....	D13/102
D601,087	S *	9/2009	Feng et al.	.....	D13/102
D601,491	S *	10/2009	Burt	.....	D13/102
7,732,232	B2 *	6/2010	Sheats et al.	.....	438/24

\* cited by examiner

*Primary Examiner* — Derrick Holland

(74) *Attorney, Agent, or Firm* — Young & Thompson

(57) **CLAIM**

The ornamental design for a solar cell, as shown and described.

**DESCRIPTION**

FIG. 1 is a perspective view of front, top and right side of a solar cell showing my new design;

FIG. 2 is a front view thereof;

FIG. 3 is a rear view thereof;

FIG. 4 is a left side view, a right side view being a mirror image thereof;

FIG. 5 is a top view, a bottom view being a mirror image thereof;

FIG. 6 is an enlarged left side view thereof, taken along line 6-6 of FIG. 4;

FIG. 7 is an enlarged top view thereof, taken along line 7-7 of FIG. 5; and,

FIG. 8 is a front view thereof, shown in environmental use.

The broken lines show unclaimed subject matter and form no part of the claimed design.

**1 Claim, 5 Drawing Sheets**




Fig. 1

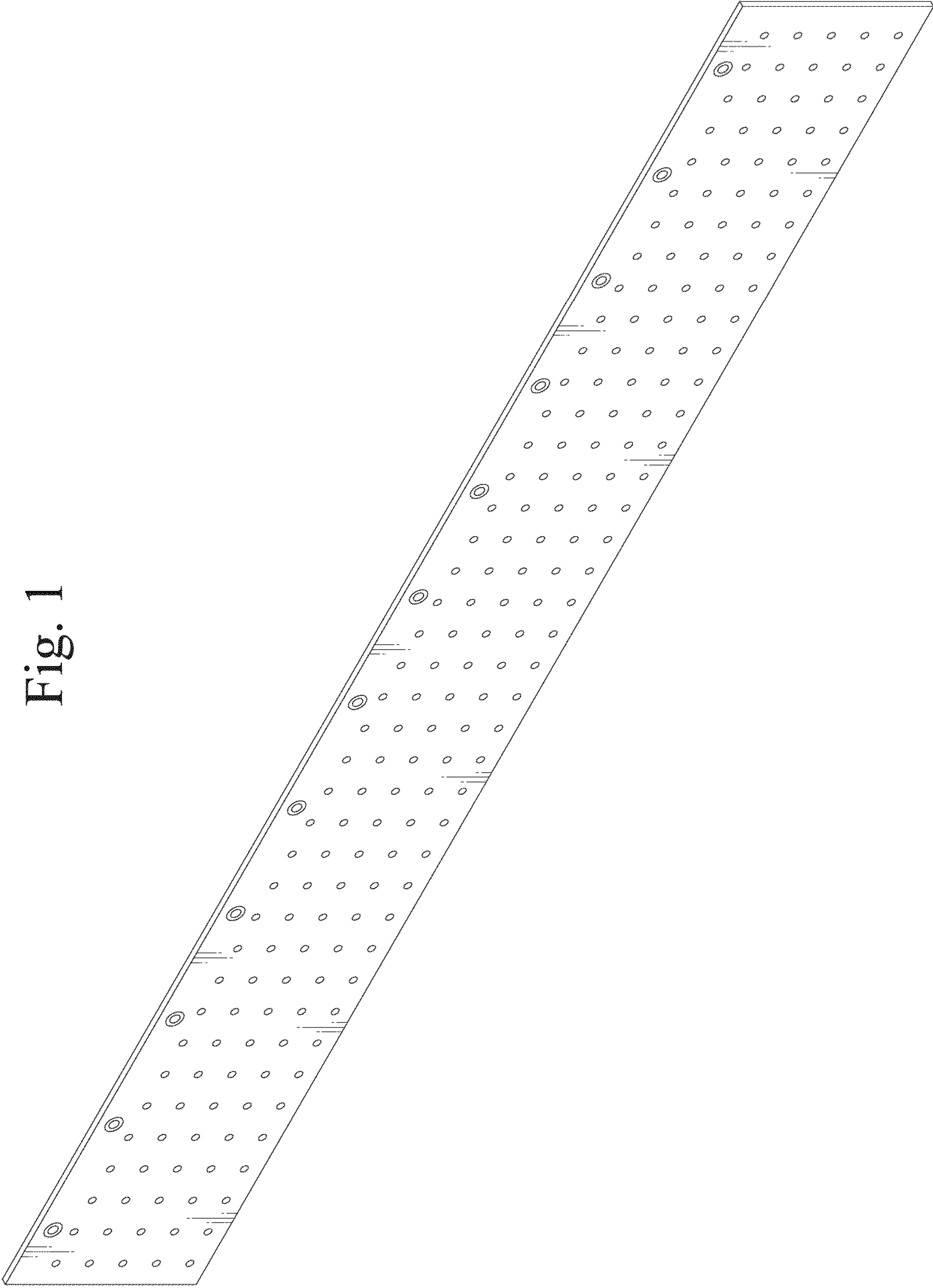


Fig. 2




Fig. 3

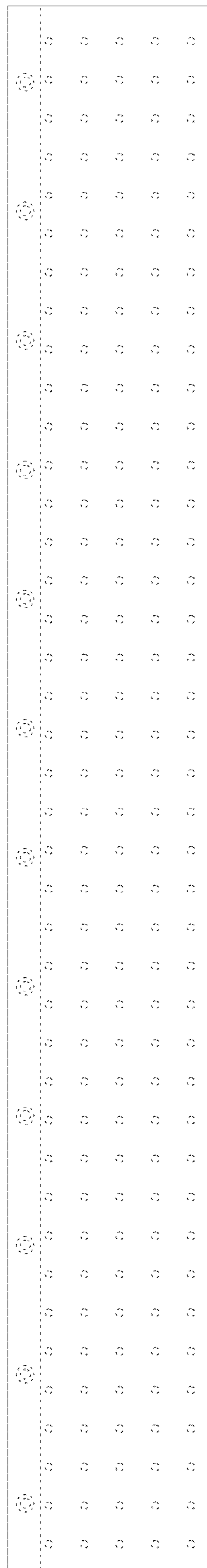


Fig. 4

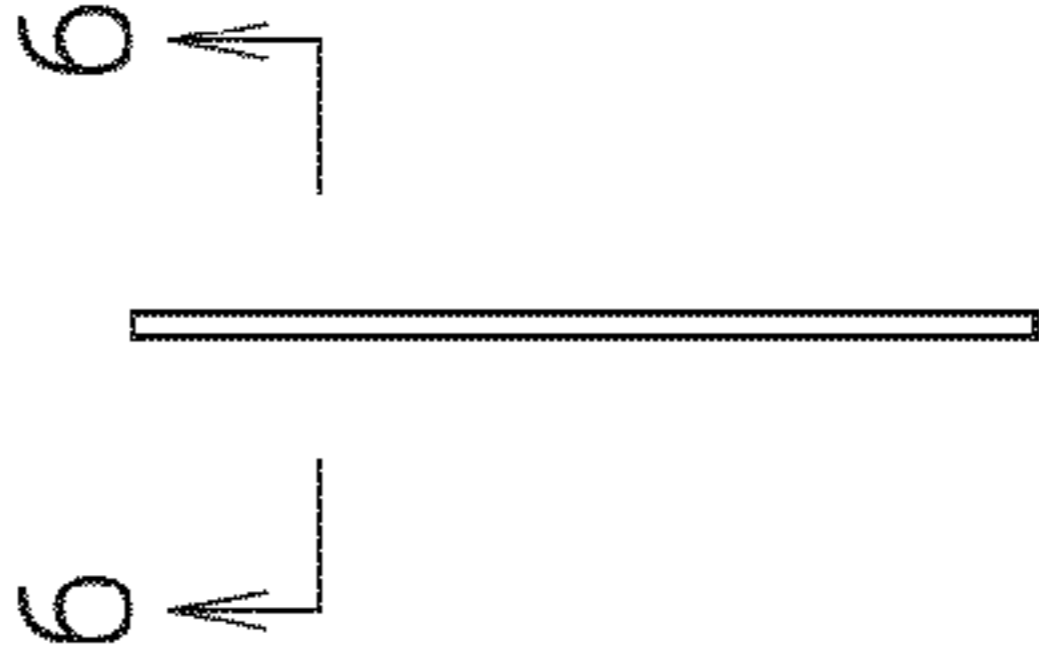


Fig. 5

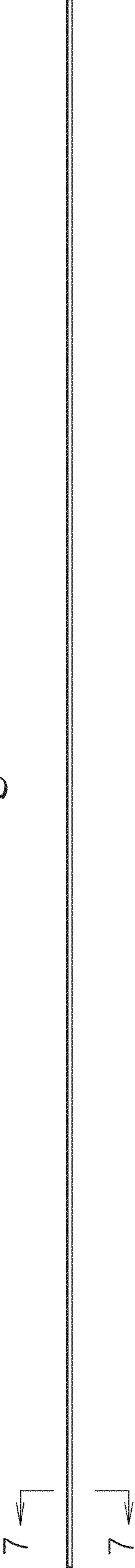


Fig. 7



Fig. 6






Fig. 8

