

US00D684522S

(12) **United States Design Patent**
Kang

(10) **Patent No.:** **US D684,522 S**
(45) **Date of Patent:** **** Jun. 18, 2013**

(54) **AUTOMOBILE TIRE**
(71) Applicant: **Seung Koo Kang**, Seoul (KR)
(72) Inventor: **Seung Koo Kang**, Seoul (KR)
(73) Assignee: **Hankook Tire Co., Ltd.**, Seoul (KR)

(**) Term: **14 Years**

(21) Appl. No.: **29/439,488**

(22) Filed: **Dec. 11, 2012**

(30) **Foreign Application Priority Data**

Jul. 23, 2012 (KR) 30-2012-0035694

(51) **LOC (9) Cl.** **12-15**

(52) **U.S. Cl.**
USPC **D12/553**

(58) **Field of Classification Search**
USPC D12/533-567, 900-901, 586-588;
152/209.1-209.9, 209.11-209.19,
209.21-209.28, 455
See application file for complete search history.

(56) **References Cited**

U.S. PATENT DOCUMENTS

D390,512 S * 2/1998 Eromaki D12/553
D491,516 S * 6/2004 Miller et al. D12/553

D533,132 S * 12/2006 Fontaine et al. D12/553
D544,827 S * 6/2007 Lee D12/553
D595,219 S * 6/2009 Yamakawa et al. D12/553
D607,400 S * 1/2010 Kang D12/552
D662,453 S * 6/2012 Takei D12/553
D663,258 S * 7/2012 Takei D12/553
D669,416 S * 10/2012 Cano et al. D12/553

* cited by examiner

Primary Examiner — Stacia Cadmus

(74) *Attorney, Agent, or Firm* — Blakely, Sokoloff, Taylor & Zafman LLP

(57) **CLAIM**

I claim, the ornamental design for an automobile tire, as shown and described.

DESCRIPTION

FIG. 1 is a top and front perspective view of an automobile tire, with the sidewall structure removed for clarity of disclosure, showing my new design;

FIG. 2 is a front elevational view thereof;

FIG. 3 is a rear elevational view thereof;

FIG. 4 is a left side elevational view thereof;

FIG. 5 is a right side elevational view thereof;

FIG. 6 is a top plan view thereof; and,

FIG. 7 is a bottom plan view thereof.

The broken lines in the figures are for illustrative purposes only and from no part of the claimed design.

1 Claim, 7 Drawing Sheets


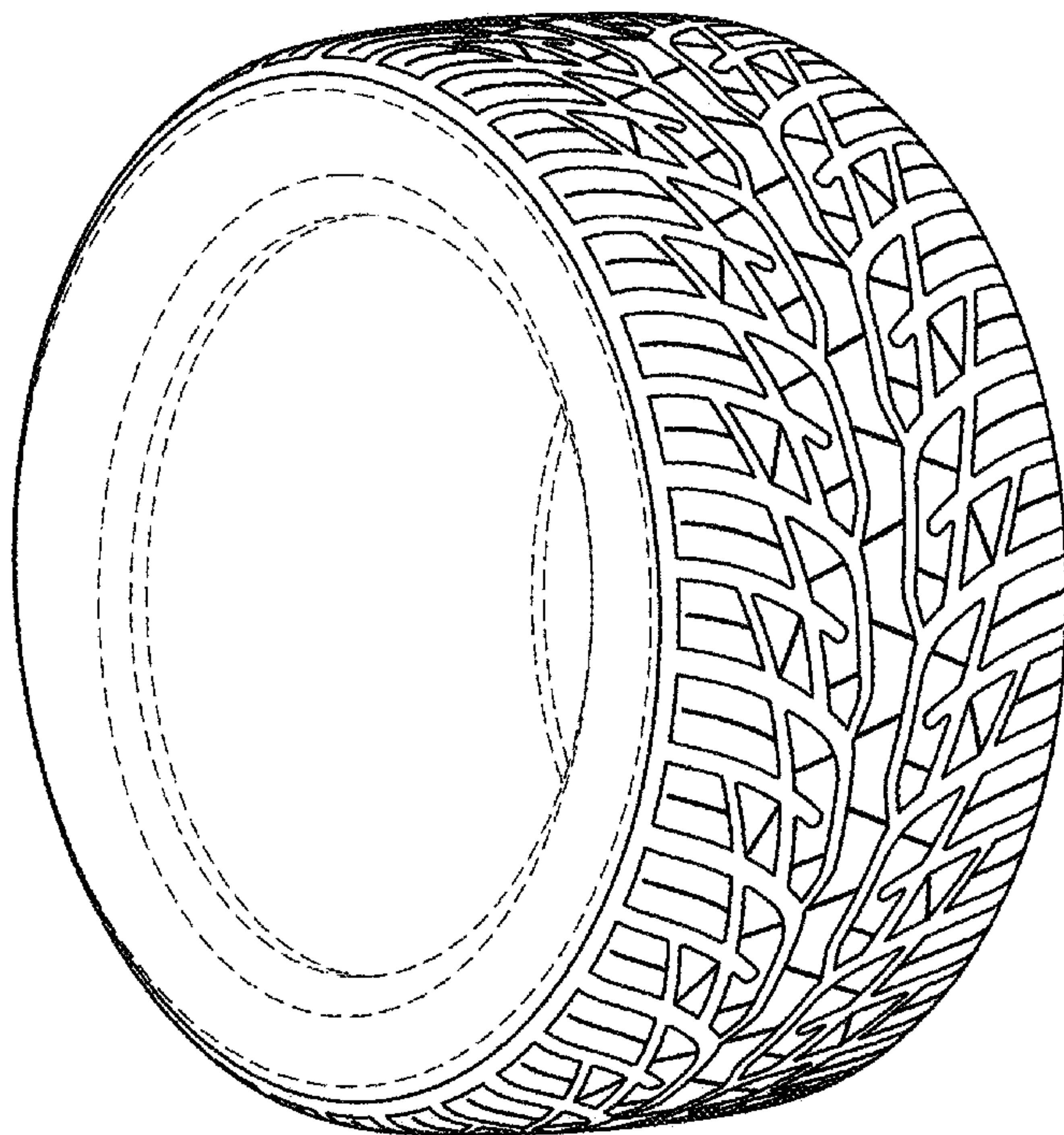


FIG. 1

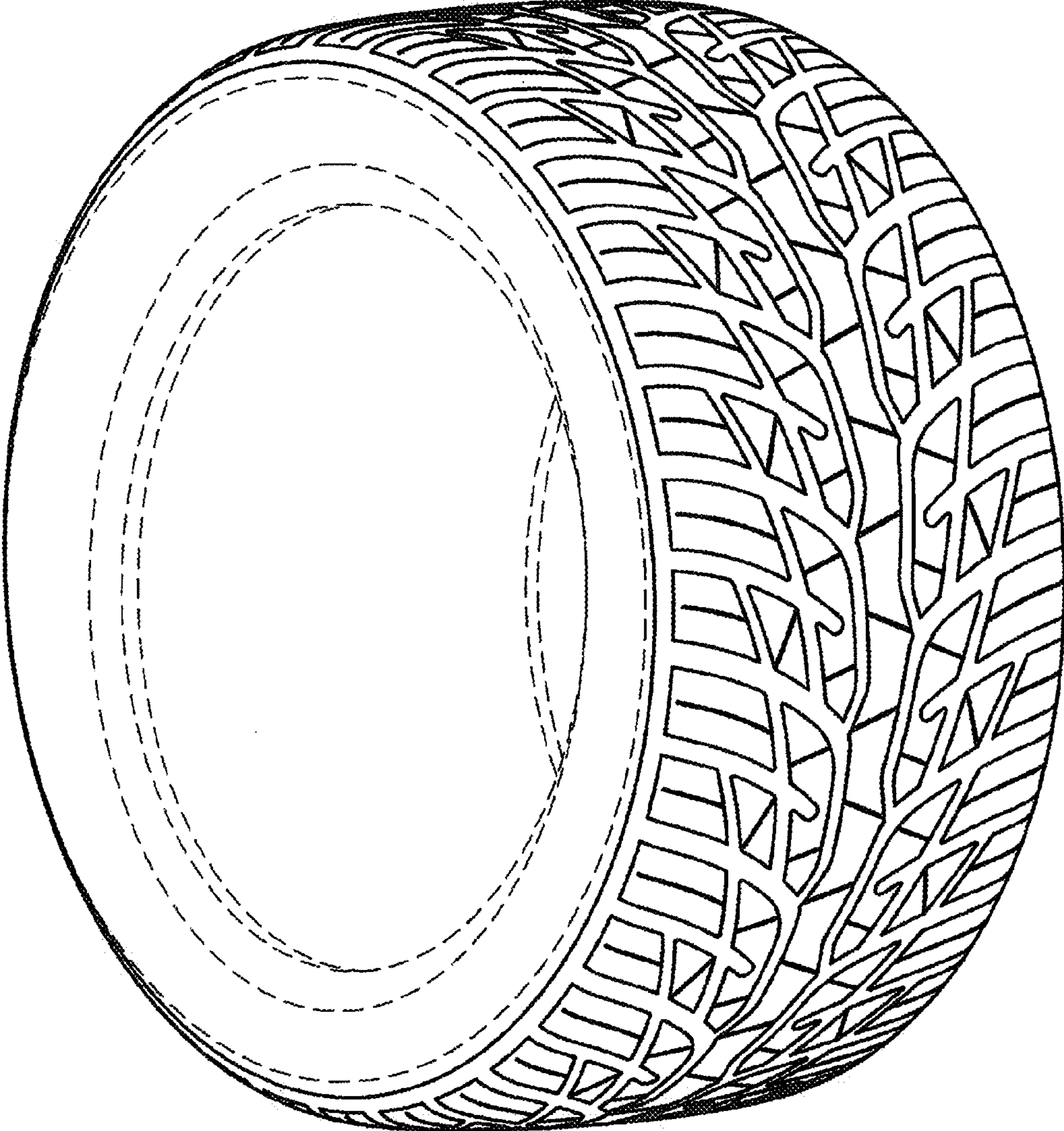


FIG. 2




FIG. 3




FIG. 4




FIG. 5




FIG. 6




FIG. 7

