



US00D684515S

(12) **United States Design Patent**  
**Oliver**

(10) **Patent No.:** **US D684,515 S**

(45) **Date of Patent:** **\*\* Jun. 18, 2013**

(54) **TAILGATE**

(75) Inventor: **Richard D. Oliver**, Grosse Ile, MI (US)

(73) Assignee: **Michigan Vehicle Solutions**, Southgate, MI (US)

(\*\*) Term: **14 Years**

(21) Appl. No.: **29/417,174**

(22) Filed: **Mar. 30, 2012**

(51) **LOC (9) Cl.** ..... **12-16**

(52) **U.S. Cl.**  
USPC ..... **D12/196**; D12/98; 296/26; 296/57.1

(58) **Field of Classification Search**  
USPC ..... D12/93, 98, 196, 221, 401; 296/26,  
296/39.1, 39.2, 50, 51, 57.1, 181.3, 183.1  
See application file for complete search history.

(56) **References Cited**

U.S. PATENT DOCUMENTS

D397,978	S	*	9/1998	Helgeson et al.	.....	D12/196
D399,468	S	*	10/1998	Lund et al.	.....	D12/196
D420,317	S	*	2/2000	Ney	.....	D12/196
D455,372	S	*	4/2002	Myles et al.	.....	D12/98
D466,451	S	*	12/2002	Trostle et al.	.....	D12/98
D474,727	S	*	5/2003	Scheffert	.....	D12/196
D481,339	S	*	10/2003	McClellan et al.	.....	D12/196
D494,521	S	*	8/2004	Metros et al.	.....	D12/196
D494,910	S	*	8/2004	Metros et al.	.....	D12/196
D498,200	S	*	11/2004	Hall et al.	.....	D12/221
D500,461	S	*	1/2005	Noguchi et al.	.....	D12/98
D515,462	S	*	2/2006	Metros et al.	.....	D12/98
D527,697	S	*	9/2006	Metros et al.	.....	D12/196
D541,719	S	*	5/2007	McChesney et al.	.....	D12/196
D556,110	S	*	11/2007	Schiavone et al.	.....	D12/196
D564,954	S	*	3/2008	Shimoguchi et al.	.....	D12/196

D586,699	S	*	2/2009	Opfer et al.	.....	D12/98
D600,601	S	*	9/2009	Jung et al.	.....	D12/164
D613,225	S	*	4/2010	Wu	.....	D12/196
8,136,862	B2	*	3/2012	Bator et al.	.....	296/57.1
2011/0215610	A1	*	9/2011	Zagoroff et al.	.....	296/57.1
2012/0223541	A1	*	9/2012	Gianino	.....	296/57.1

\* cited by examiner

*Primary Examiner* — Susan E Krakower

*Assistant Examiner* — John T Applewhite

(74) *Attorney, Agent, or Firm* — Dickinson Wright PLLC

(57) **CLAIM**

The ornamental design for the tailgate, as shown and described.

**DESCRIPTION**

FIG. 1 is a rear perspective view of a tailgate for an SUV with portions of the SUV and a rear opening latch being shown in phantom lines;

FIG. 2 is a right elevational view thereof with the rear opening latch and hinges being shown in phantom lines;

FIG. 3 is a left elevational view thereof with the rear opening latch and hinges being shown in phantom lines;

FIG. 4 is a rear elevational view thereof with the rear opening latch being shown in phantom lines;

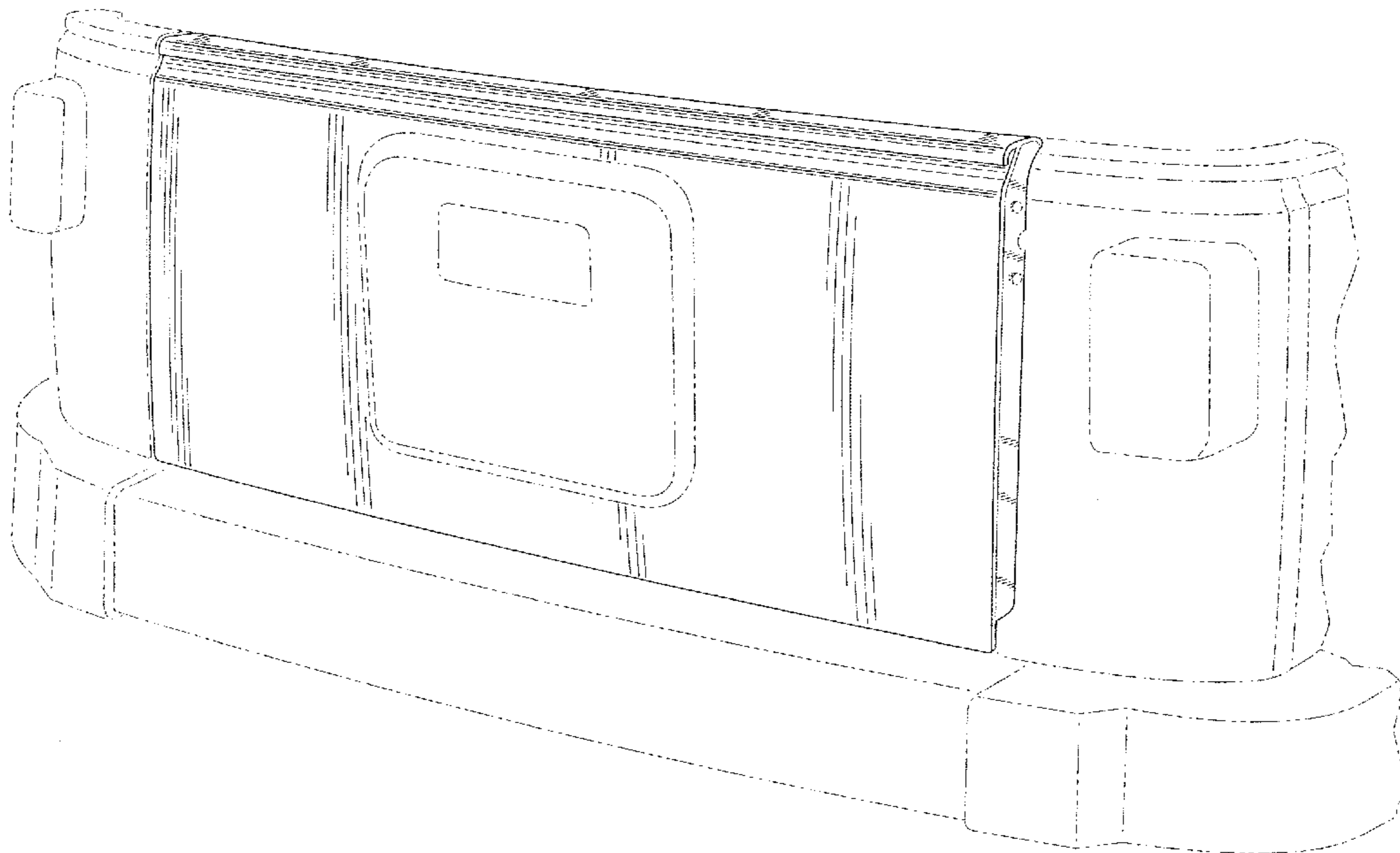
FIG. 5 is a front elevational view thereof with hinges and various hardware items being shown in phantom lines;

FIG. 6 is a top plan view thereof with the rear opening latch being shown in phantom lines; and,

FIG. 7 is a bottom plan view thereof with the rear opening latch and various hardware items being shown in phantom lines.

The broken phantom lines depict unclaimed subject matter only and form no part of the claimed design.

**1 Claim, 5 Drawing Sheets**



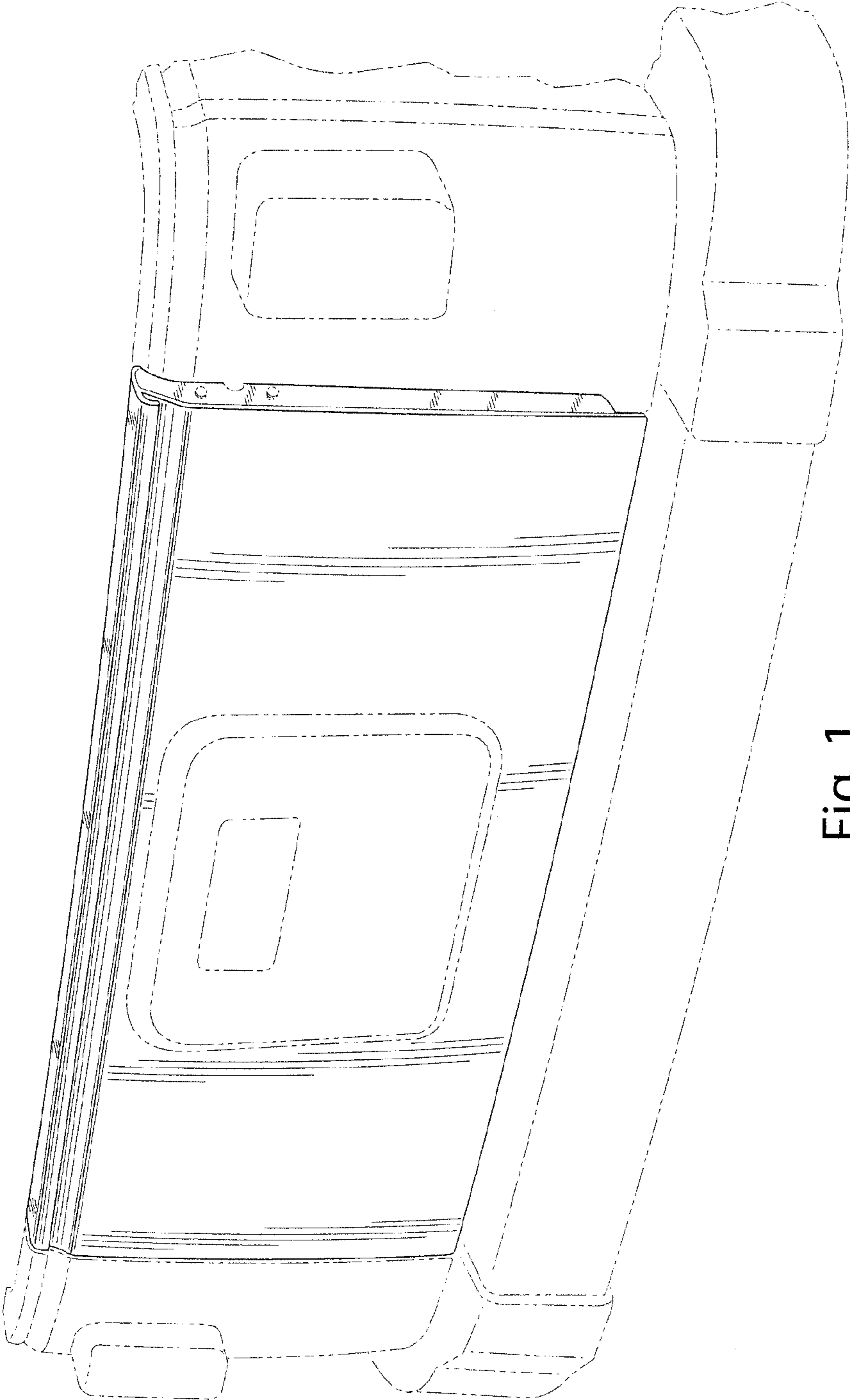


Fig. 1

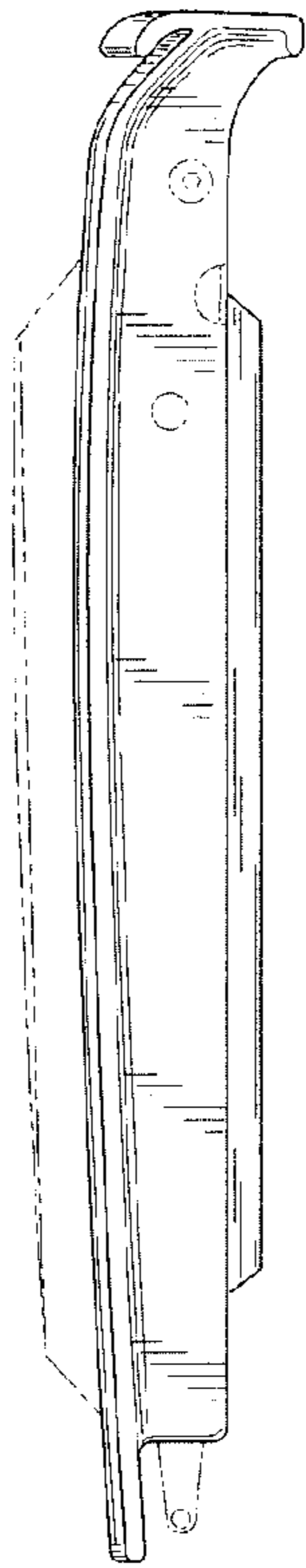


Fig. 2

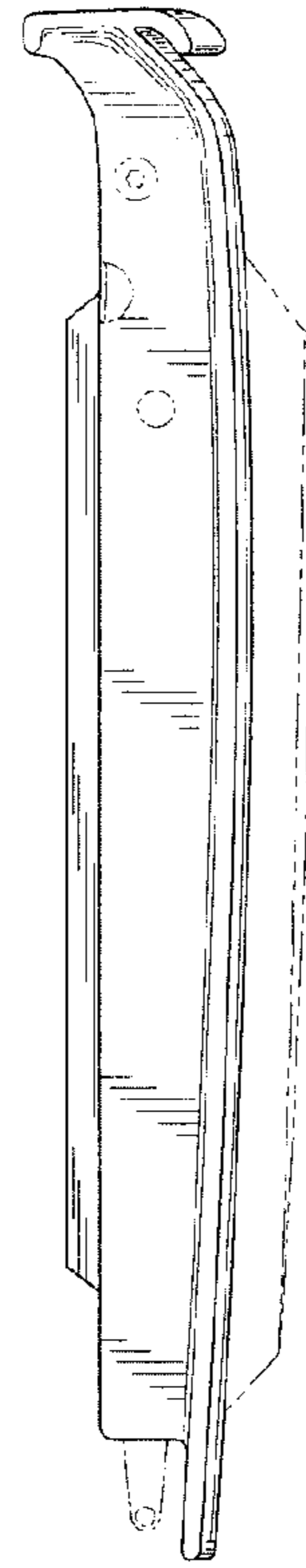


Fig. 3

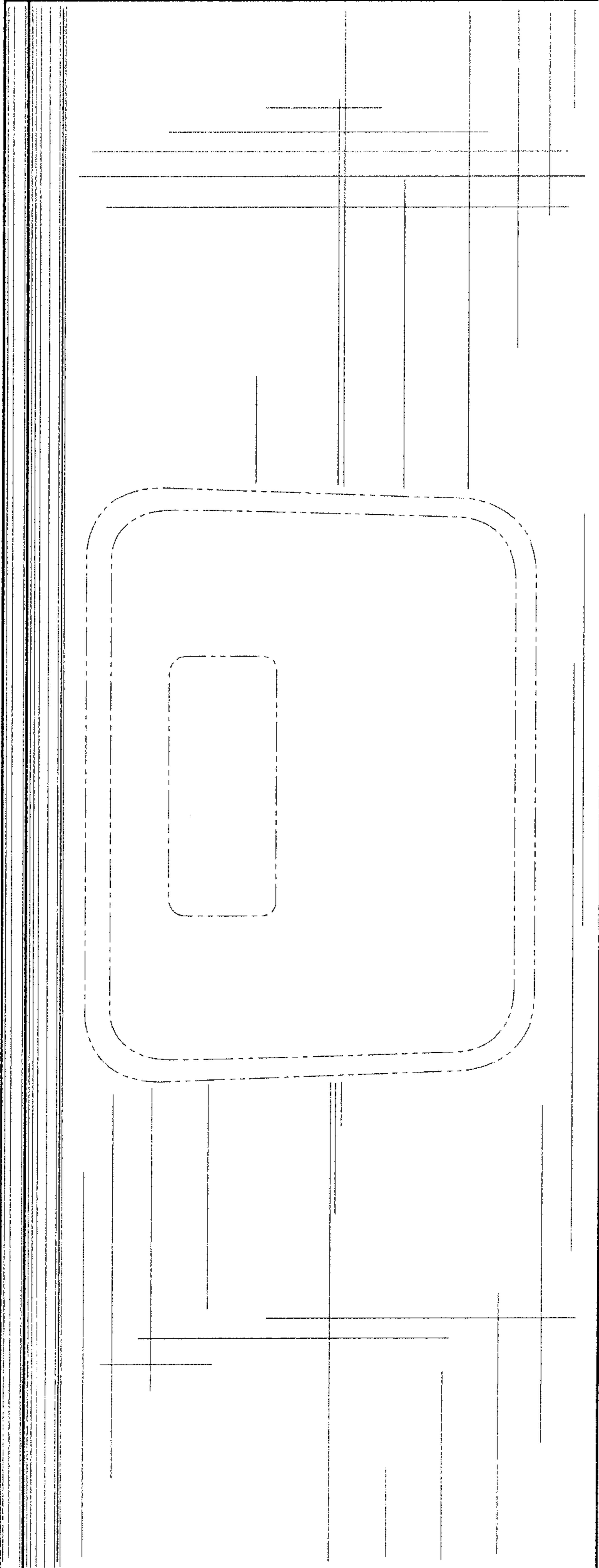


Fig. 4



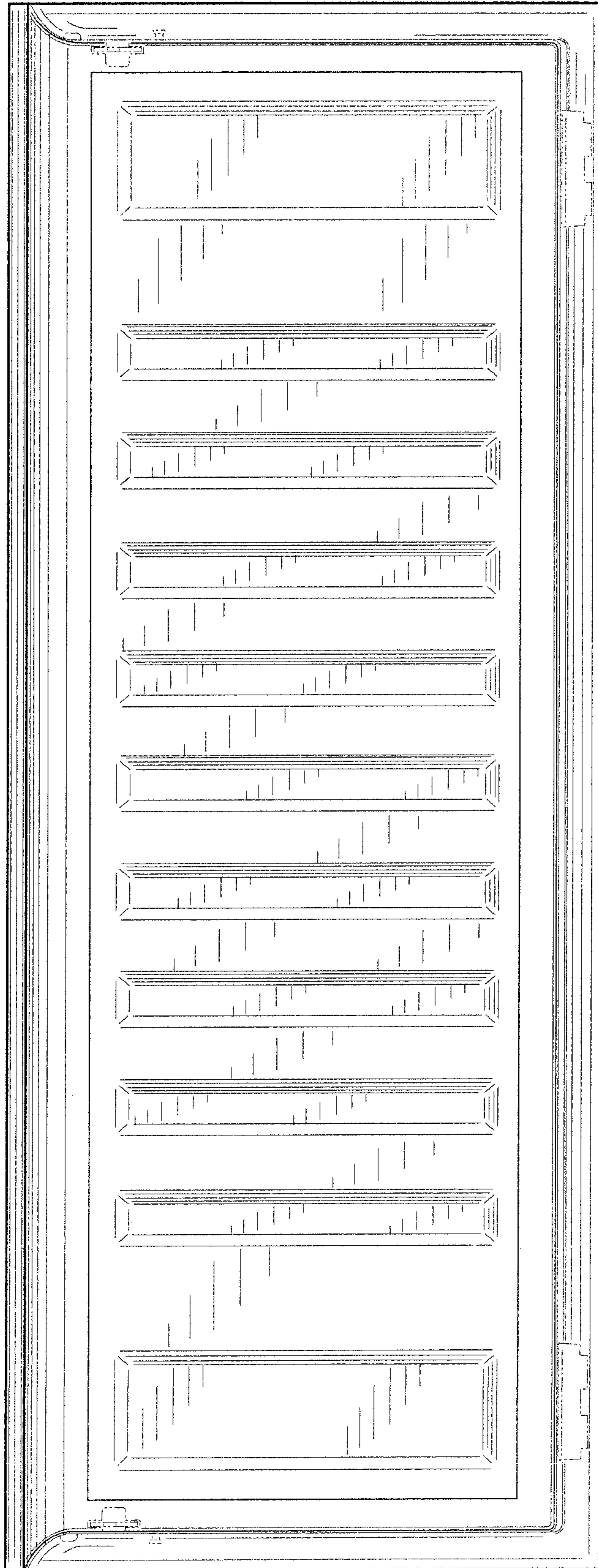


Fig. 5

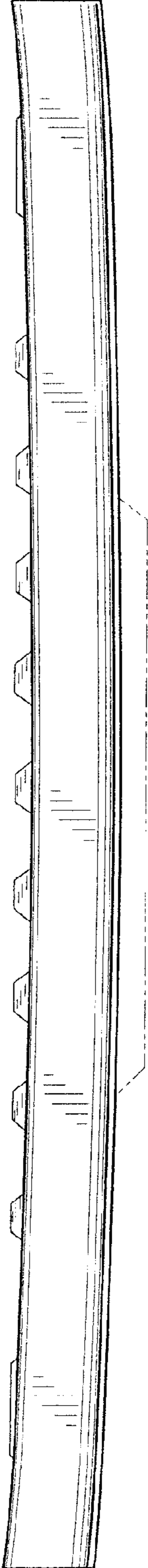


Fig. 6

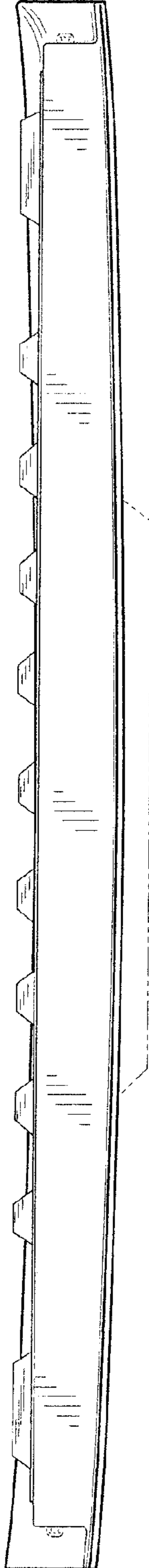


Fig. 7