



US00D684511S

(12) **United States Design Patent**
Koyama

(10) **Patent No.:** **US D684,511 S**
(45) **Date of Patent:** **** Jun. 18, 2013**

(54) **STEERING WHEEL FOR AN AUTOMOBILE**

(75) Inventor: **Yuka Koyama**, Toyota (JP)

(73) Assignee: **Toyota Jidosha Kabushiki Kaisha**,
Toyota-shi (JP)

(**) Term: **14 Years**

(21) Appl. No.: **29/418,218**

(22) Filed: **Apr. 13, 2012**

(30) **Foreign Application Priority Data**

Oct. 28, 2011 (JP) 2011-024847
Oct. 28, 2011 (JP) 2011-024866

(51) **LOC (9) Cl.** **12-16**

(52) **U.S. Cl.**
USPC **D12/176; 200/61.54; 74/552**

(58) **Field of Classification Search**
USPC D12/175, 176, 177; D21/385, 477,
D21/566; D14/401, 414; 200/61.54, 61.55,
200/61.57; 280/731, 750, 775; 74/492, 552,
74/558.4; 701/41; 219/204; 296/70
See application file for complete search history.

(56) **References Cited**

U.S. PATENT DOCUMENTS

D438,151 S * 2/2001 Pfeiffer D12/176
D496,891 S * 10/2004 Pfeiffer et al. D12/176
D499,366 S * 12/2004 Habib D12/176
D502,903 S * 3/2005 Hebert et al. D12/176
6,941,836 B2 * 9/2005 Umemura et al. 74/552
D513,721 S * 1/2006 Pfeiffer D12/176
D521,426 S * 5/2006 Hoffmann D12/176
7,148,437 B2 * 12/2006 Wahl et al. 200/61.54
D548,652 S * 8/2007 Borsari D12/176
D552,017 S * 10/2007 Ganryu D12/176
D560,578 S * 1/2008 Prost-Fin et al. D12/176
D563,294 S * 3/2008 Shimizu D12/176

D571,697 S 6/2008 Maeda et al.
D576,929 S * 9/2008 Nakajima et al. D12/176
D593,010 S * 5/2009 Yamazaki D12/176
D600,611 S * 9/2009 Pohanka D12/176
D600,612 S * 9/2009 Hwang et al. D12/176
D620,853 S * 8/2010 Wiedeman et al. D12/176
7,913,586 B2 * 3/2011 Choi et al. 74/552
D635,900 S * 4/2011 Anzi D12/176
D640,619 S * 6/2011 Araki et al. D12/176
D651,542 S * 1/2012 Nagasawa et al. D12/176
D651,543 S * 1/2012 Ali et al. D12/176
D653,180 S * 1/2012 Tanaka et al. D12/176
2009/0133527 A1 * 5/2009 Sato 74/552
2009/0255366 A1 * 10/2009 Choi et al. 74/552
2011/0100155 A1 * 5/2011 Jenny et al. 74/552

OTHER PUBLICATIONS

BMW X6 Catalog, Publisher: BVMW, 2008.
Honda Freed Catalog, Publisher: Honda, Mar. 2010.

* cited by examiner

Primary Examiner — Susan E Krakower
Assistant Examiner — John T Applewhite
(74) *Attorney, Agent, or Firm* — Finnegan, Henderson,
Farabow, Garrett & Dunner, LLP

(57) **CLAIM**
The ornamental design for a steering wheel for an automo-
bile, as shown and described.

DESCRIPTION

FIG. 1 is a front perspective view of a first embodiment of a steering wheel for an automobile of my new design;
FIG. 2 is a front view thereof;
FIG. 3 is a rear view thereof;
FIG. 4 is a top plan view thereof;
FIG. 5 is a bottom view thereof;
FIG. 6 is a right side view thereof; and,
FIG. 7 is a left side view thereof.

1 Claim, 4 Drawing Sheets





FIG. 1




FIG. 3




FIG. 2




FIG. 5




FIG. 4




FIG. 7




FIG. 6