



US00D684508S

(12) **United States Design Patent**
Peltola et al.

(10) **Patent No.:** **US D684,508 S**
(45) **Date of Patent:** **** Jun. 18, 2013**

(54) **BUMPER COMPONENT**

(75) Inventors: **Wallace A. Peltola**, Sammamish, WA (US); **Jonathan Duncan**, Seattle, WA (US); **Scott D. Hite**, Pilot Point, TX (US); **William Johnson**, Dallas, TX (US); **Jameson L. Longman**, Bellingham, WA (US)

(73) Assignee: **PACCAR Inc**, Bellevue, WA (US)

(**) Term: **14 Years**

(21) Appl. No.: **29/415,719**

(22) Filed: **Mar. 13, 2012**

(51) **LOC (9) Cl.** **12-16**

(52) **U.S. Cl.**
USPC **D12/169**; D12/163; 293/102

(58) **Field of Classification Search**
USPC D12/86, 90, 91, 92, 163, 169, 170, D12/171, 172, 173, 216; 293/102, 113, 115, 293/117, 120, 130, 141, 142; 296/180.1, 296/180.2; 362/505

See application file for complete search history.

(56) **References Cited**

U.S. PATENT DOCUMENTS

D248,156 S * 6/1978 Tixier D12/169
D307,254 S 4/1990 Koske

(Continued)

OTHER PUBLICATIONS

“AeroCab,” Kenworth Truck Company, Kirkland, Washington, 1993, 5-page brochure.

(Continued)

Primary Examiner — Philip S Hyder

Assistant Examiner — John T Applewhite

(74) *Attorney, Agent, or Firm* — Christensen O’Connor Johnson Kindness PLLC

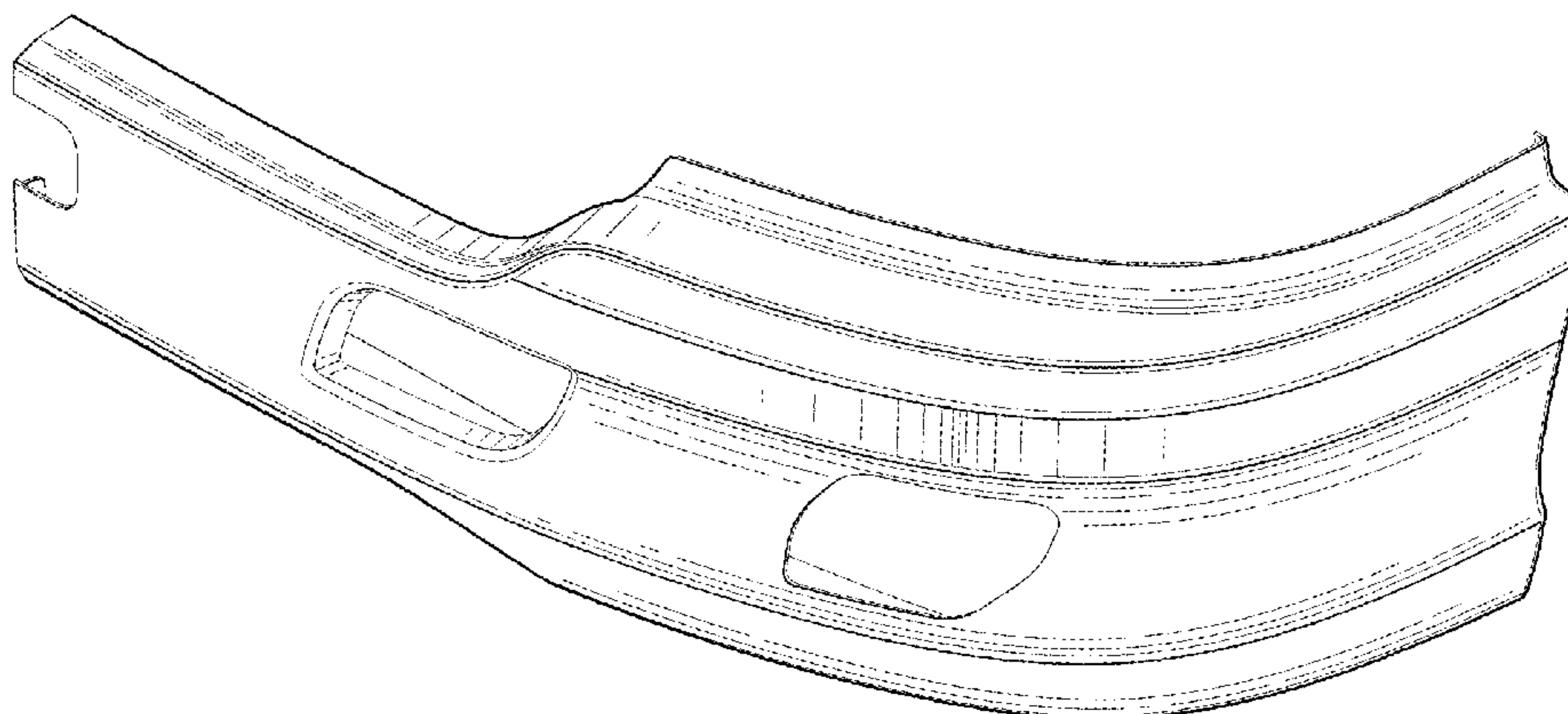
(57) **CLAIM**

The ornamental design for a bumper component, as shown and described.

DESCRIPTION

FIG. 1 is a perspective view of a bumper component suitable for use on a left side of a motor vehicle according to a first embodiment of our new design;
FIG. 2 is a top plan view of the bumper component of FIG. 1;
FIG. 3 is a front elevational view of the bumper component of FIG. 1;
FIG. 4 is a bottom plan view of the bumper component of FIG. 1;
FIG. 5 is a left side elevational view of the bumper component of FIG. 1;
FIG. 6 is a perspective view of a bumper component suitable for use on a right side of a motor vehicle according to a second embodiment of our new design;
FIG. 7 is a top plan view of the bumper component of FIG. 6;
FIG. 8 is a front elevational view of the bumper component of FIG. 6;
FIG. 9 is a bottom plan view of the bumper component of FIG. 6;
FIG. 10 is a right side elevational view of the bumper component of FIG. 6;
FIG. 11 is a perspective view of a bumper component suitable for use on a left side of a motor vehicle according to a third embodiment of our new design;
FIG. 12 is a top plan view of the bumper component of FIG. 11;
FIG. 13 is a front elevational view of the bumper component of FIG. 11;
FIG. 14 is a bottom plan view of the bumper component of FIG. 11;
FIG. 15 is a left side elevational view of the bumper component of FIG. 11;
FIG. 16 is a perspective view of a bumper component suitable for use on a right side of a motor vehicle according to a fourth embodiment of our new design;
FIG. 17 is a top plan view of the bumper component of FIG. 16;
FIG. 18 is a front elevational view of the bumper component of FIG. 16;
FIG. 19 is a bottom plan view of the bumper component of FIG. 16; and
FIG. 20 is a right side elevational view of the bumper component of FIG. 16.
The broken lines illustrate portions of the bumper component that form no part of the claimed design.

1 Claim, 12 Drawing Sheets



U.S. PATENT DOCUMENTS

D316,241	S	4/1991	Ray	
D343,605	S *	1/1994	Meryman	D12/169
D364,371	S *	11/1995	Ray et al.	D12/169
D381,946	S	8/1997	Delashaw	
D391,212	S	2/1998	Meryman	
D400,144	S *	10/1998	Hellhake et al.	D12/169
D403,636	S	1/1999	Meryman	
D411,494	S	6/1999	Meryman	
D412,689	S	8/1999	Onopa	
D423,429	S *	4/2000	Hickman et al.	D12/169
D429,669	S *	8/2000	Cook et al.	D12/169
D442,132	S	5/2001	Weidhase	
D458,565	S *	6/2002	Maher et al.	D12/169
D460,030	S *	7/2002	Duckett et al.	D12/169
D466,450	S	12/2002	Maher	
D475,663	S	6/2003	Chiang	
D475,664	S	6/2003	Chiang	
D476,929	S	7/2003	Dozier	
D478,027	S	8/2003	Chiang	
D478,028	S	8/2003	Chiang	
D482,302	S *	11/2003	Dozier et al.	D12/169
D483,707	S *	12/2003	Satou	D12/169
D490,749	S *	6/2004	Satou et al.	D12/96
D491,848	S	6/2004	Metros	
D492,627	S *	7/2004	Metros et al.	D12/169
D492,628	S	7/2004	Bond	
D492,801	S	7/2004	Metros	
D494,898	S *	8/2004	Metros et al.	D12/169
D497,577	S	10/2004	Metros	
D497,581	S	10/2004	Conway	
D498,716	S	11/2004	Maeda	
D504,850	S	5/2005	Gunter	
D518,424	S	4/2006	Clark	
D519,067	S	4/2006	Steere	
D519,068	S	4/2006	Clark	
D519,069	S	4/2006	Clark	
D530,653	S *	10/2006	Angelo et al.	D12/169
D531,940	S	11/2006	McCuller	
D540,722	S *	4/2007	Angelo et al.	D12/169
D545,248	S *	6/2007	Angelo et al.	D12/169
D563,840	S	3/2008	Simons	
D584,664	S	1/2009	Johnson	
D584,665	S	1/2009	Johnson	
D588,507	S *	3/2009	Opfer et al.	D12/169
D589,846	S *	4/2009	Tanaka	D12/96
D612,778	S *	3/2010	Beigel et al.	D12/169
D621,752	S	8/2010	Angelo	
D633,419	S *	3/2011	Peltola et al.	D12/169
D645,799	S *	9/2011	Beigel et al.	D12/169
D647,013	S *	10/2011	Ito et al.	D12/169
D653,999	S *	2/2012	Peltola et al.	D12/169
D655,652	S *	3/2012	Hanson et al.	D12/169
D671,051	S *	11/2012	Davidson et al.	D12/169
2010/0181786	A1 *	7/2010	Tejler et al.	293/130

OTHER PUBLICATIONS

“AeroCab,” Kenworth Truck Company, Kirkland, Washington, as early as 1995, 3-page brochure.
 “AG130 Front Air Suspension,” Kenworth Truck Company, Kirkland, Washington, 2008, 2-page brochure.
 “C500B,” Kenworth Truck Company, Kirkland, Washington, as early as 1990, 4-page brochure.
 “Cabovers,” Peterbilt Motors Company, Newark, California, as early as 2000, 7-page brochure.
 “Class Pays, Construction Trucks,” Peterbilt Motors Company, Denton, Texas, Nov. 2003, 16-page brochure.
 “Class Pays, Ergonomic Dash,” Peterbilt Motors Company, Denton, Texas, Mar. 2000, 2-page brochure.
 “Class Pays, Medium Duty,” Peterbilt Motors Company, Denton, Texas, Sep. 2000, 12-page brochure.
 “Class Pays, Platinum Interior,” Peterbilt Motors Company, Denton, Texas, May 2005, 4-page brochure.
 “Class Pays, Refuse Trucks,” Peterbilt Motors Company, Denton, Texas, Sep. 2003, 2-page brochure.

“Class Pays, Truck Models,” Peterbilt Motors Company, Denton, Texas, Mar. 2005, 24-page brochure.
 “Class Pays,” Peterbilt Motors Company, Denton, Texas, Nov. 1998, 10-page brochure.
 “Class Pays,” Peterbilt Motors Company, Denton, Texas, Sep. 1997, 10-page brochure.
 “Construction Trucks,” Canadian Kenworth Truck, Mississauga, Ontario, Canada, Jul. 1990, 16-page brochure.
 “Interiors,” Kenworth Truck Company, Kirkland, Washington, 2005, 16-page brochure.
 “Kenworth Truck Models,” Kenworth Truck Company, Kirkland, Washington, 2010, 16-page brochure.
 “K100E,” Kenworth Truck Company, Kirkland, Washington, 1984, 8-page brochure.
 “Model 320,” Peterbilt Motors Company, Denton, Texas, May 1996, 2-page brochure.
 “Model 330,” Peterbilt Motors Company, Denton, Texas, Oct. 1997, 3-page brochure.
 “Model 357 Heavy Haul,” Peterbilt Motors Company, Denton, Texas, Mar. 2005, 2-page brochure.
 “Model 357 Standard Specifications,” Peterbilt Motors Company, Newark, California, Sep. 1986, 6-page brochure.
 “Model 357, New Sloped Hood,” Peterbilt Motors Company, Denton, Texas, May 2002, 2-page brochure.
 “Model 357,” Peterbilt Motors Company, Denton, Texas, May 1994, 3-page brochure.
 “Model 357-115,” Peterbilt Motors Company, Denton, Texas, Mar. 2005, 2-page brochure.
 “Model 362,” Peterbilt Motors Company, Newark, California, 1985, 8-page brochure.
 “Model 375 Standard Specifications,” Peterbilt Motors Company, Newark, California, Sep. 1986, 6-page brochure.
 “Model 377A/E,” Peterbilt Motors Company, Denton, Texas, Aug. 1997, 2-page brochure.
 “Model 377A/E,” Peterbilt Motors Company, Denton, Texas, Jan. 1995, 6-page brochure.
 “Model 378,” Peterbilt Motors Company, Denton, Texas, Mar. 1998, 3-page brochure.
 “Model 379,” Peterbilt Motors Company, Denton, Texas, Apr. 2005, 2-page brochure.
 “Model 379,” Peterbilt Motors Company, Denton, Texas, Mar. 1996, 5-page brochure.
 “Model 385,” Peterbilt Motors Company, Denton, Texas, Oct. 1996, 5-page brochure.
 “Model 387,” Peterbilt Motors Company, Denton, Texas, Oct. 2002, 2-page brochure.
 “PACCAR Engines, 2010 Medium Duty Engines,” PACCAR Inc, Bellevue, Washington, 2010, 6-page brochure.
 “PACCAR MX,” PACCAR Inc, Bellevue, Washington, 2010, 4-page brochure.
 “Peterbilt Parts & Accessories,” Peterbilt Motors Company, Denton, Texas, catalog, as early as 2000, 52-page brochure.
 “Rest with Class,” Peterbilt Motors Company, Newark, California, Apr. 1978, 4-page brochure.
 “Studio Sleeper,” Kenworth Truck Company, Kirkland, Washington, 1993, 5-page brochure.
 “T170 Class 5,” Kenworth Truck Company, Kirkland, Washington, 2008, 4-page brochure.
 “T2000,” Kenworth Truck Company, Kirkland, Washington, 1999, 20-page brochure.
 “T2000,” Kenworth Truck Company, Kirkland, Washington, 2002, 20-page brochure.
 “T2000,” Kenworth Truck Company, Kirkland, Washington, 2005, 20-page brochure.
 “T270 Class 6 and T370 Class 7,” Kenworth Truck Company, Kirkland, Washington, 2008, 6-page brochure.
 “T270 Class 6 and T370 Class 7,” Kenworth Truck Company, Kirkland, Washington, 2009, 6-page brochure.
 “T270 Class 6 and T370 Class 7 Hybrid,” Kenworth Truck Company, Kirkland, Washington, 2009, 6-page brochure.
 “T300,” Kenworth Truck Company, Kirkland, Washington, 1994, 4-page brochure.

“T300,” Kenworth Truck Company, Kirkland, Washington, 1997, 5-page brochure.
“T300,” Kenworth Truck Company, Kirkland, Washington, 2001, 16-page brochure.
“T300,” Kenworth Truck Company, Kirkland, Washington, 2005, 16-page brochure.
“T400B and T450B,” Kenworth Truck Company, Kirkland, Washington, 1992, 10-page brochure.
“T440,” Kenworth Truck Company, Kirkland, Washington, 2010, 2-page brochure.
“T440,” Kenworth Truck Company, Kirkland, Washington, 2010, 6-page brochure.
“T470,” Kenworth Truck Company, Kirkland, Washington, 2010, 6-page brochure.
“T470H,” Kenworth Truck Company, Kirkland, Washington, 2009, 2-page brochure.
“T600, Ten Years of Innovation,” Kenworth Truck Company, Kirkland, Washington, 1995, 6-page brochure.
“T600,” Kenworth Truck Company, Kirkland, Washington, 1996, 7-page brochure.
“T600,” Kenworth Truck Company, Kirkland, Washington, 2002, 28-page brochure.
“T600,” Kenworth Truck Company, Kirkland, Washington, 2005, 24-page brochure.
“T600A,” Kenworth Truck Company, Kirkland, Washington, 1985, 10-page brochure.
“T660,” Kenworth Truck Company, Kirkland, Washington, 2007, 36-page brochure.
“T660,” Kenworth Truck Company, Kirkland, Washington, 2009, 36-page brochure.
“T700,” Kenworth Truck Company, Kirkland, Washington, 2010, 6-page brochure.

“T800,” Kenworth Truck Company, Kirkland, Washington, 1996, 7-page brochure.
“T800,” Kenworth Truck Company, Kirkland, Washington, 2002, 32-page brochure.
“T800,” Kenworth Truck Company, Kirkland, Washington, 2003, 32-page brochure.
“T800,” Kenworth Truck Company, Kirkland, Washington, 2005, 28-page brochure.
“T800,” Kenworth Truck Company, Kirkland, Washington, 2009, 28-page brochure.
“T800B,” Kenworth Truck Company, Kirkland, Washington, 1993, 8-page brochure.
“The Working Class,” Peterbilt Motors Company, Newark, California, Sep. 1976, 6-page brochure.
“The World’s Best,” Kenworth Truck Company, Kirkland, Washington, 1992, 12-page brochure.
“Unibilt™ Cab Sleeper System,” Peterbilt Motors Company, Denton Texas, Aug. 1994, 6-page brochure.
“W900,” Kenworth Truck Company, Kirkland, Washington, 1996, 7-page brochure.
“W900,” Kenworth Truck Company, Kirkland, Washington, 2002, 32-page brochure.
“W900,” Kenworth Truck Company, Kirkland, Washington, 2005, 28-page brochure.
“W900,” Kenworth Truck Company, Kirkland, Washington, 2009, 28-page brochure.
“W900L Aero Cab,” Kenworth Truck Company, Kirkland, Washington, 1994, 2-page brochure.

* cited by examiner

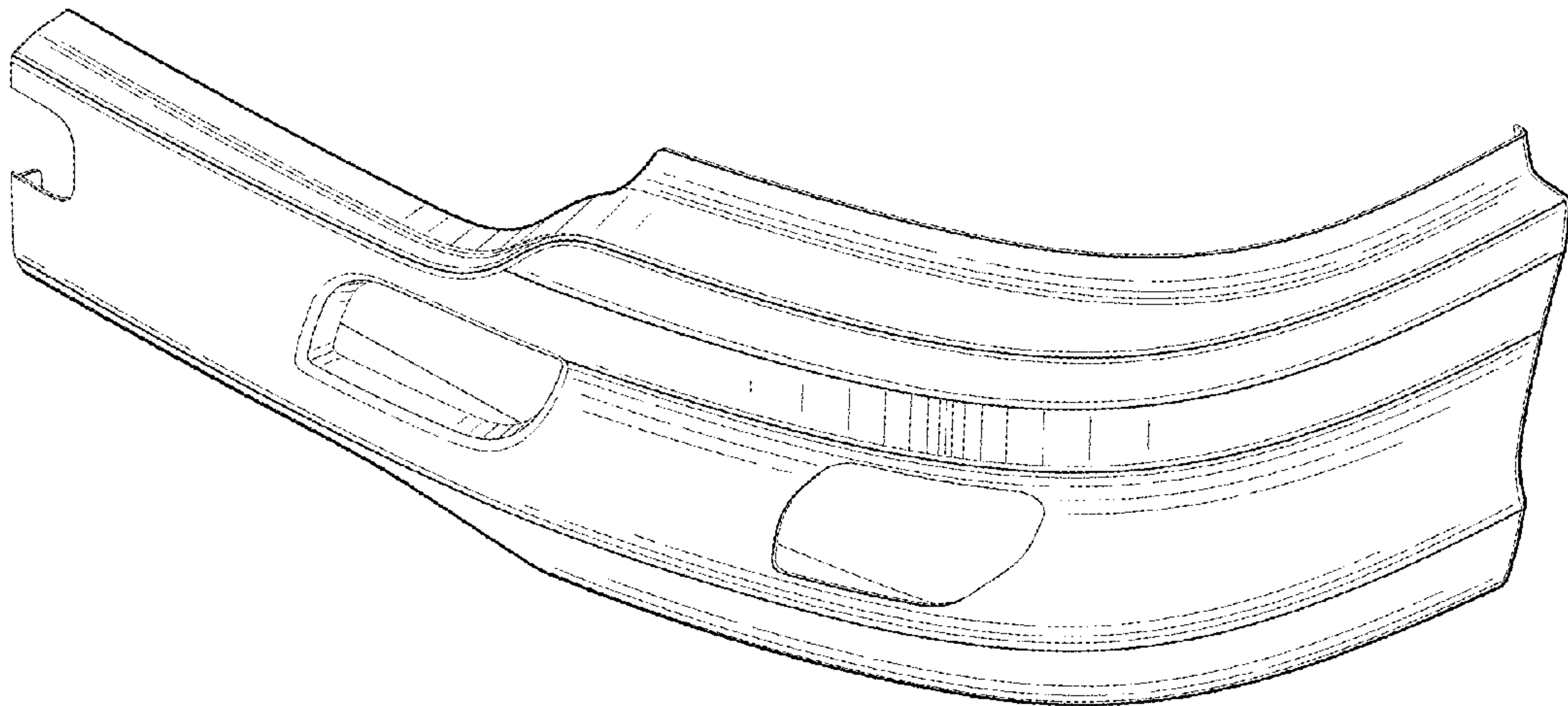


Fig. 1.

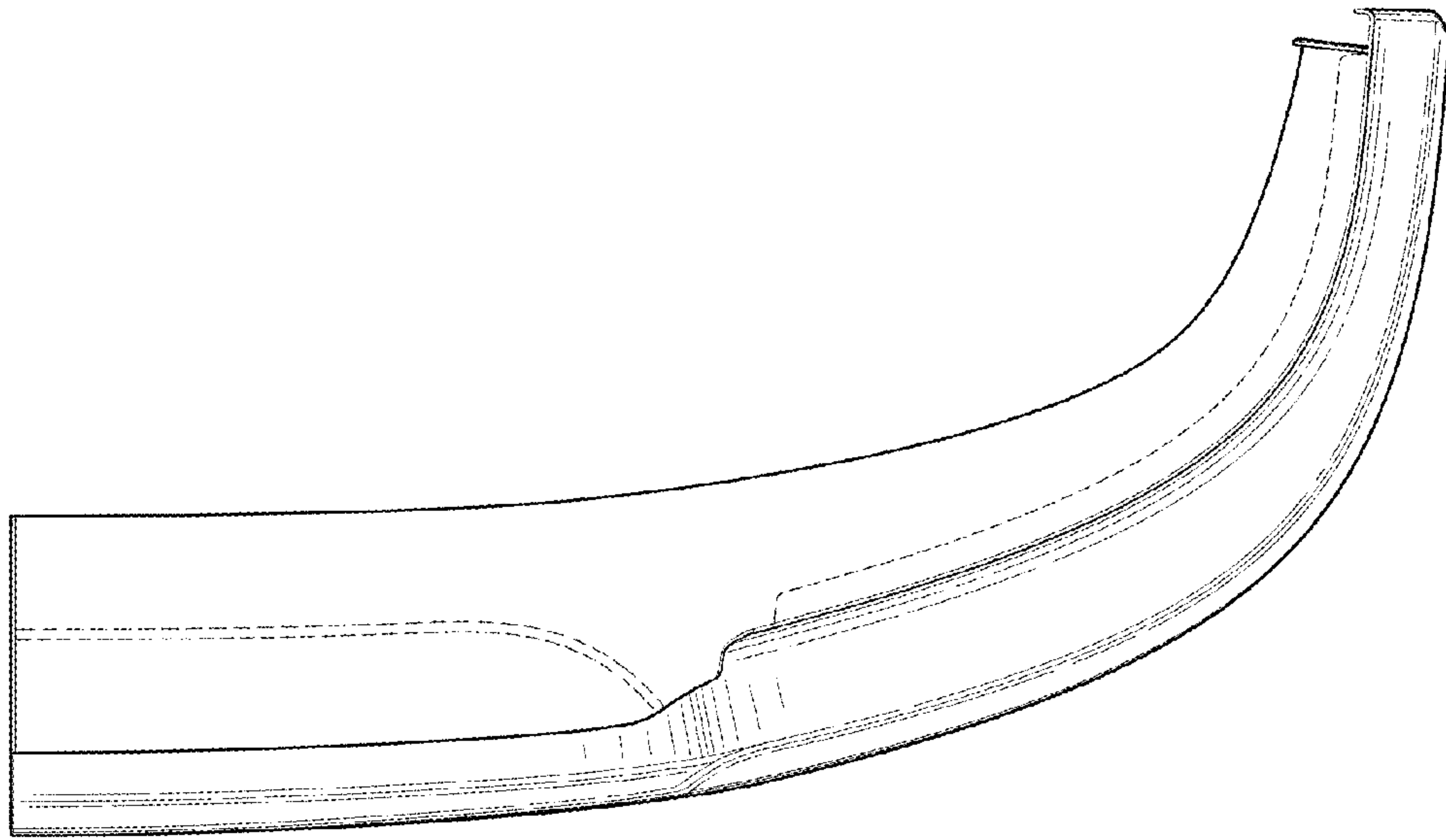


Fig. 2.

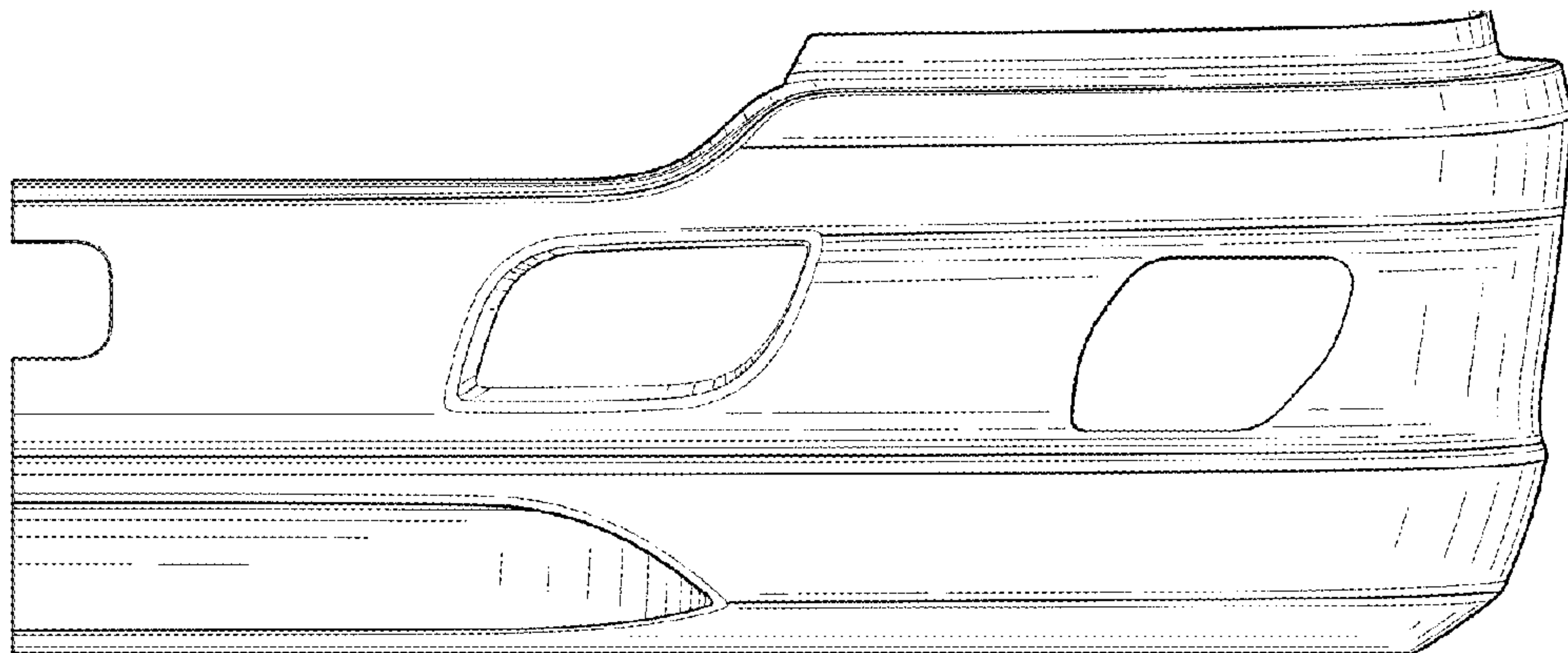


Fig. 3.

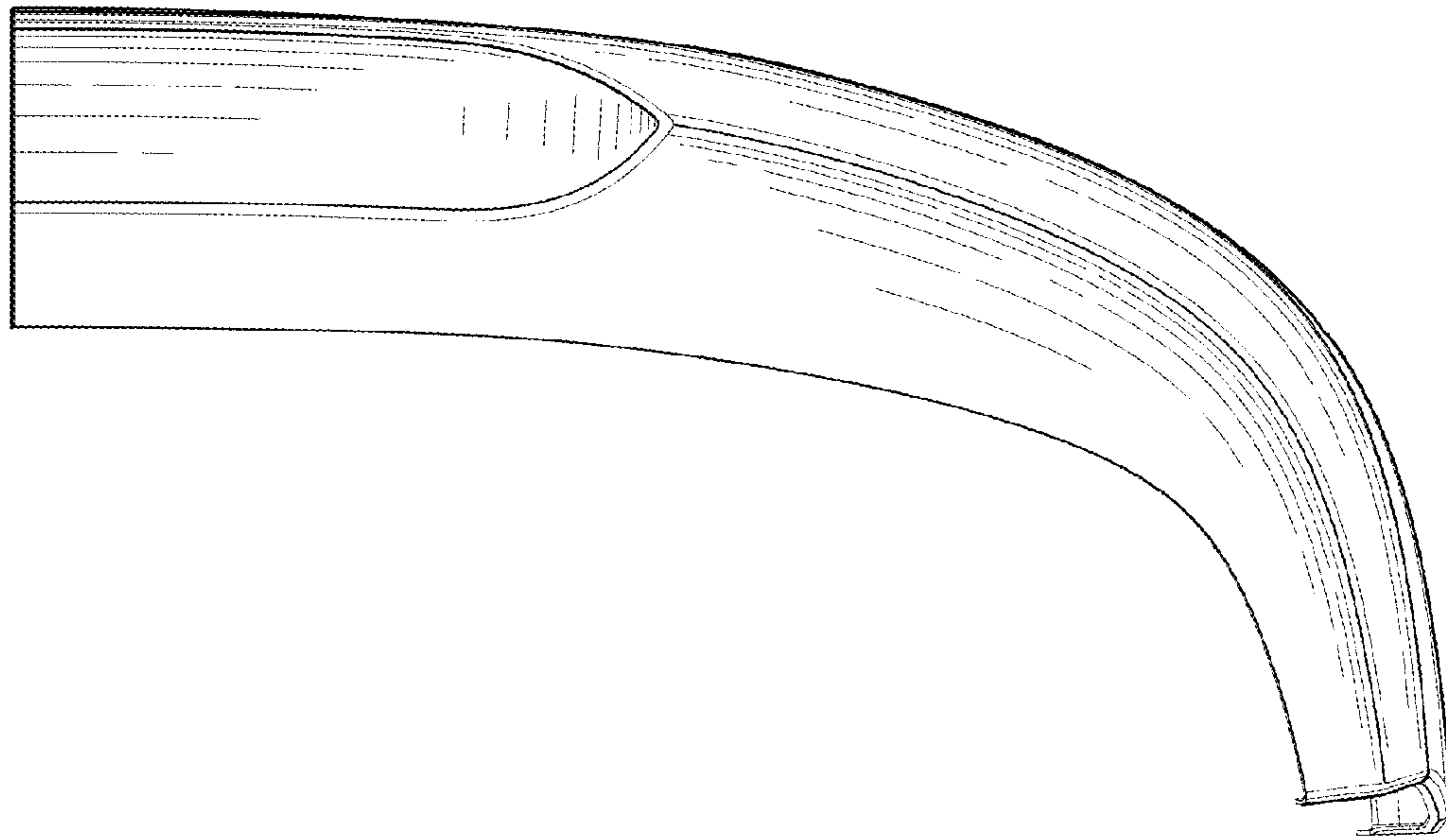


Fig. 4.

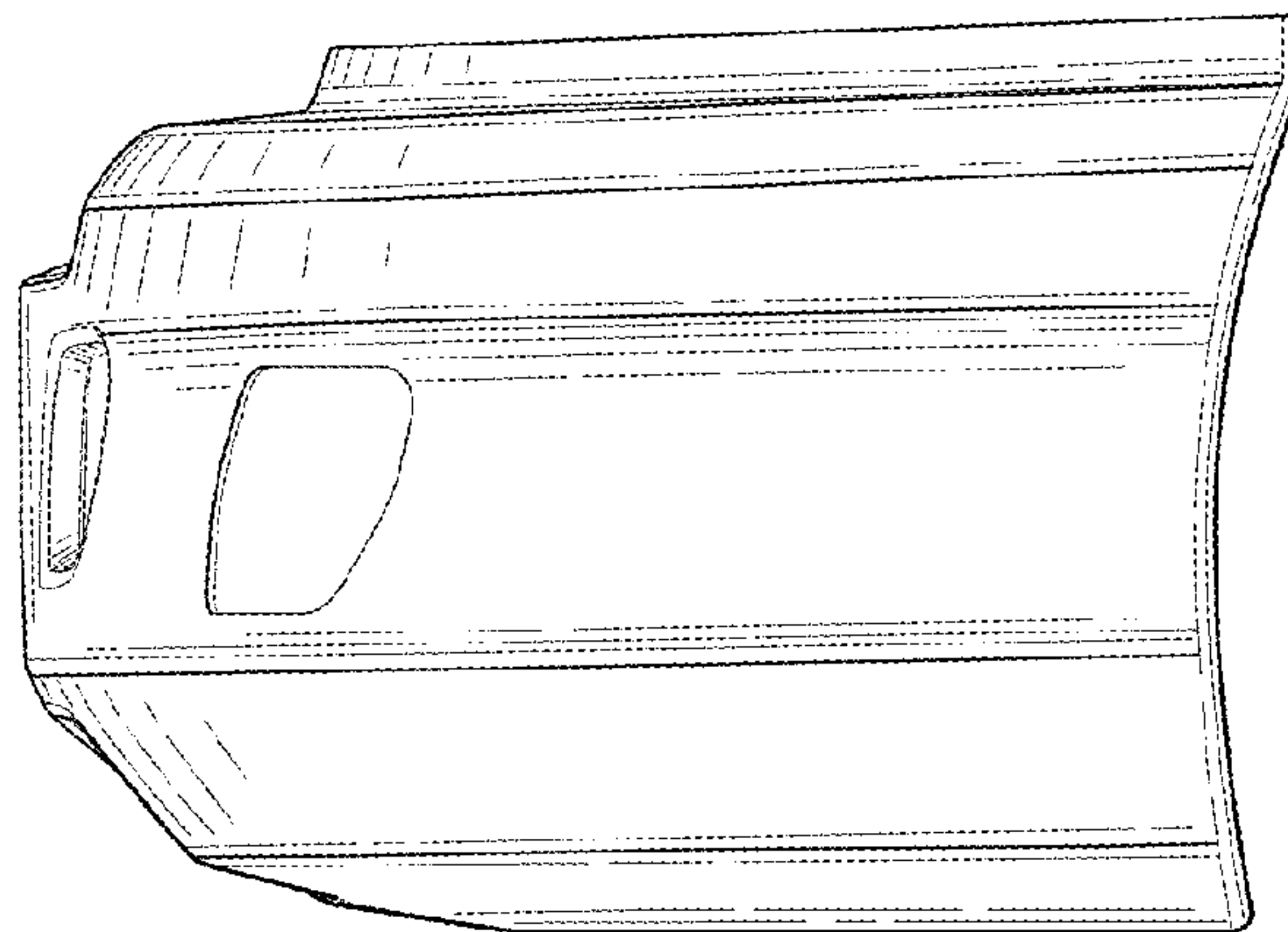


Fig. 5.

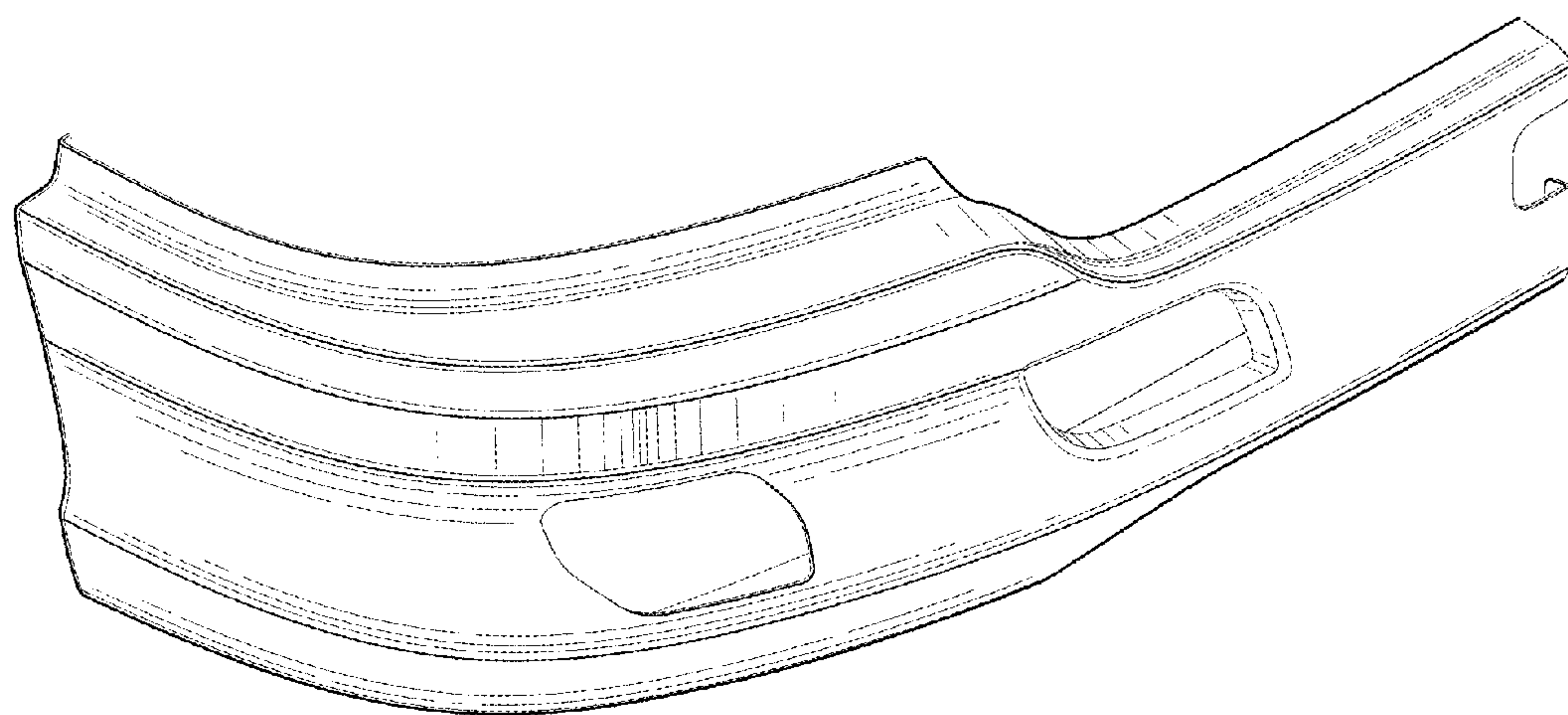


Fig. 6.

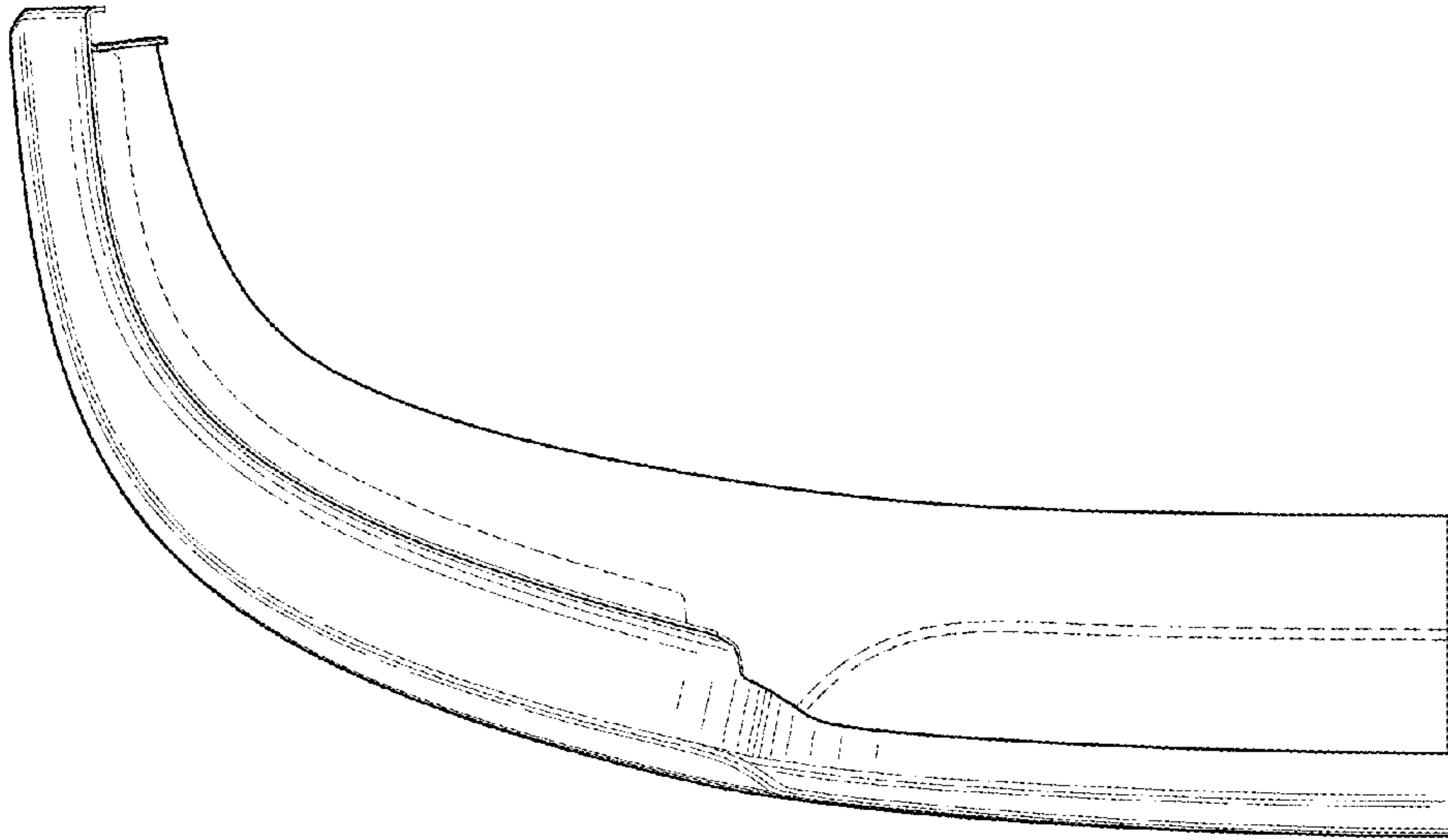


Fig. 7.

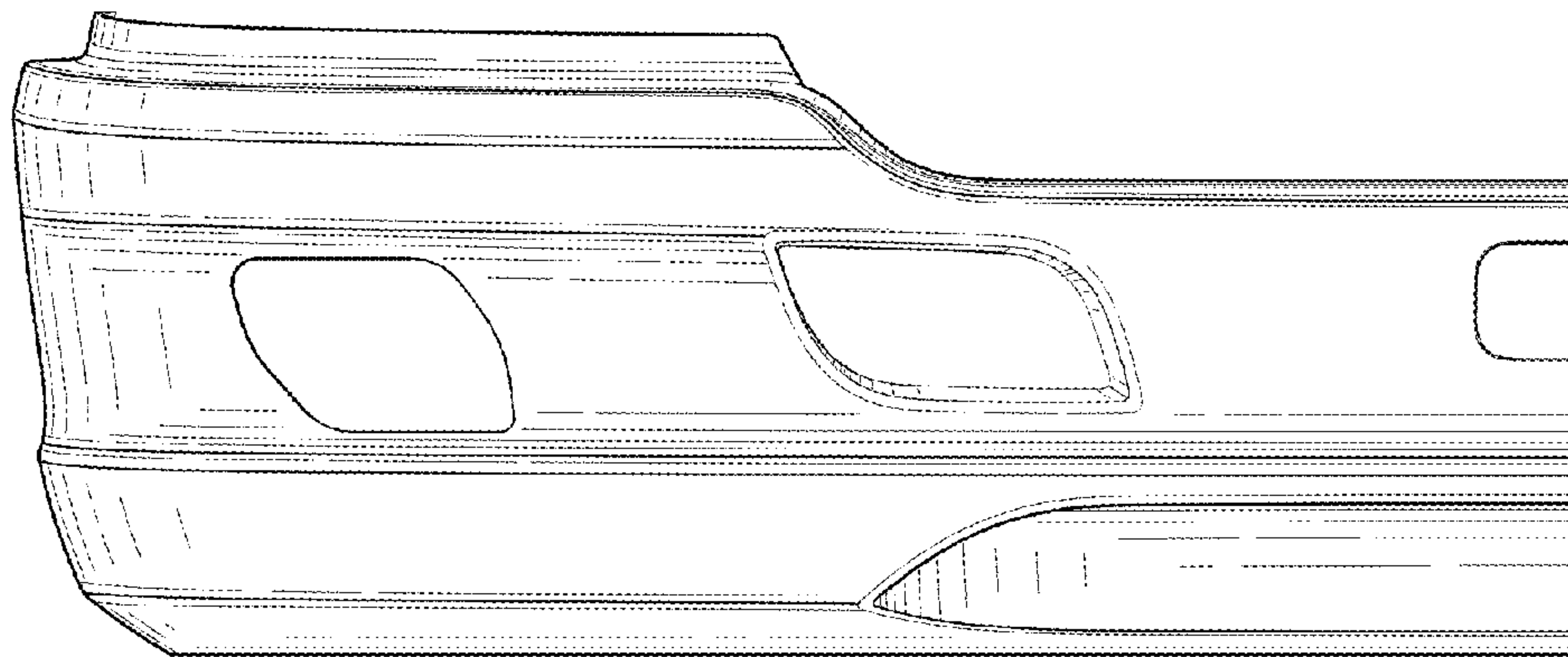


Fig. 8.

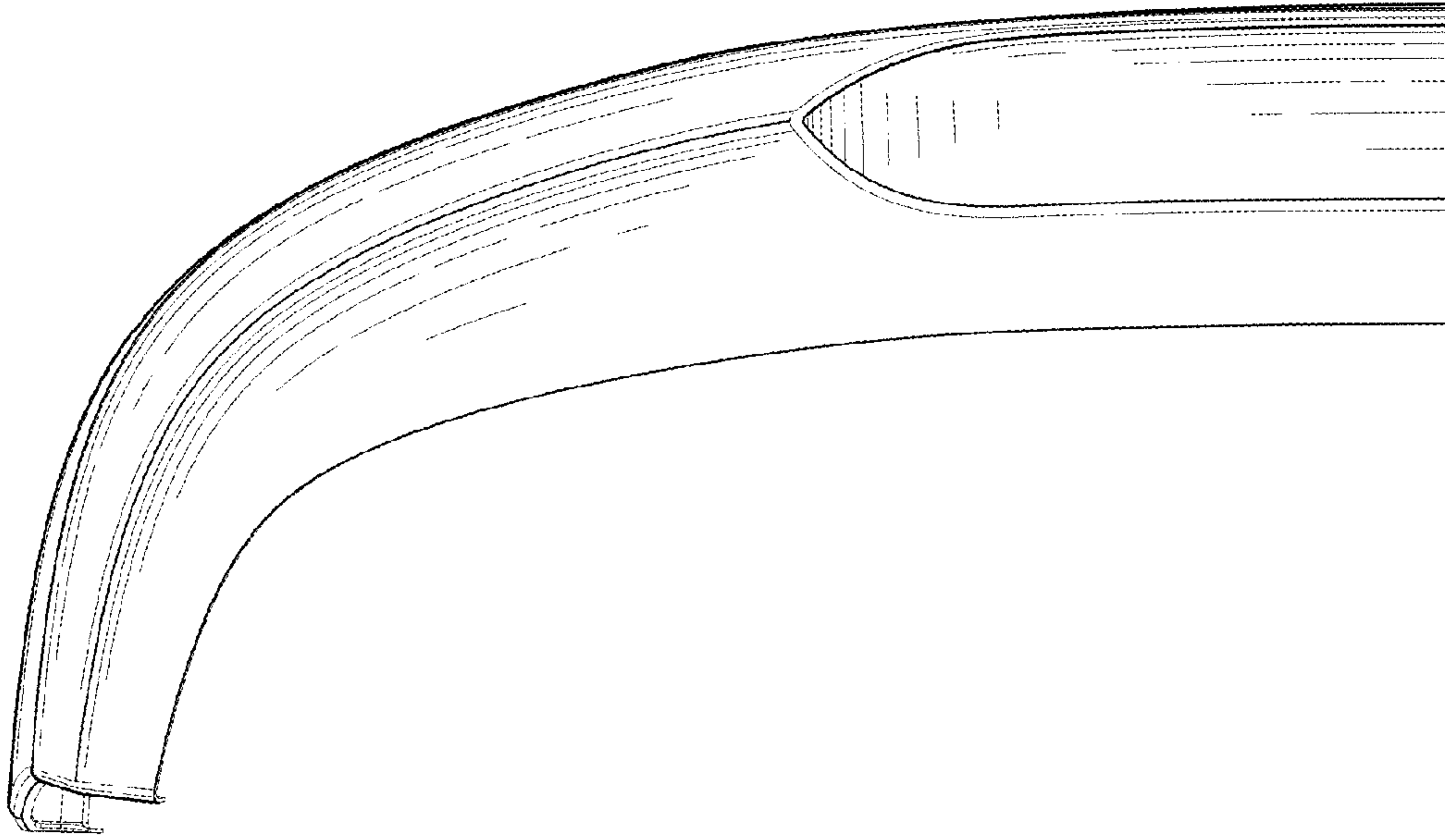


Fig. 9.

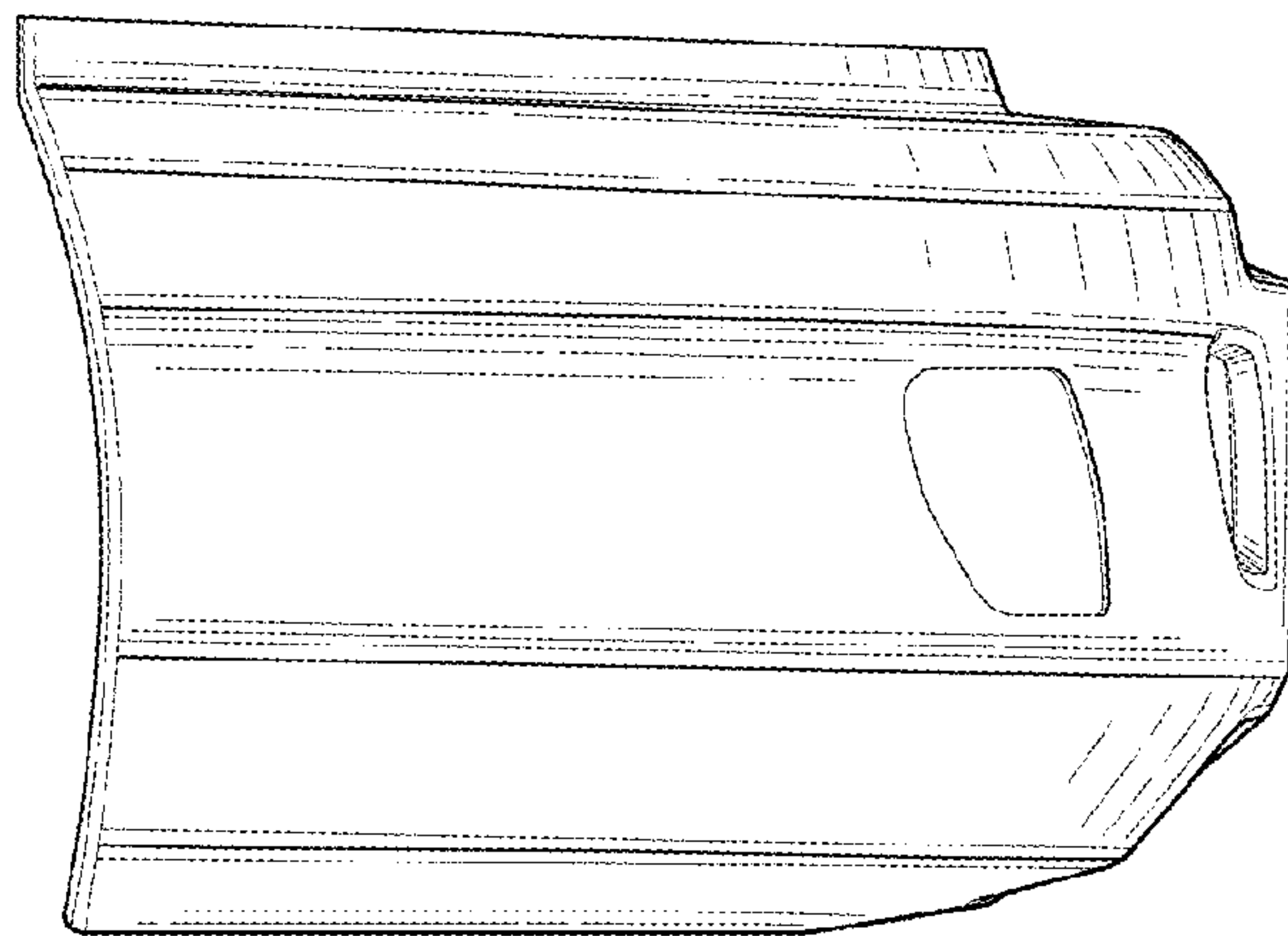


Fig. 10.

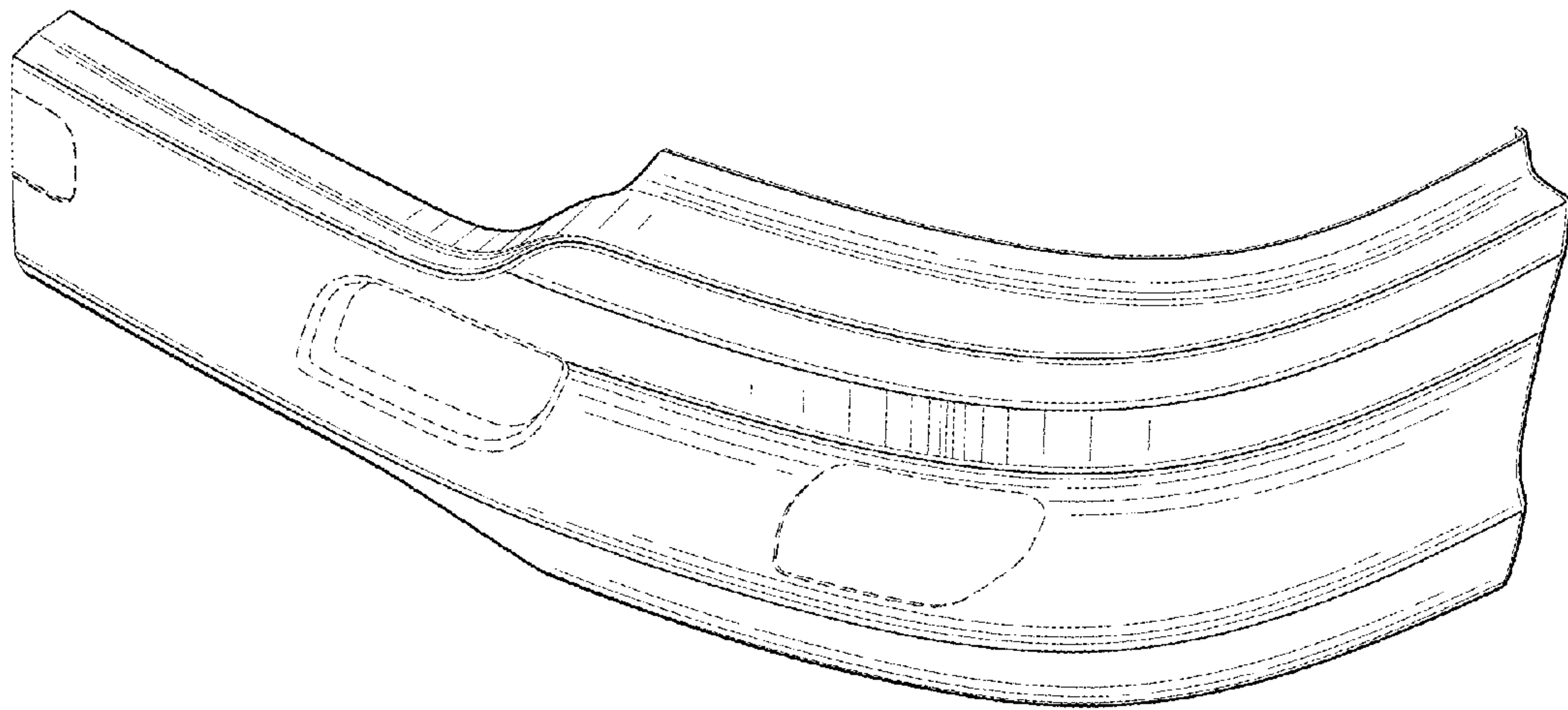


Fig. 11.

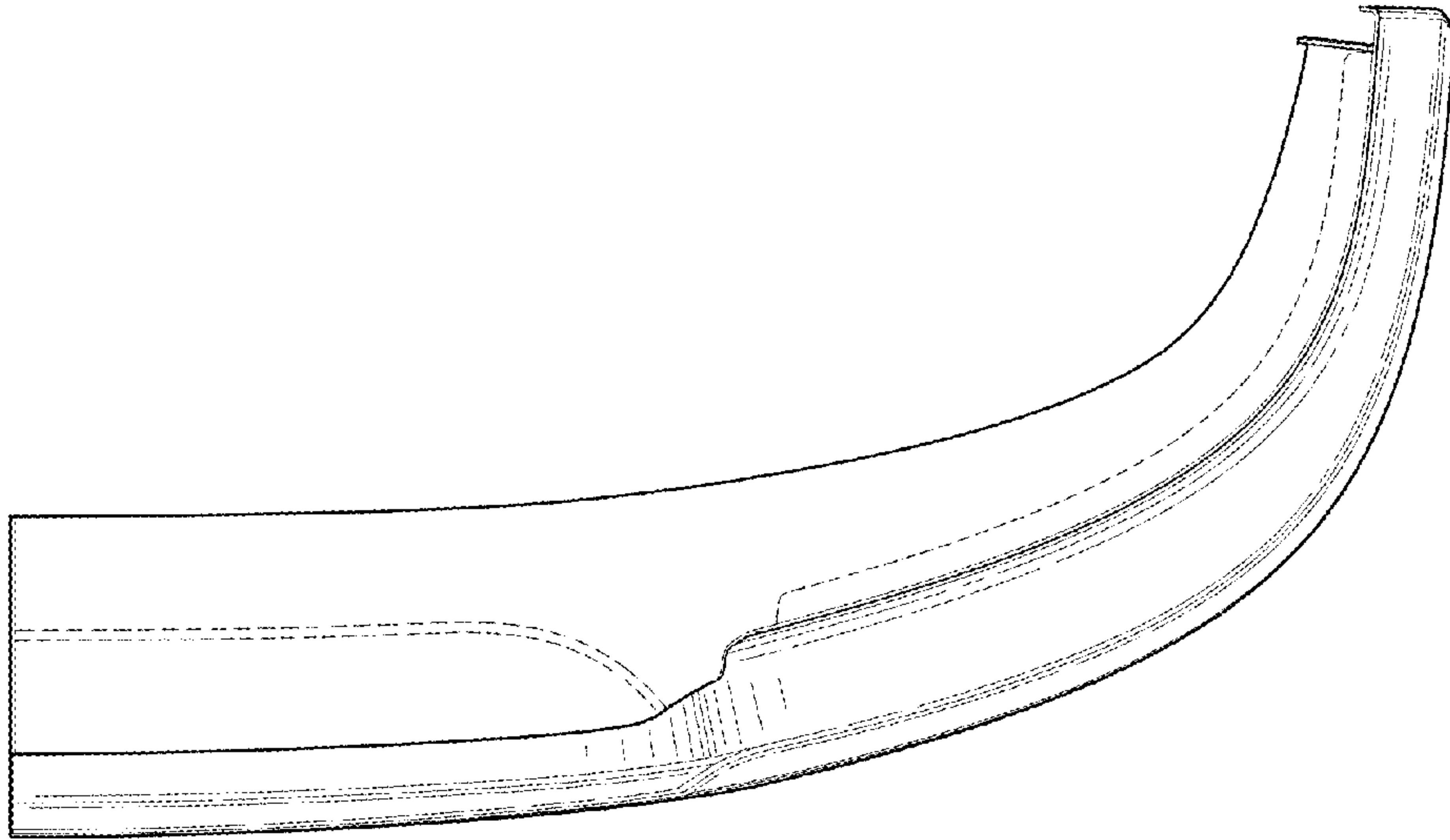


Fig. 12.

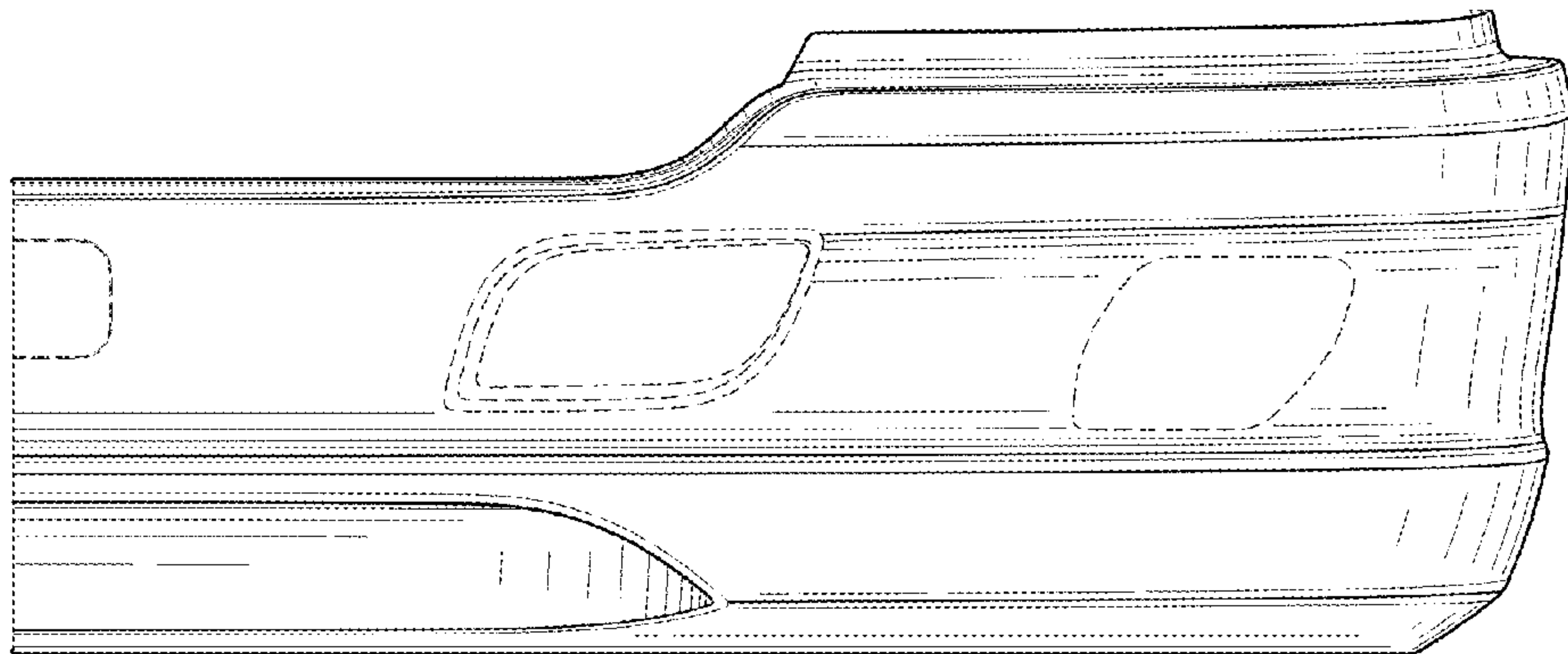


Fig. 13.

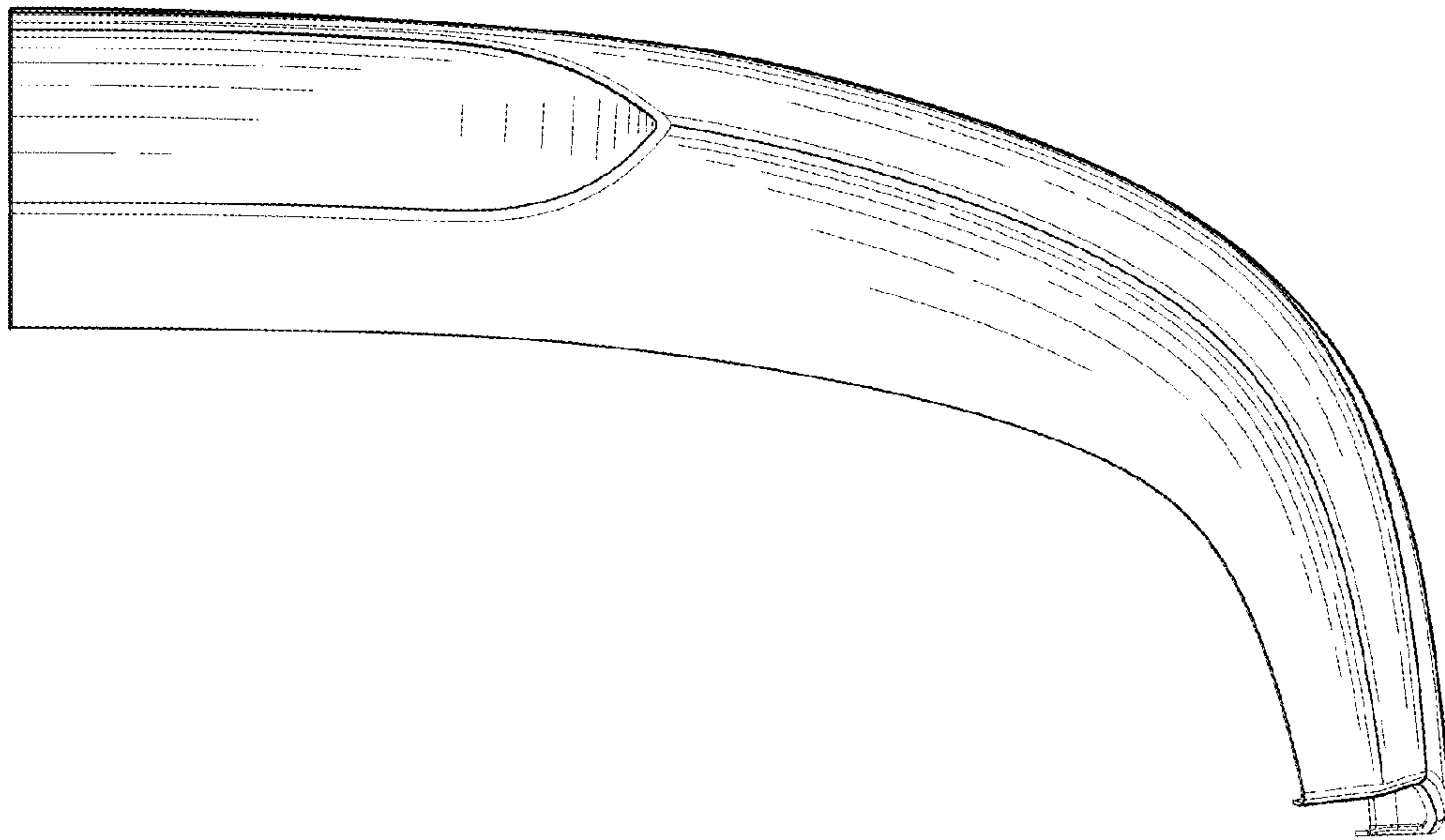


Fig. 14.

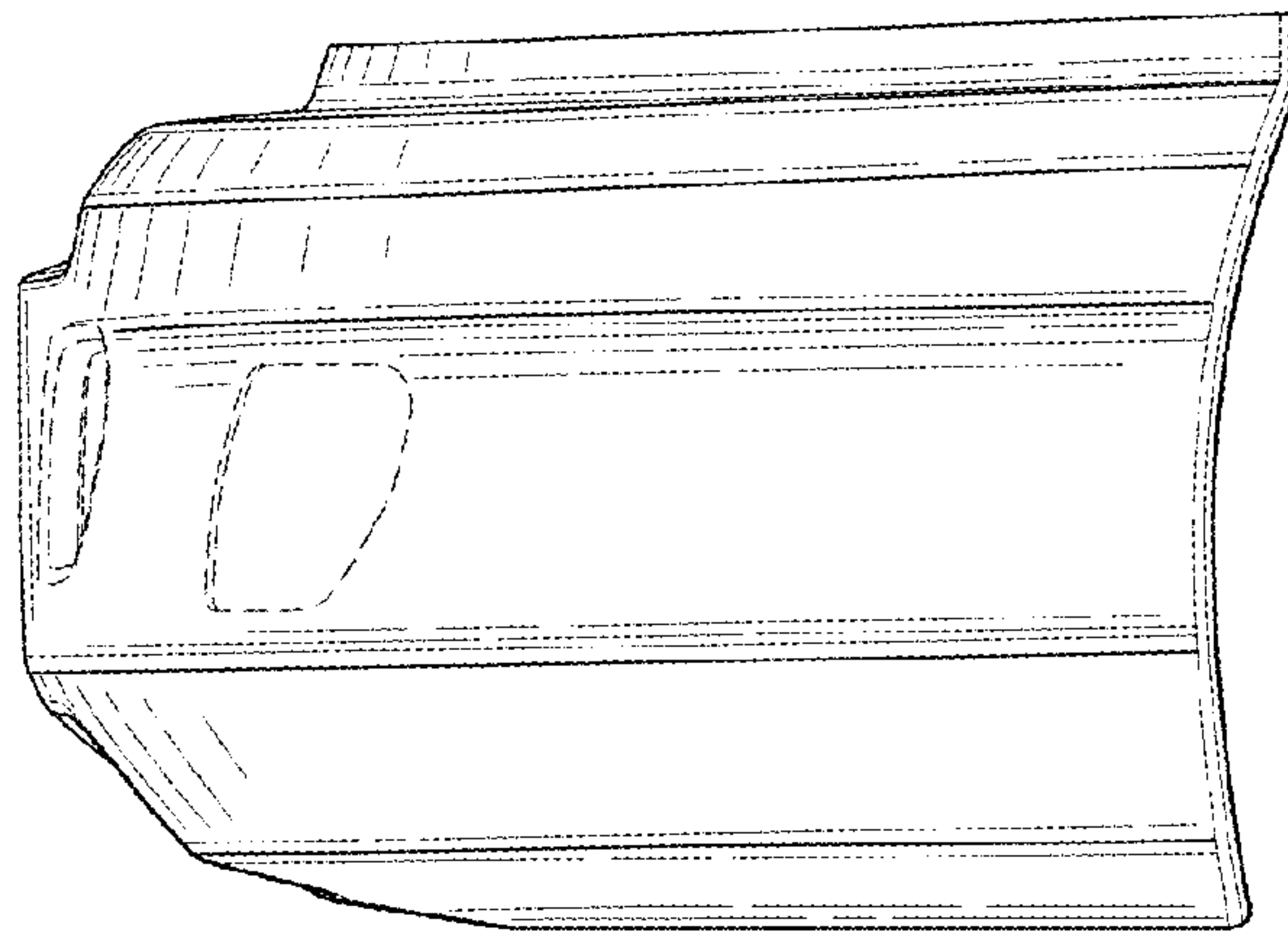


Fig. 15.

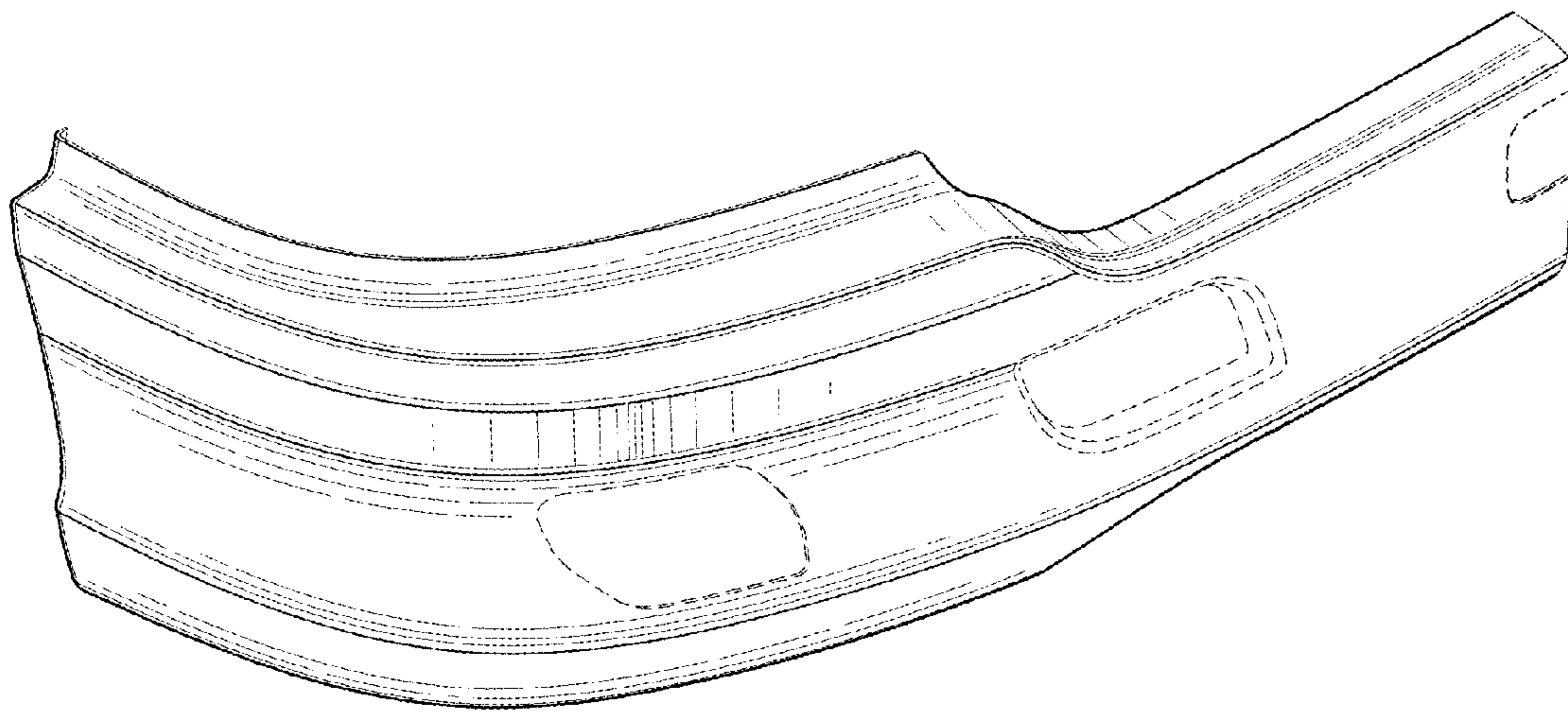


Fig. 16.

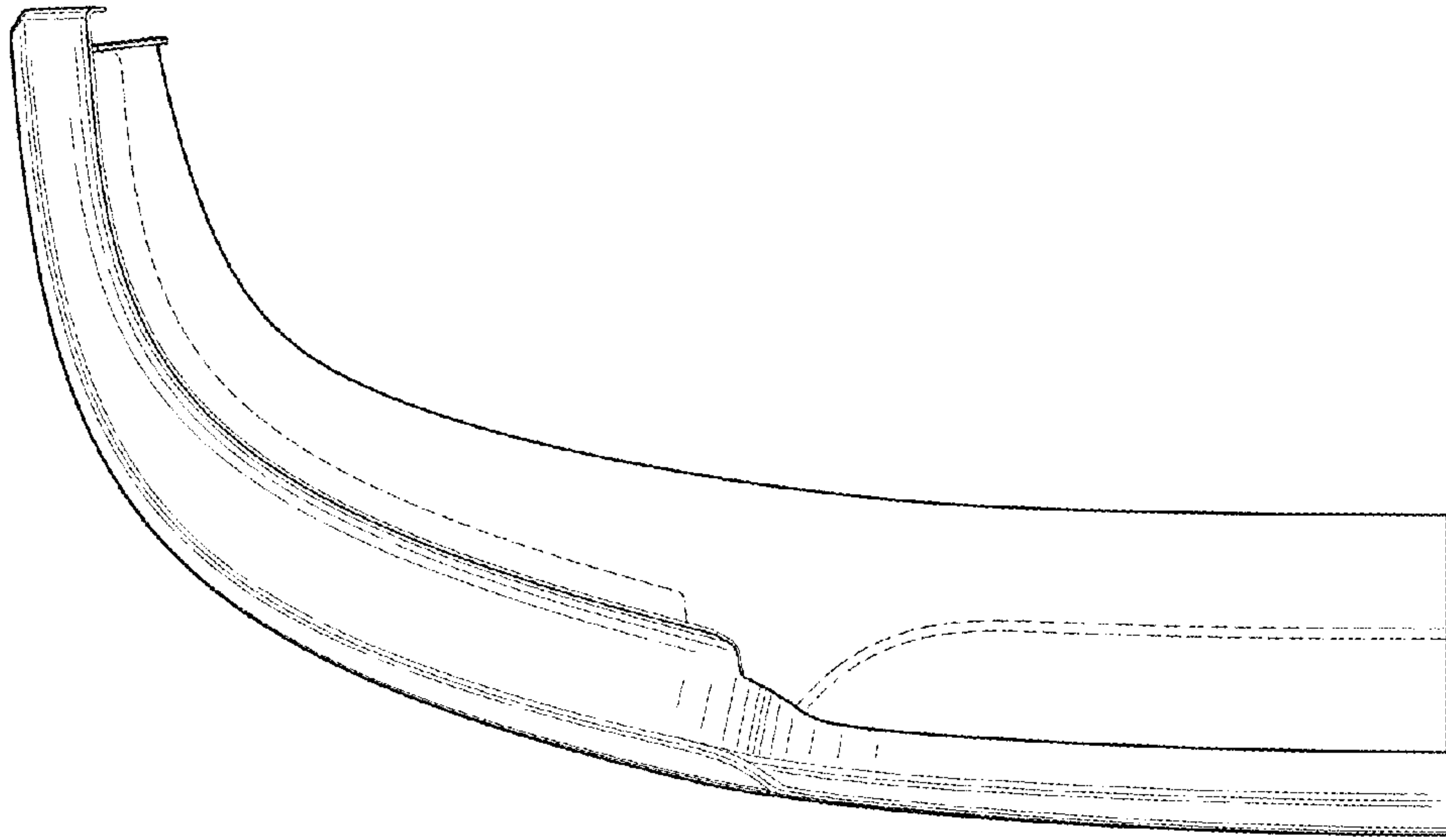


Fig. 17.

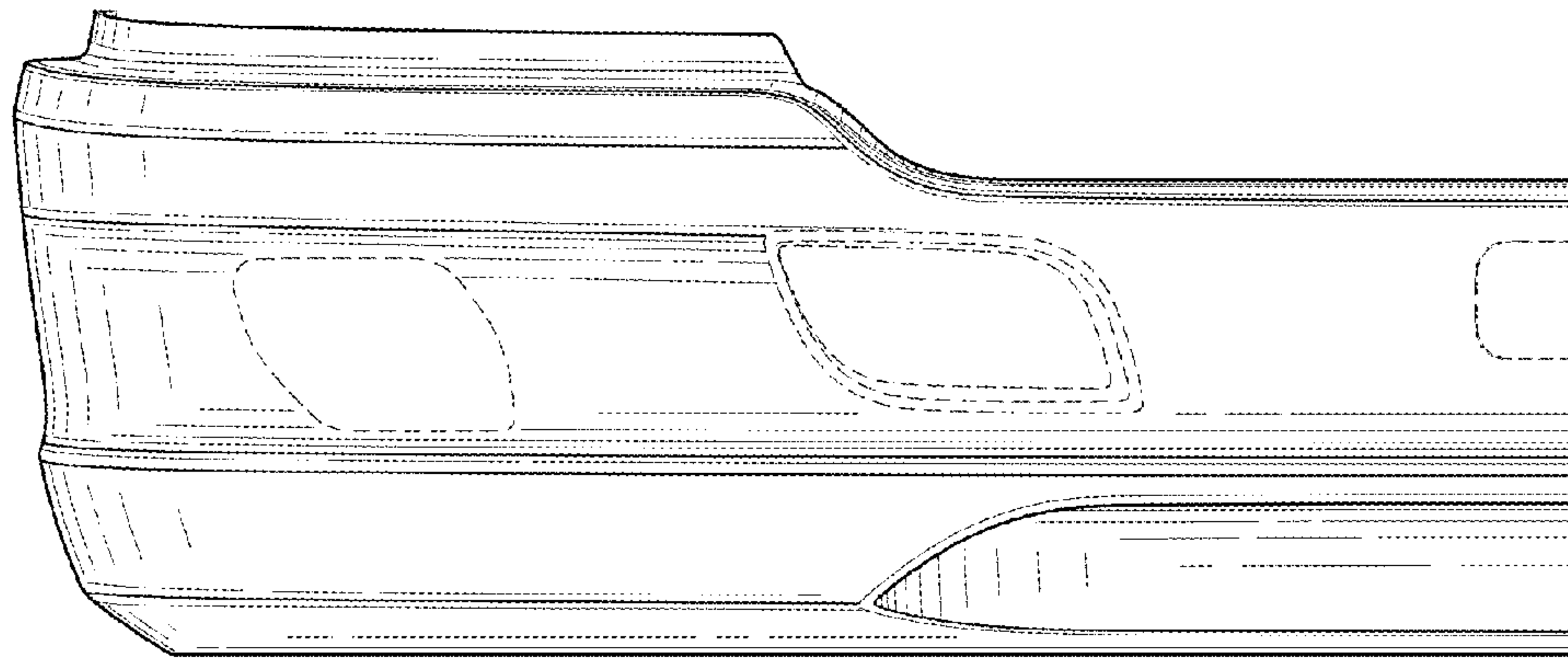


Fig. 18.

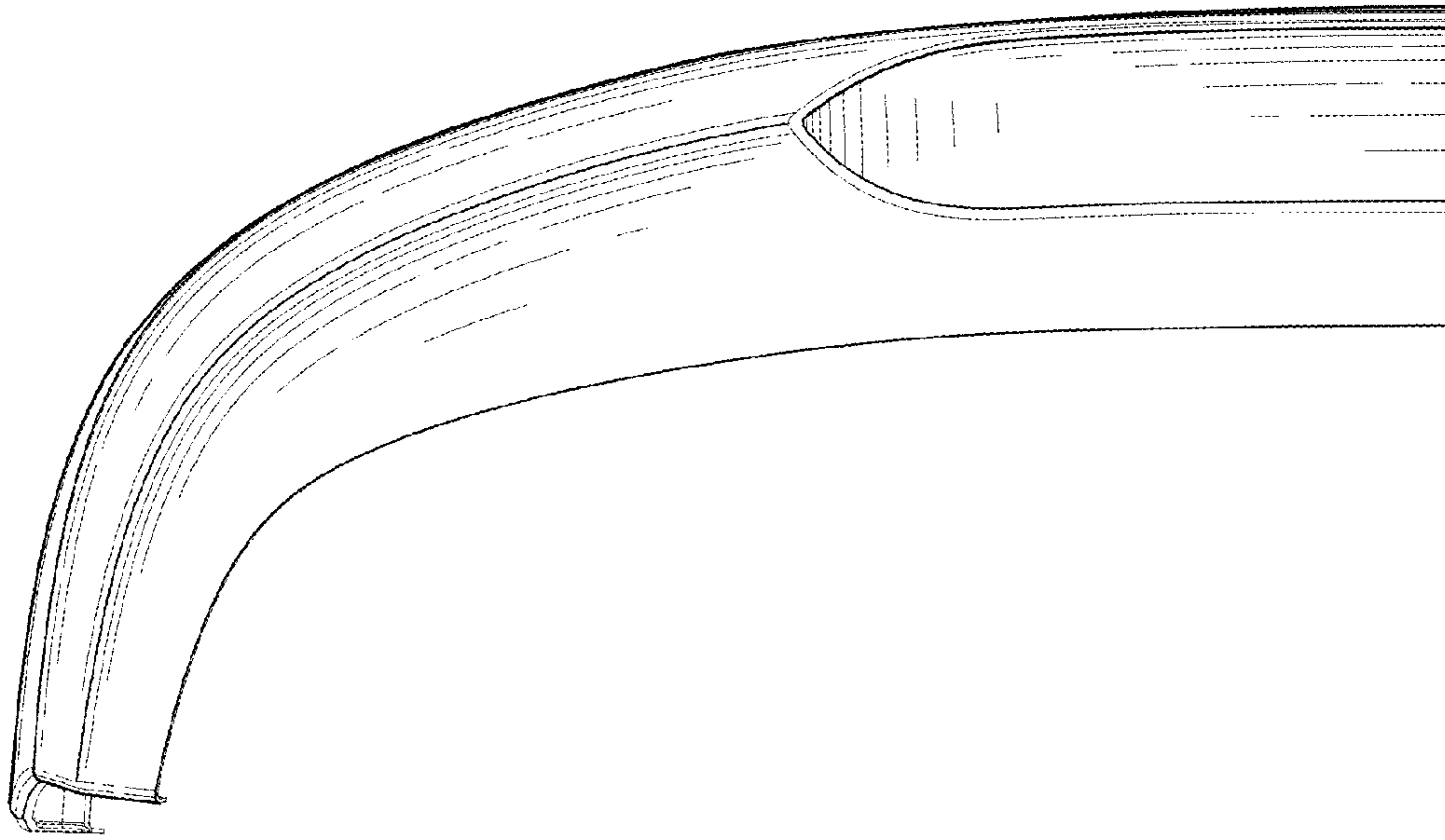


Fig. 19.

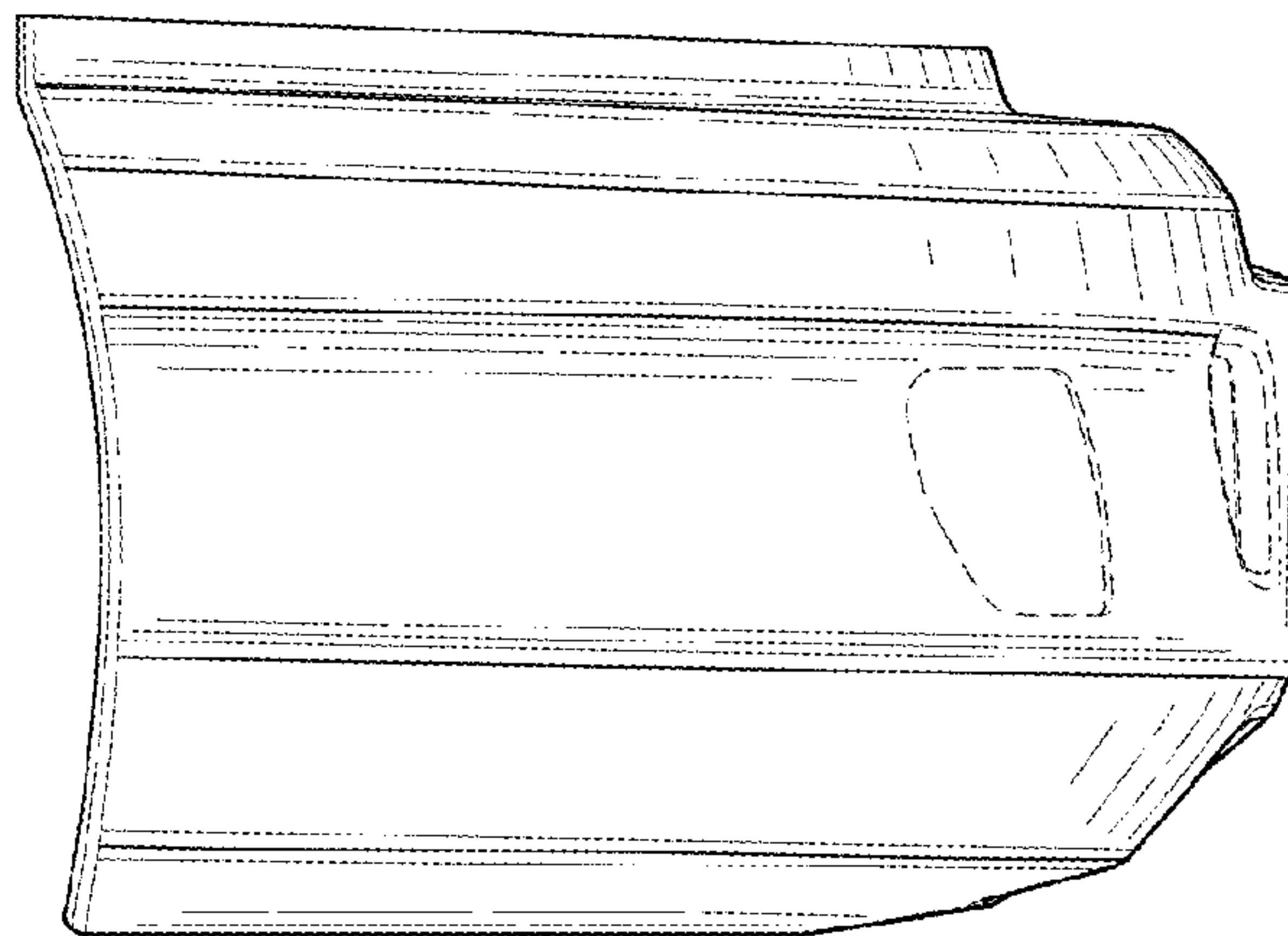


Fig. 20.