



US00D684499S

(12) **United States Design Patent**  
**Crouch**

(10) **Patent No.:** **US D684,499 S**

(45) **Date of Patent:** **\*\* Jun. 18, 2013**

(54) **PUMPKIN ARM**

(76) Inventor: **Joseph Crouch**, Las Vegas, NV (US)

(\*\*) Term: **14 Years**

(21) Appl. No.: **29/403,400**

(22) Filed: **Oct. 5, 2011**

(51) **LOC (9) Cl.** ..... **11-05**

(52) **U.S. Cl.**  
USPC ..... **D11/121**

(58) **Field of Classification Search**  
USPC ..... D11/117, 121, 125, 127, 128, 130,  
D11/131, 157, 158, 160, 164; D21/576, 593,  
D21/594, 621; 428/7, 8, 9, 12  
See application file for complete search history.

(56) **References Cited**

U.S. PATENT DOCUMENTS

764,207	A *	7/1904	Robinson	.....	40/538
848,938	A *	4/1907	Tyndall	.....	40/540
3,822,170	A	7/1974	Smolen		
4,930,053	A *	5/1990	Vaught	.....	362/121
D345,621	S *	3/1994	McLaughlin, II	.....	D26/127
D418,935	S *	1/2000	Gilbert et al.	.....	D26/68
D443,774	S *	6/2001	Davenport et al.	.....	D6/412
D444,411	S *	7/2001	Glaubitz	.....	D11/128
D445,720	S *	7/2001	Glaubitz	.....	D11/128
D457,465	S *	5/2002	Hollingsworth et al.	.....	D11/215
D465,743	S *	11/2002	Mangini et al.	.....	D11/121
D481,651	S	11/2003	Homesley		
6,681,469	B2 *	1/2004	Damon	.....	29/432
D486,645	S *	2/2004	Smith	.....	D3/306
D520,405	S *	5/2006	Prebil	.....	D11/125
D559,727	S *	1/2008	Garrison	.....	D11/121
D568,779	S *	5/2008	Birkmann et al.	.....	D11/125
D574,291	S *	8/2008	Liuzzi et al.	.....	D11/125

D591,530	S *	5/2009	Giovanazzi	.....	D6/450
D620,678	S *	8/2010	Bengyak	.....	D2/615
D623,087	S *	9/2010	Partida	.....	D11/160
D633,960	S *	3/2011	Choy	.....	D21/621
D634,668	S	3/2011	Ksobiech		
D654,246	S *	2/2012	Bengyak	.....	D2/619
2011/0117812	A1	5/2011	Conner		

\* cited by examiner

*Primary Examiner* — Elizabeth J Oswecki

(74) *Attorney, Agent, or Firm* — Lightbulb IP, LLC

(57) **CLAIM**

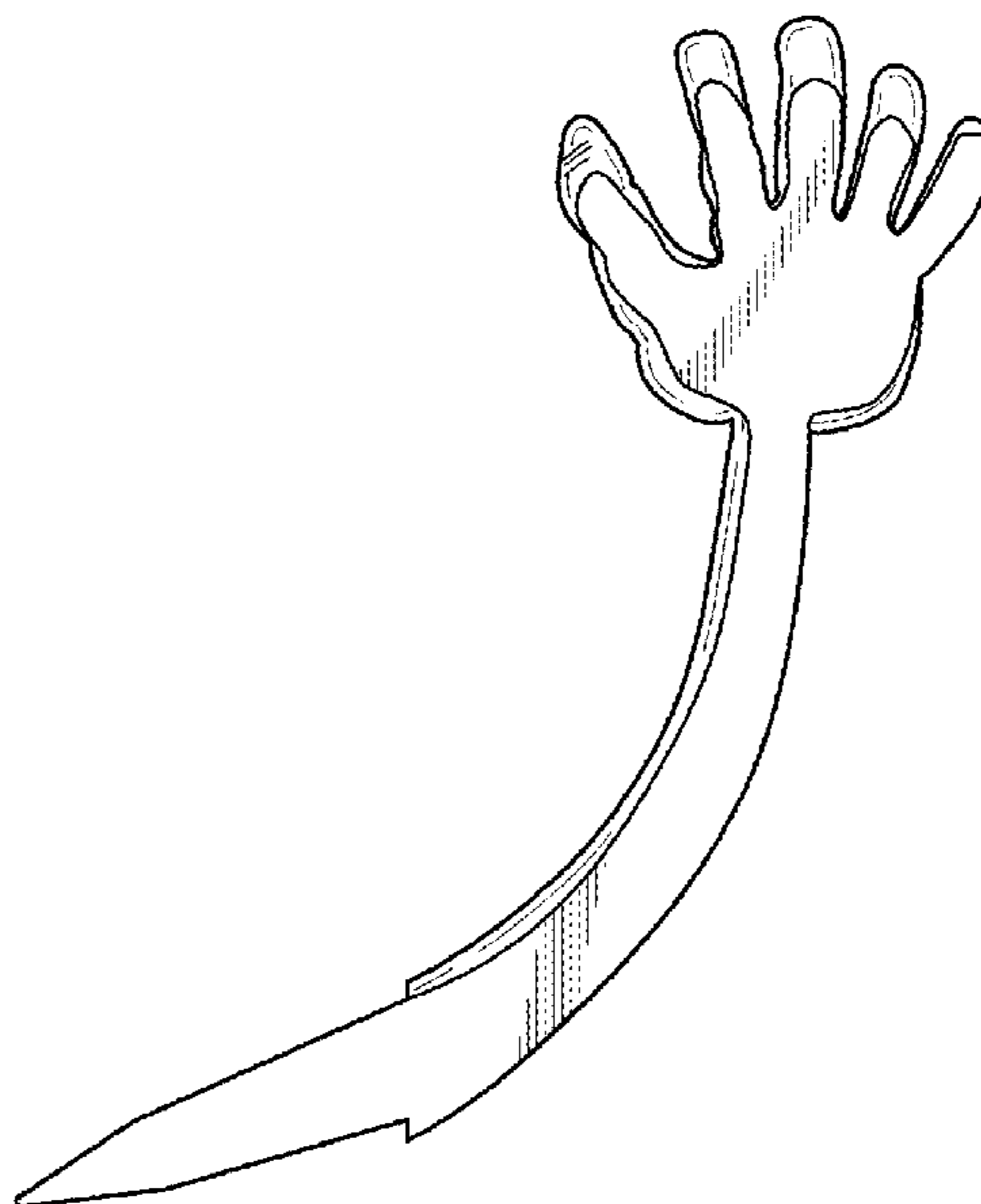
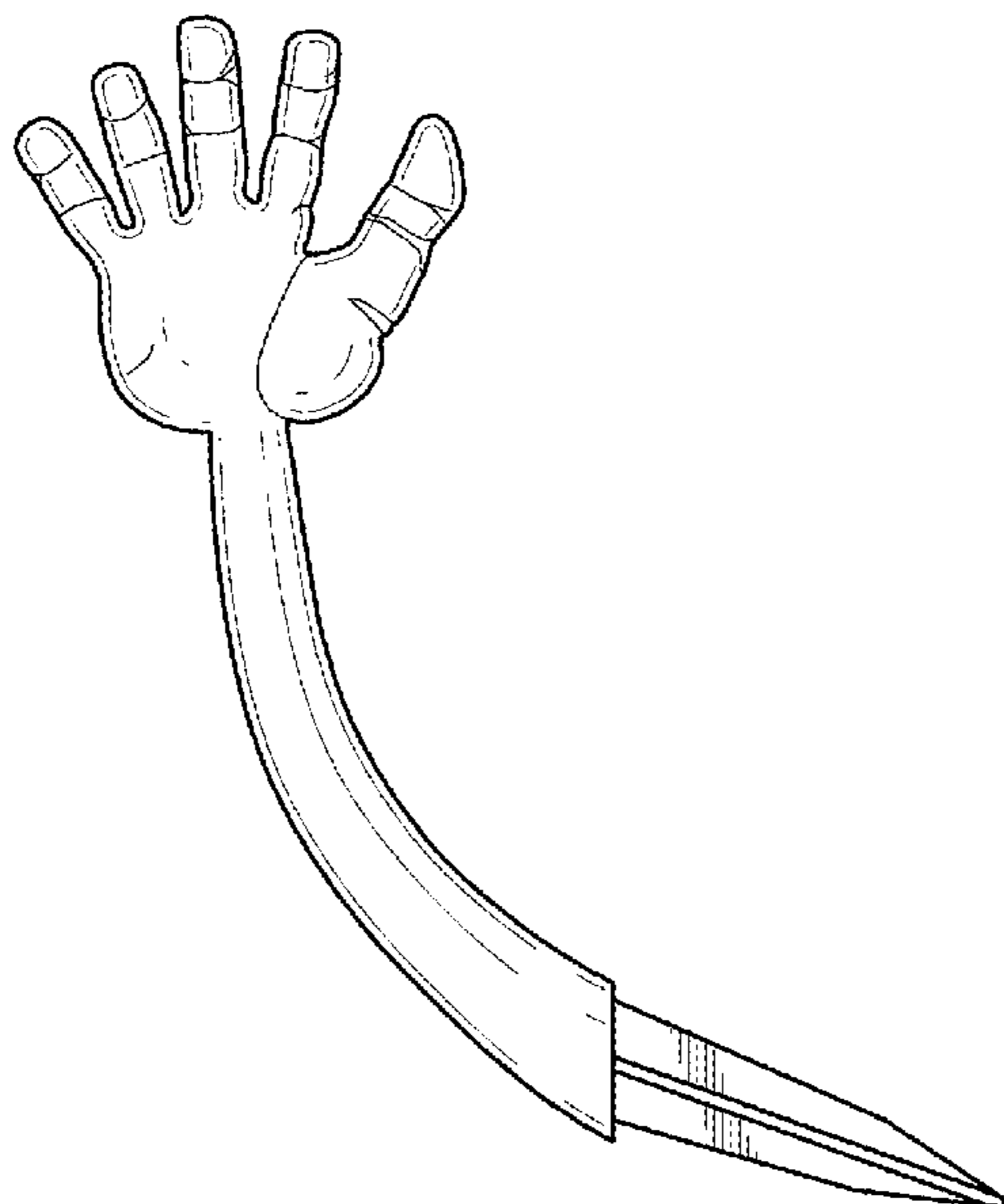
The ornamental design for pumpkin arm, as shown and described.

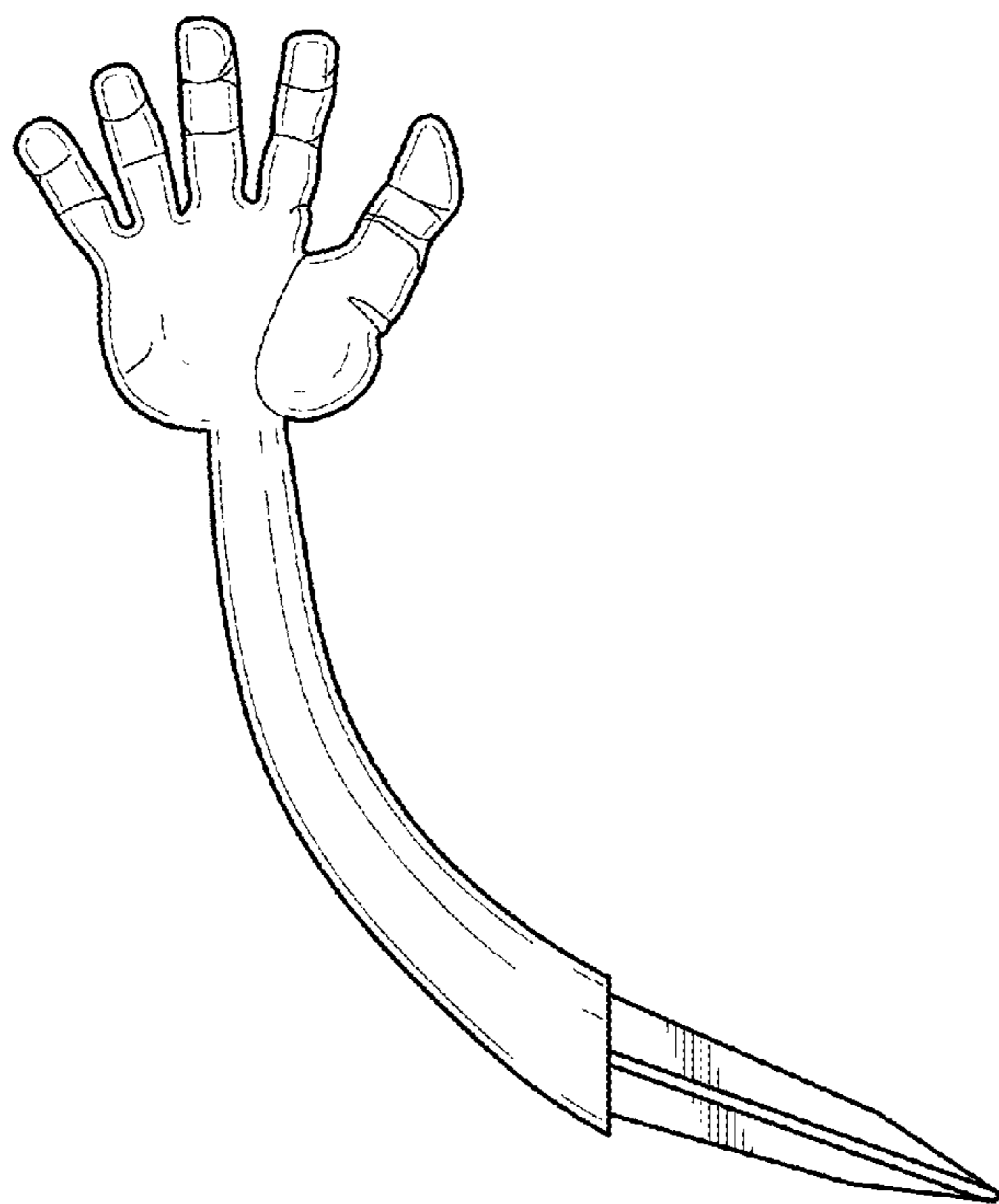
**DESCRIPTION**

FIG. 1 is a front view of a first embodiment of a right side pumpkin arm showing my new design;  
 FIG. 2 is a back view thereof;  
 FIG. 3 is a side view thereof;  
 FIG. 4 is an opposite side view of FIG. 3 thereof;  
 FIG. 5 is a bottom view thereof;  
 FIG. 6 is a top view thereof;  
 FIG. 7 is a front view of a second embodiment of a left side pumpkin arm showing my new design;  
 FIG. 8 is a back view thereof;  
 FIG. 9 is a side view thereof;  
 FIG. 10 is an opposite side view of FIG. 9 thereof;  
 FIG. 11 is a bottom view thereof; and,  
 FIG. 12 is a top view thereof.

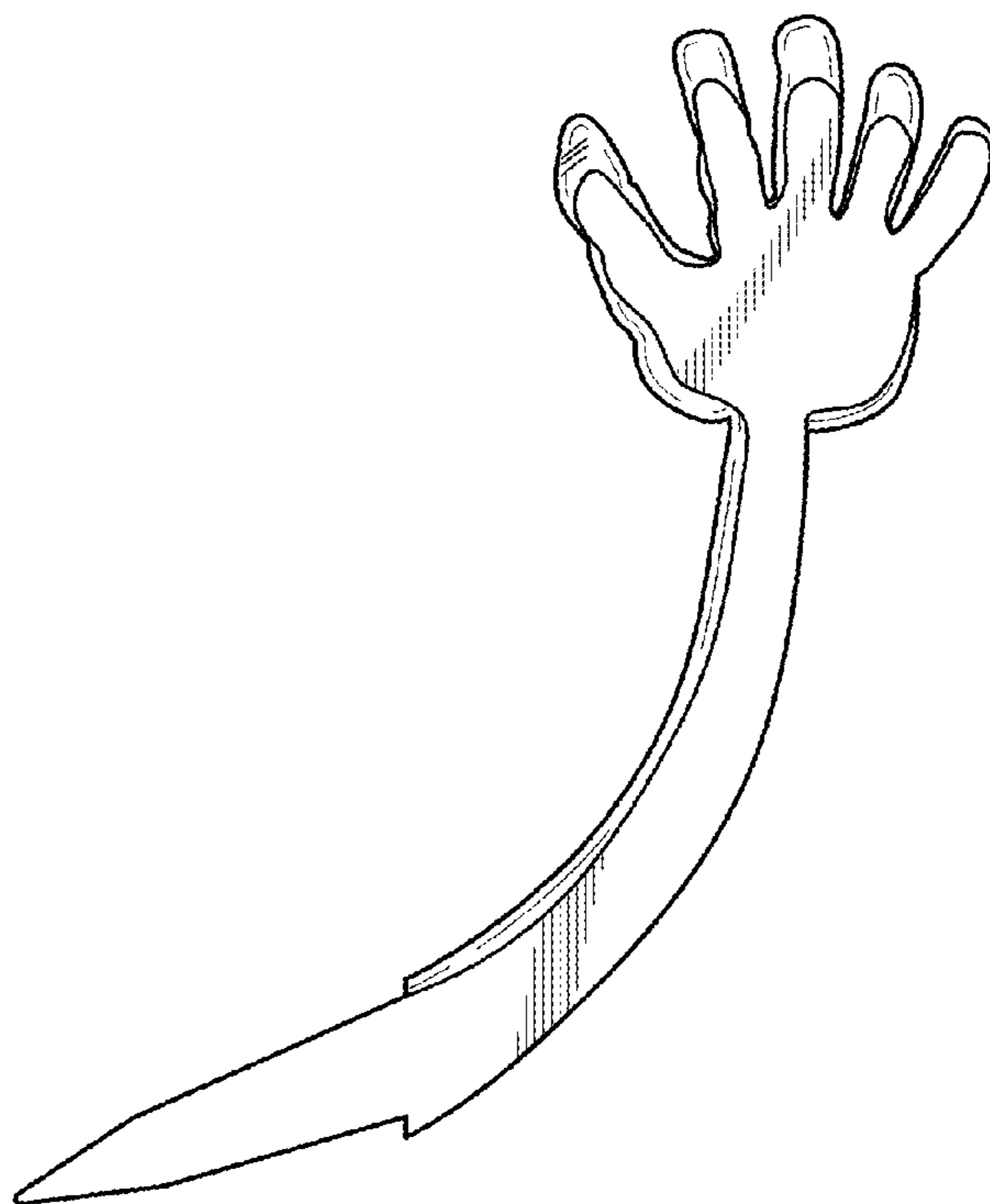
The portions shown in broken lines in the drawings illustrate an environment and are not part of the claimed design.

**1 Claim, 4 Drawing Sheets**






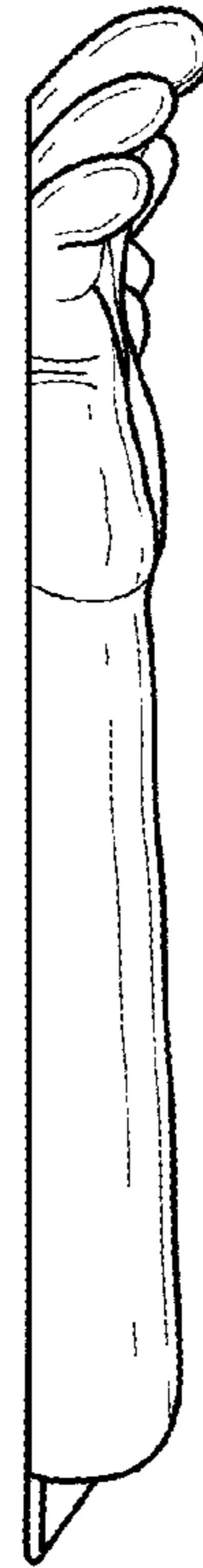
**FIG. 1**



**FIG. 2**



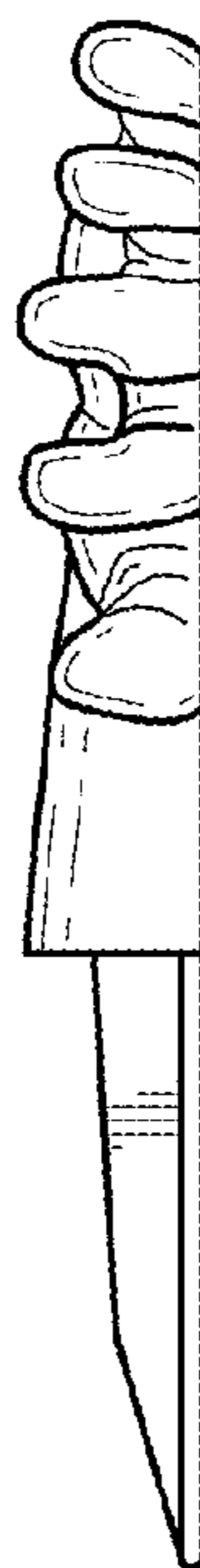
**FIG. 3**



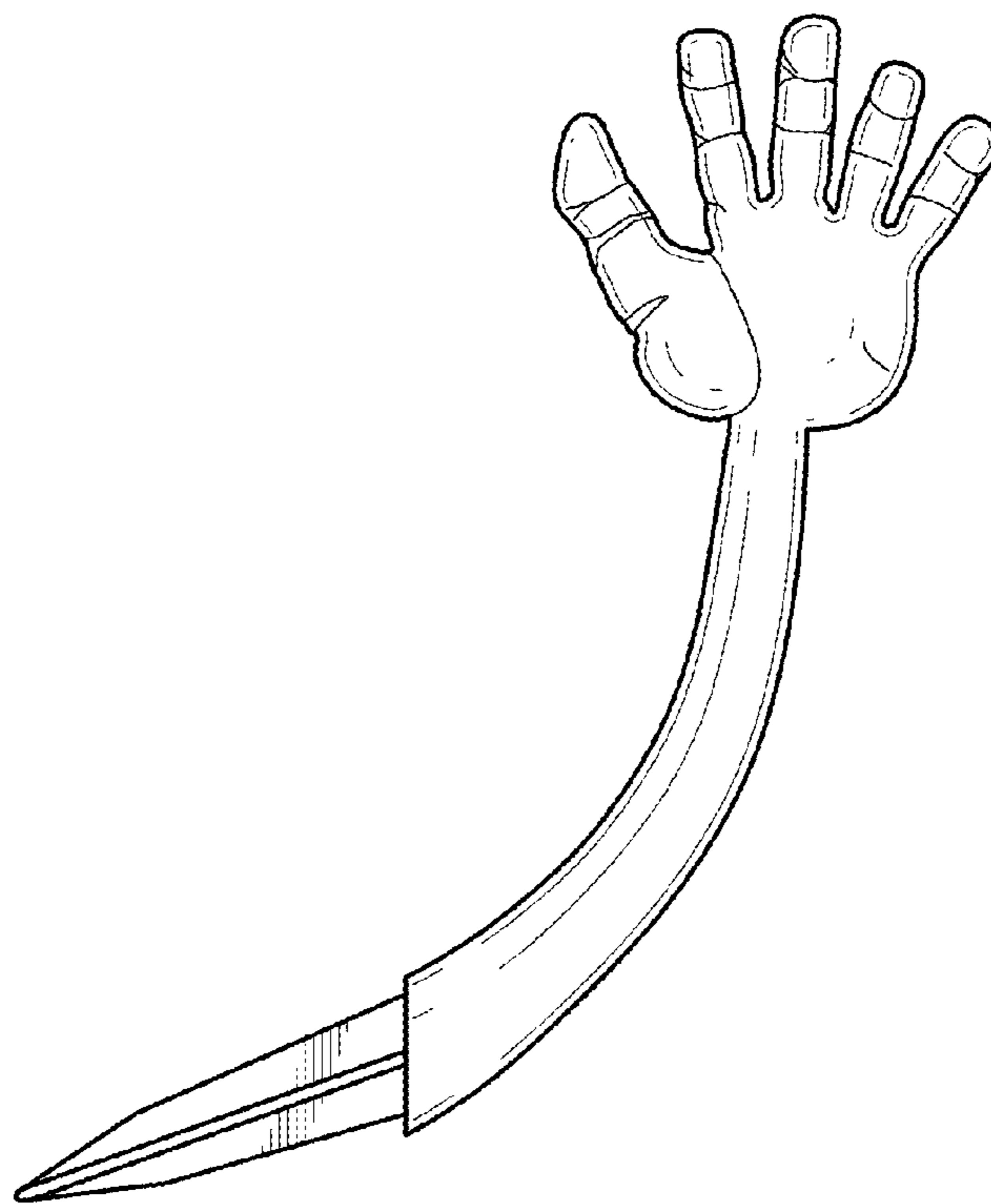
**FIG. 4**



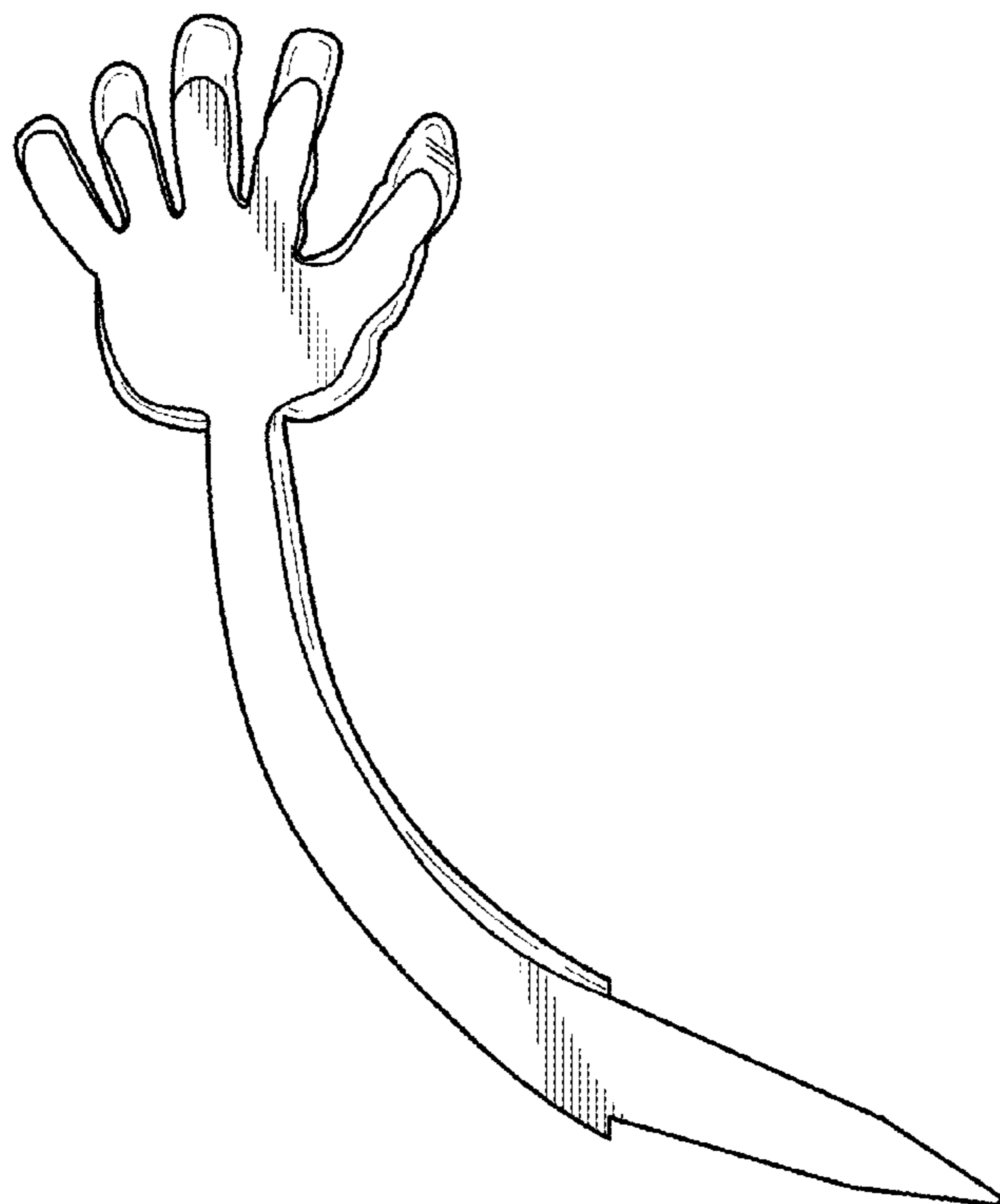
**FIG. 5**




**FIG. 6**



**FIG. 7**




**FIG. 8**



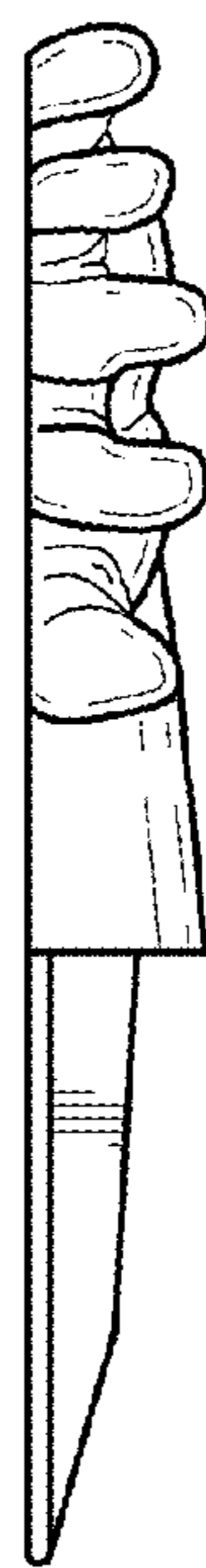
**FIG. 9**



**FIG. 10**



**FIG. 11**



**FIG. 12**