



US00D684495S

(12) **United States Design Patent**
Alpert et al.

(10) **Patent No.:** **US D684,495 S**
(45) **Date of Patent:** **** Jun. 18, 2013**

(54) **JEWELRY BRACELET**

(56) **References Cited**

(75) Inventors: **Yuval Alpert**, New York, NY (US);
Danna Kobo, New York, NY (US)

(73) Assignee: **Shashi, Inc.**, New York, NY (US)

(**) Term: **14 Years**

(21) Appl. No.: **29/394,858**

(22) Filed: **Jun. 22, 2011**

U.S. PATENT DOCUMENTS

D583,273	S	*	12/2008	Gumuchdjian	D11/91
7,533,541	B1	*	5/2009	Zakinov	63/28
D645,375	S	*	9/2011	Alpert et al.	D11/3
D645,773	S	*	9/2011	Alpert et al.	D11/3

* cited by examiner

Primary Examiner — Austin Murphy

(57) **CLAIM**

The ornamental design for the jewelry bracelet article, shown and described in the drawings.

Related U.S. Application Data

(62) Division of application No. 29/361,950, filed on May 18, 2010, now Pat. No. Des. 645,773.

(51) **LOC (9) Cl.** **11-01**

(52) **U.S. Cl.**
USPC **D11/3; D11/16**

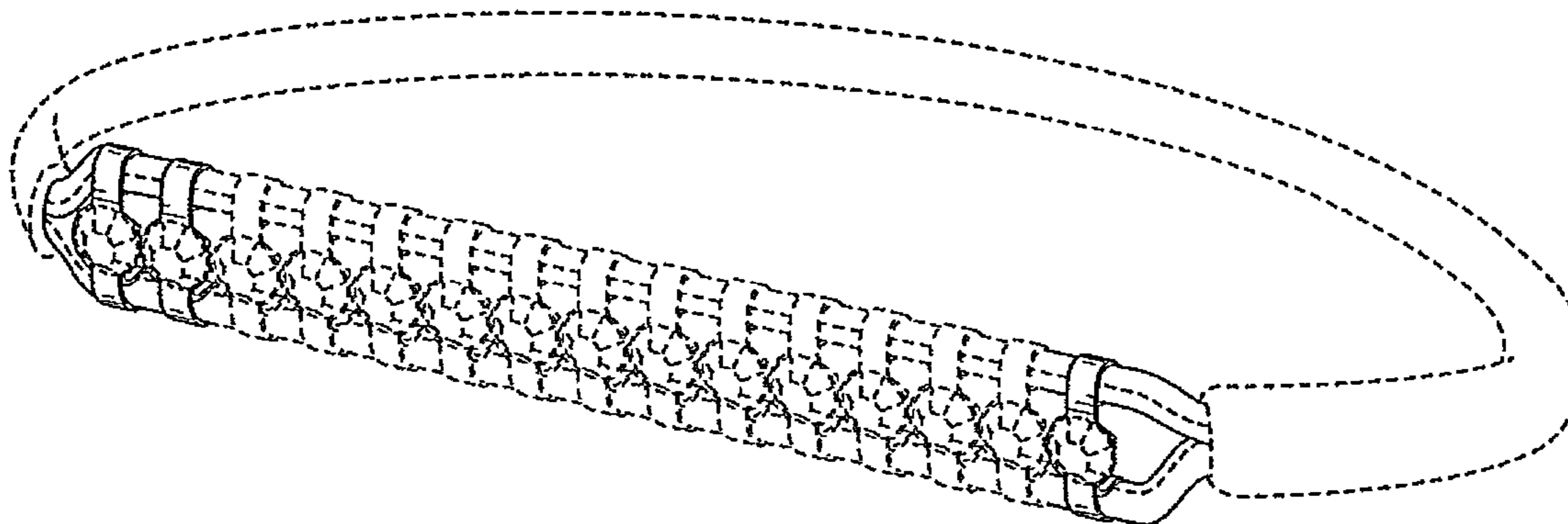
(58) **Field of Classification Search**
USPC D11/1, 4, 5, 6, 11, 12, 15, 17, 21,
D11/22, 25, 93, 94, 192, 3, 86; D10/32; D3/207;
63/11, 7, 3.1, 3.2, 4, 5.1, 5.2; 362/104, 571;
40/633

See application file for complete search history.

DESCRIPTION

FIG. 1 is a perspective view of this invention;
FIG. 2 is a right side plan view of this invention;
FIG. 3 is a left side plan view of this invention;
FIG. 4 is a top plan view of this invention;
FIG. 5 is a bottom plan view of this invention; and,
FIG. 6 is a front plan view of this invention.
The portions of the jewelry shown in dotted lines in the Figures are for environmental purposes only and form no part of the claimed design.

1 Claim, 5 Drawing Sheets



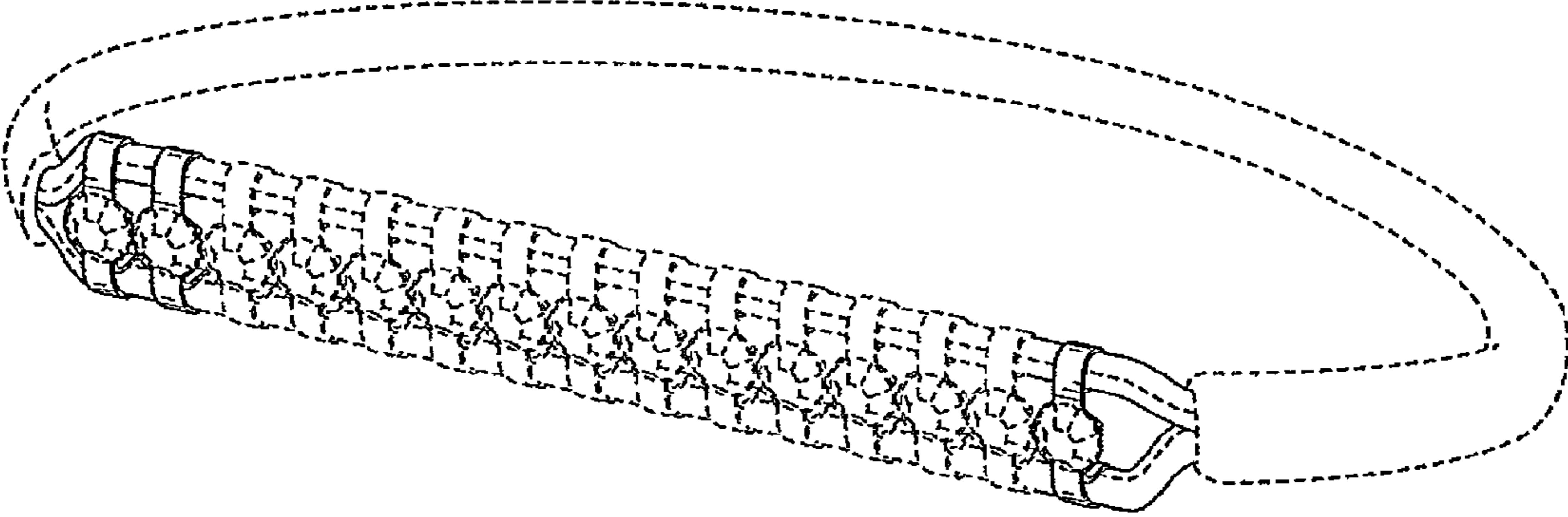


FIG. 1

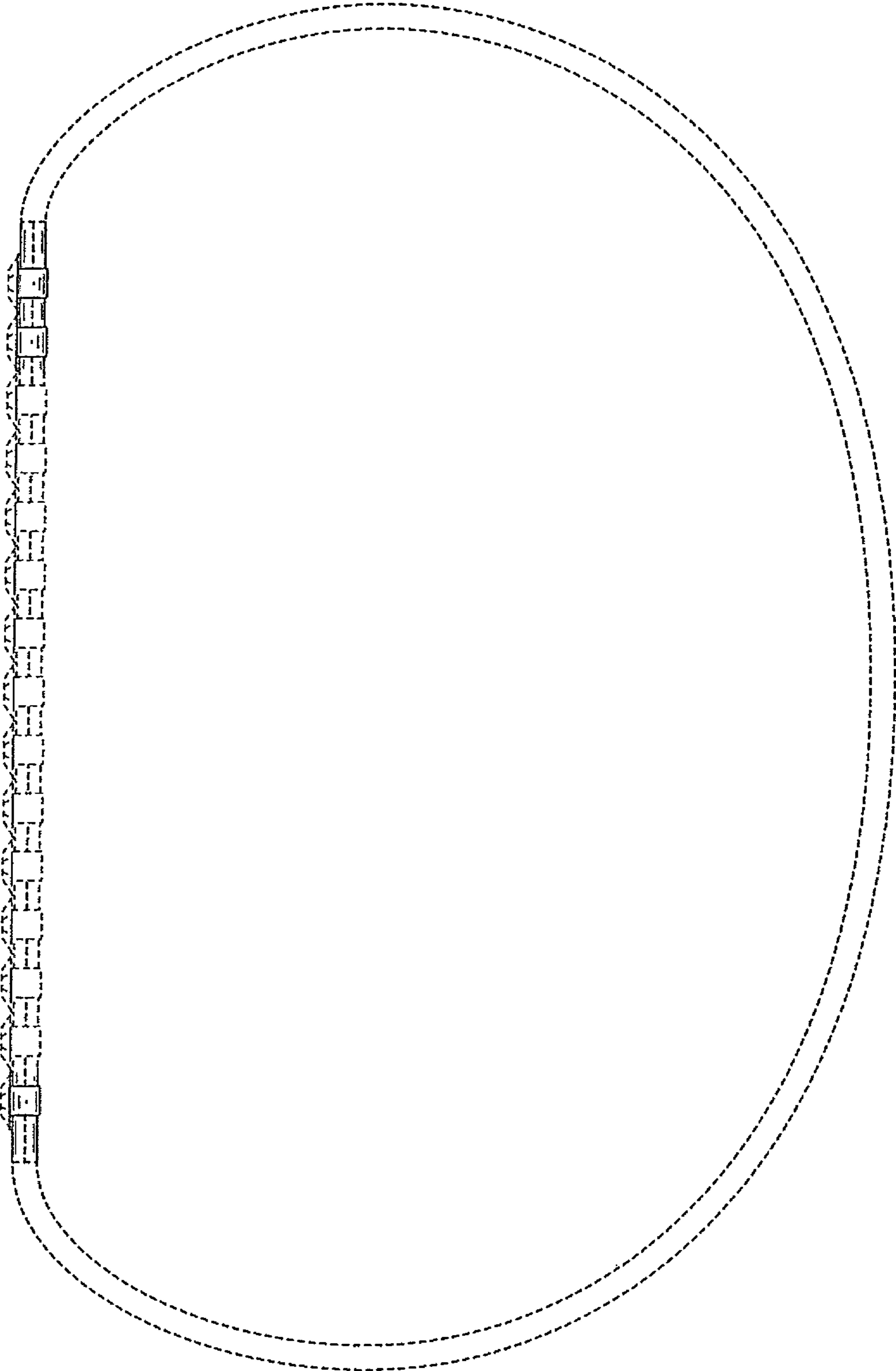


FIG. 2

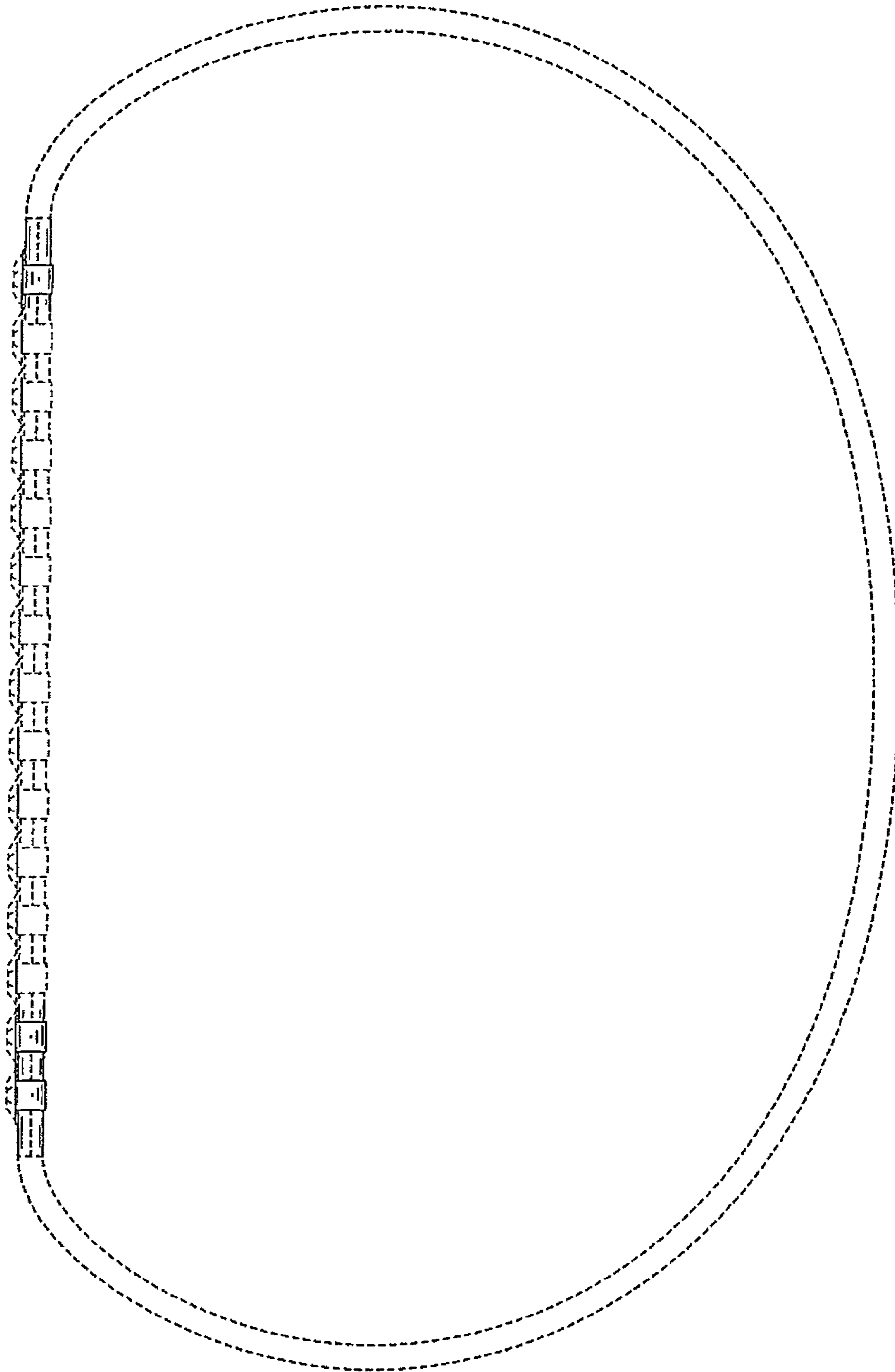


FIG. 3

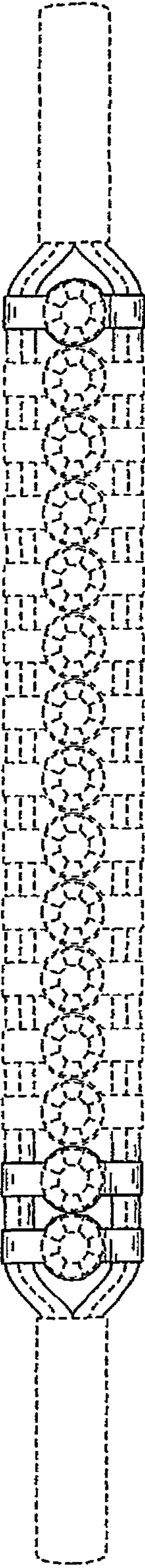


FIG. 4

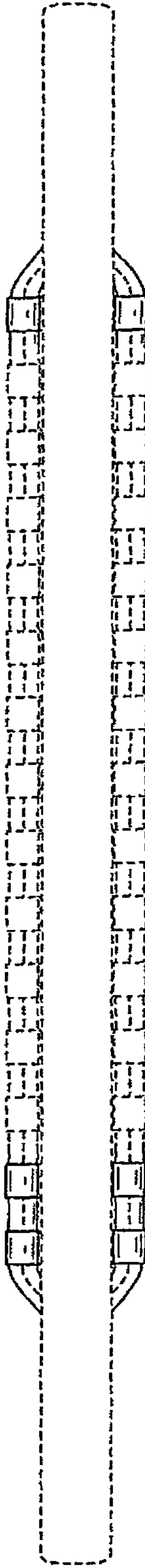


FIG. 5

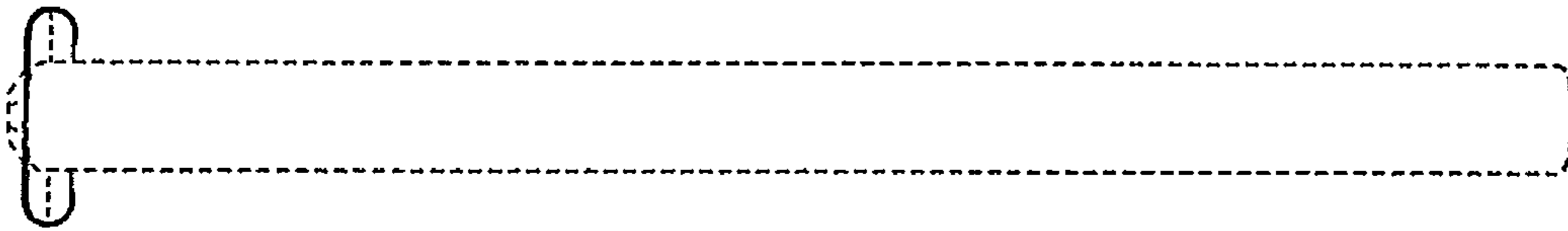


FIG. 6