



US00D684493S

(12) **United States Design Patent**
Castle et al.

(10) **Patent No.:** **US D684,493 S**
(45) **Date of Patent:** **** Jun. 18, 2013**

(54) **BALL SHAPED SQUEEZABLE WHISTLE**

(56) **References Cited**

(76) Inventors: **Neil Castle**, Dover (GB); **Neil Diaz**,
Castro Valley, CA (US); **Paul Castle**,
Dover (GB)

U.S. PATENT DOCUMENTS

D339,916	S	*	10/1993	Behbahani	D3/283
D565,288	S	*	4/2008	Hickman	D3/201
D584,778	S	*	1/2009	Bevier	D21/712
D587,968	S	*	3/2009	Campbell	D7/510
D609,111	S	*	2/2010	Bentley et al.	D9/668

(**) **Term:** **14 Years**

* cited by examiner

(21) **Appl. No.:** **29/413,842**

Primary Examiner — George D Kirschbaum
(74) *Attorney, Agent, or Firm* — Leydig, Voit & Mayer, LLP;
Gerald T. Gray

(22) **Filed:** **Feb. 21, 2012**

Related U.S. Application Data

(57) **CLAIM**

(62) Division of application No. 29/378,715, filed on Nov. 8, 2010, now Pat. No. Des. 654,388, which is a division of application No. 29/341,530, filed on Aug. 6, 2009, now Pat. No. Des. 626,873.

The ornamental design for a ball shaped squeezable whistle, as shown and described.

(51) **LOC (9) Cl.** **10-05**

DESCRIPTION

(52) **U.S. Cl.**

USPC **D10/119.4**

FIG. 1 is a perspective view of a ball shaped squeezable whistle showing our new design; FIG. 2 is a top view thereof; and, FIG. 3 is a side view thereof.

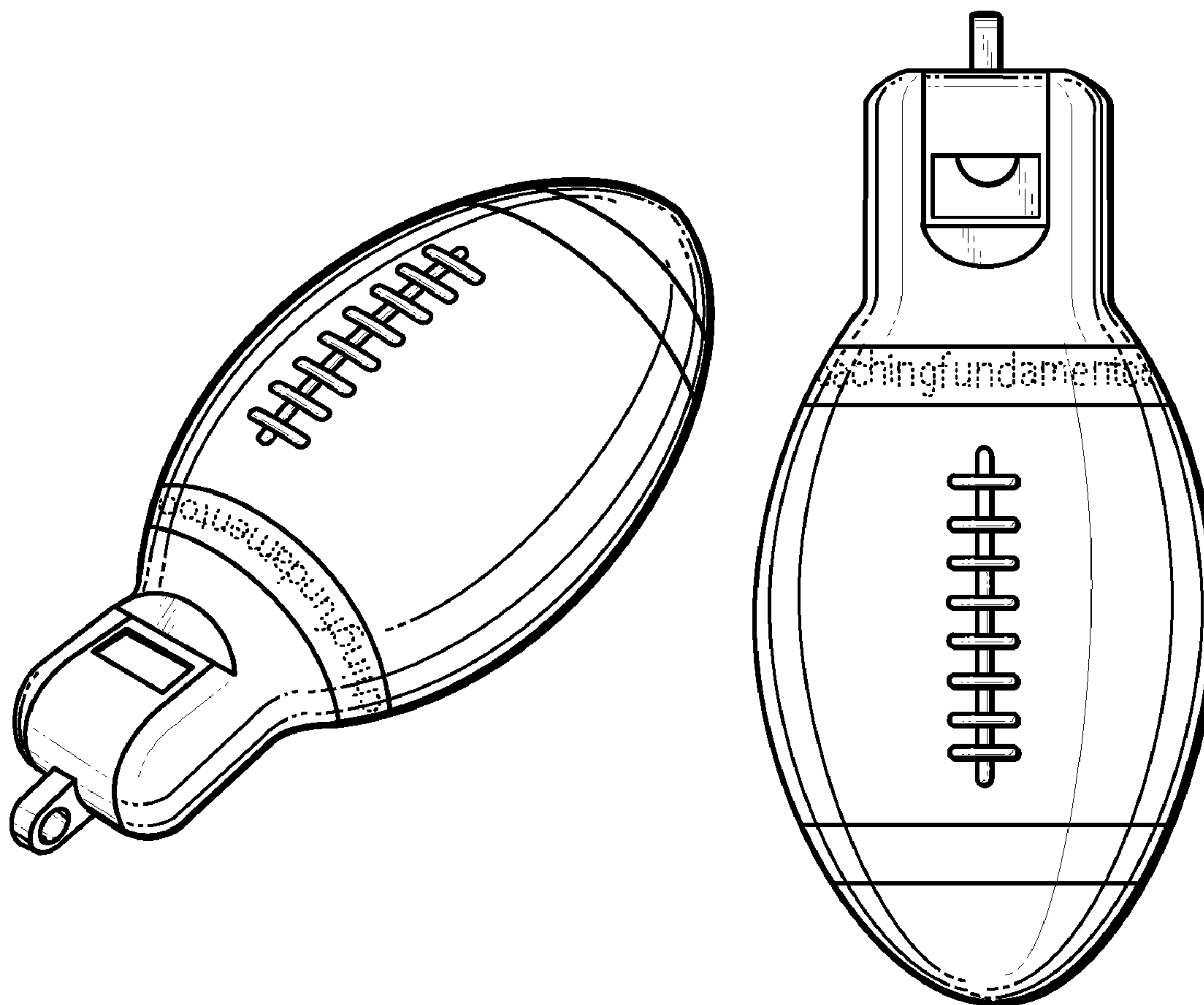
(58) **Field of Classification Search**

USPC D10/116-120; D9/668; D7/510; D21/712; D3/201, 283

The drawings illustrate a logo in all figures. The logo does not constitute an integral part of the disclosure and the claimed design.

See application file for complete search history.

1 Claim, 1 Drawing Sheet



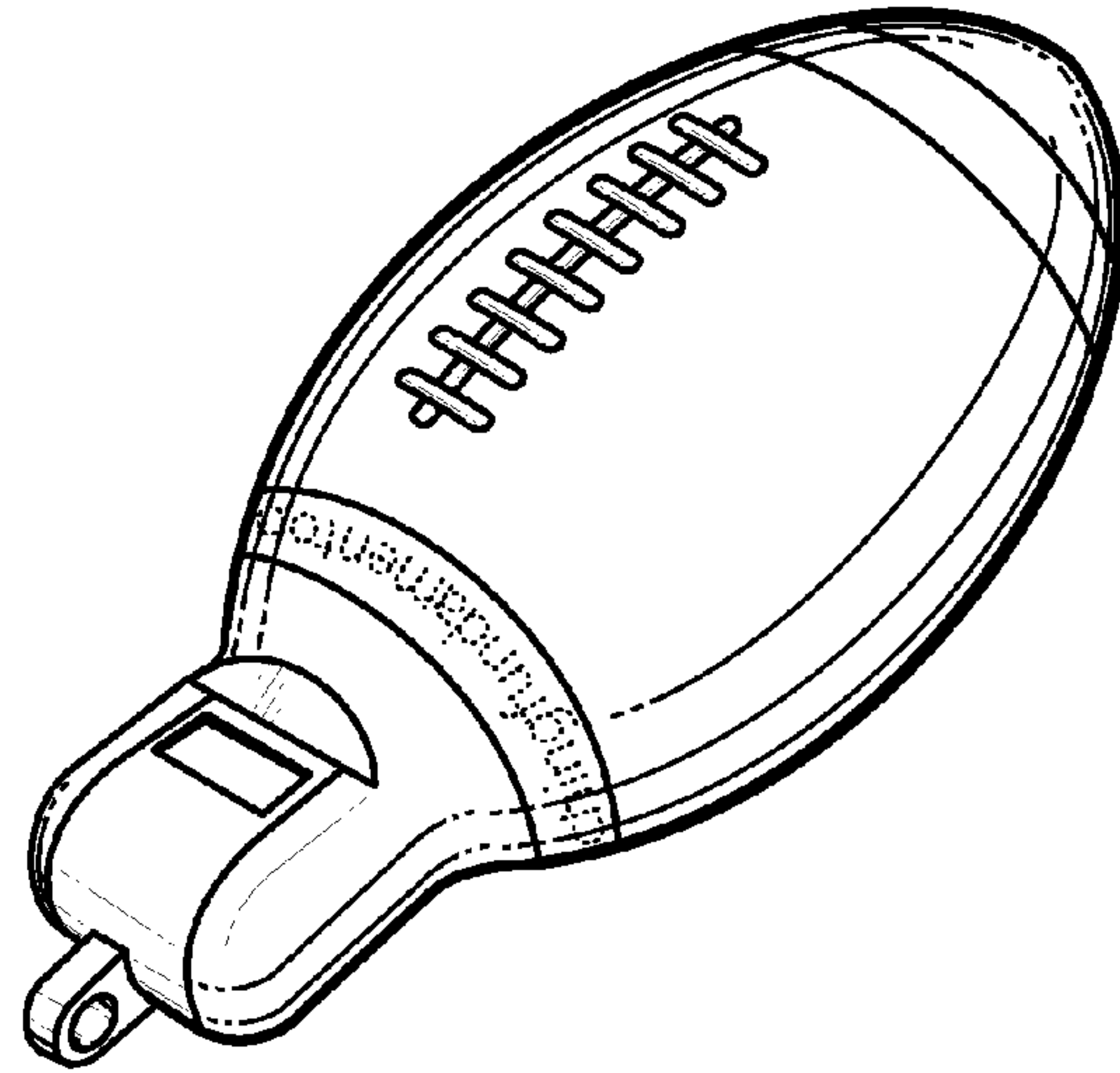


FIG. 1

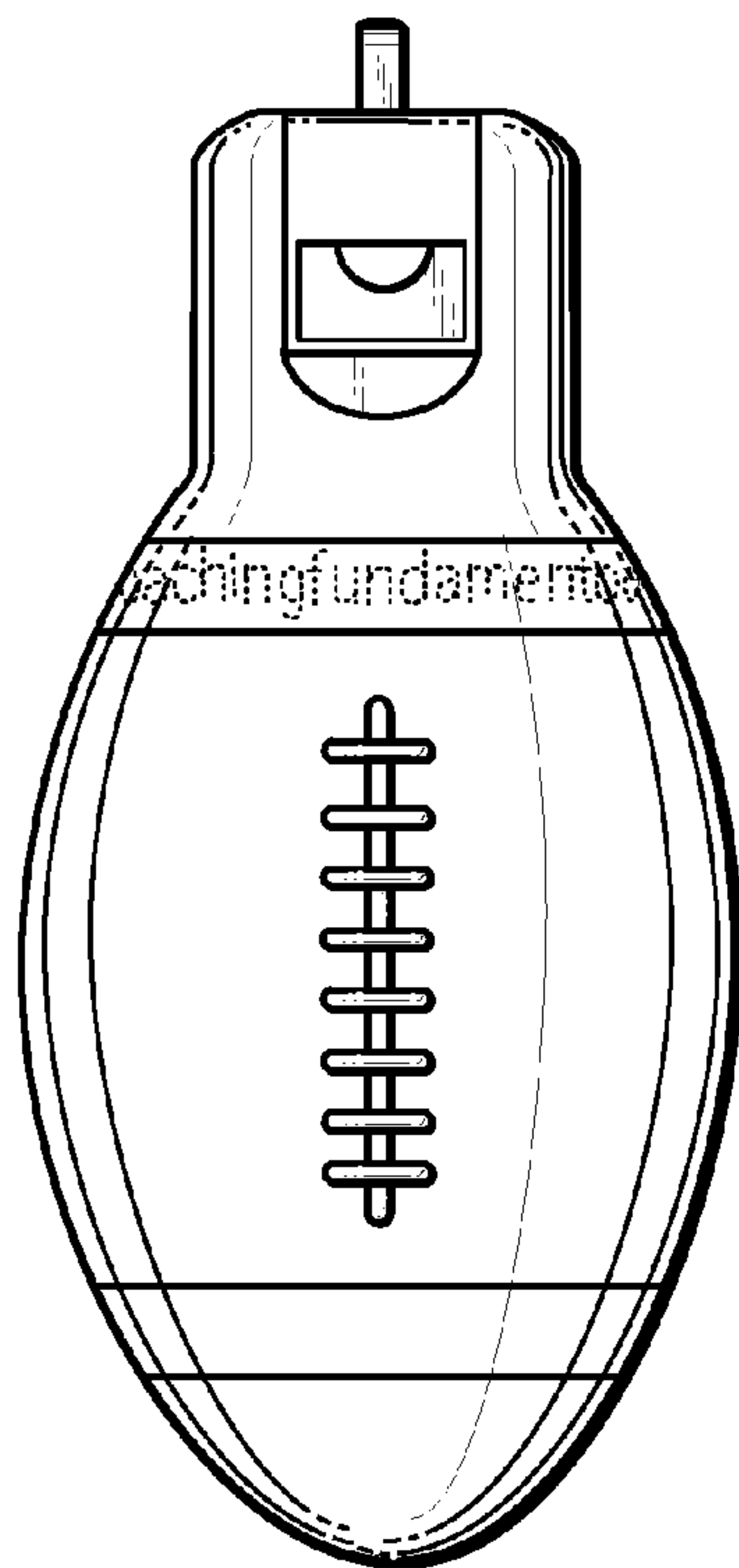


FIG. 2

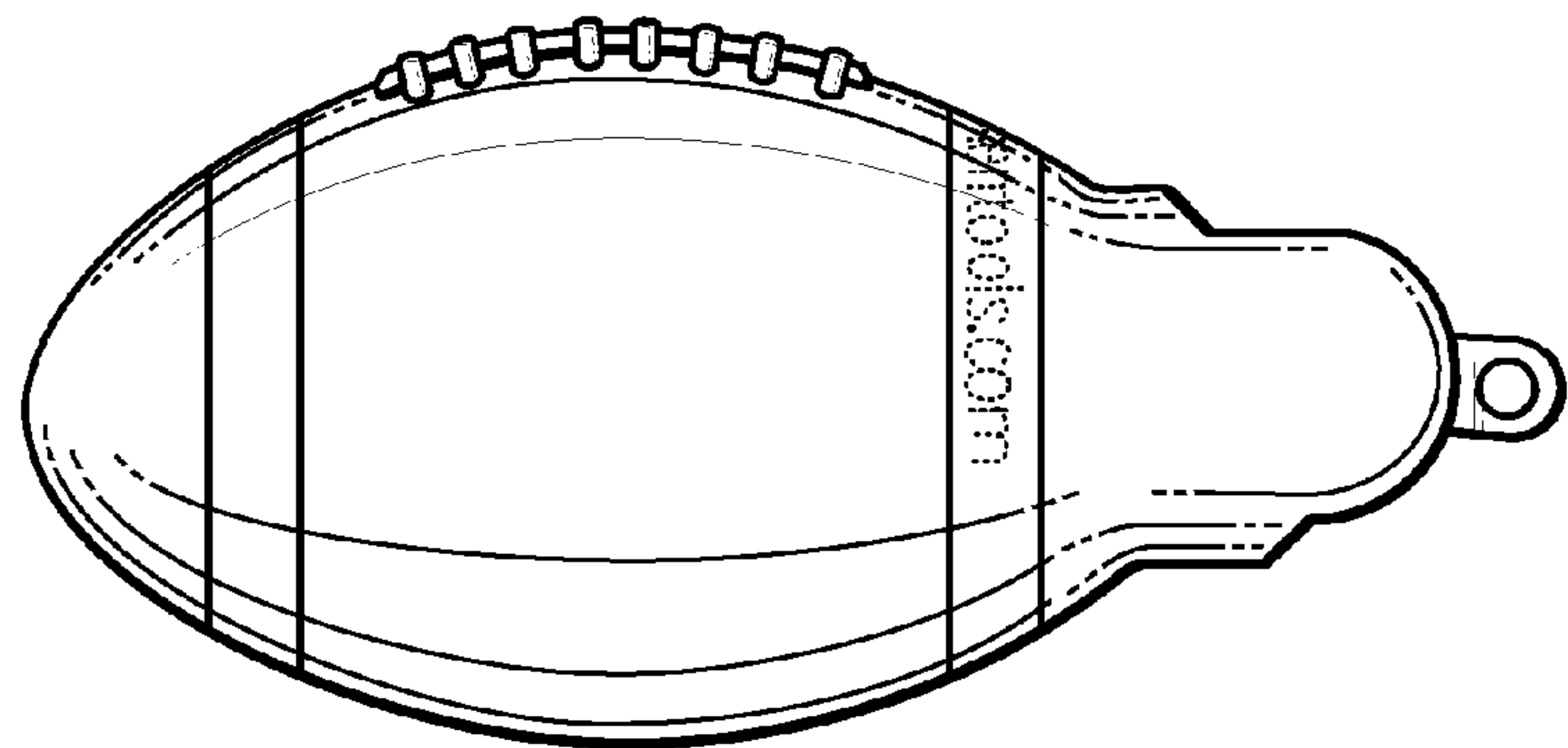


FIG. 3