



US00D684485S

(12) **United States Design Patent**
Padron

(10) **Patent No.:** **US D684,485 S**

(45) **Date of Patent:** **** Jun. 18, 2013**

(54) **WRISTWATCH**

(71) Applicant: **Leopoldo Eduardo Padron,**
Minneapolis, MN (US)

(72) Inventor: **Leopoldo Eduardo Padron,**
Minneapolis, MN (US)

(73) Assignee: **Leopoldo Eduardo Padron,** Golden
Valley, MN (US)

(**) Term: **14 Years**

(21) Appl. No.: **29/435,506**

(22) Filed: **Oct. 24, 2012**

(51) **LOC (9) Cl.** **10-02**

(52) **U.S. Cl.**
USPC **D10/39**

(58) **Field of Classification Search**
USPC D10/30-39, 122-126; 368/276, 281,
368/282, 223, 228, 232

See application file for complete search history.

(56) **References Cited**

U.S. PATENT DOCUMENTS

2,763,122	A	*	9/1956	Hayes	368/278
D230,052	S	*	1/1974	Fukumoto	D10/126
D248,219	S	*	6/1978	Porsche	D10/32
D284,745	S	*	7/1986	Minkowitz	D10/38
D303,091	S	*	8/1989	Goto	D10/30
D312,793	S	*	12/1990	Fujiwara	D10/39
D338,838	S	*	8/1993	Byrne	D10/39

D385,803	S	*	11/1997	Hysek	D10/30
D405,375	S	*	2/1999	Chodat	D10/39
D413,530	S	*	9/1999	Flury et al.	D10/32
D415,043	S	*	10/1999	Fichter	D10/39
D449,998	S	*	11/2001	Butler	D10/32
D451,405	S	*	12/2001	Yoshikawa et al.	D10/30
D451,820	S	*	12/2001	Sugisawa	D10/30
D490,722	S	*	6/2004	Weismann et al.	D10/39
D502,412	S	*	3/2005	Monachon	D10/39
D519,858	S	*	5/2006	Migliorati	D10/39
D534,084	S	*	12/2006	Linde	D10/39
D582,793	S	*	12/2008	Lalo	D10/38
D588,472	S	*	3/2009	Messmer et al.	D10/32
D601,044	S	*	9/2009	Lalo	D10/39
D614,512	S	*	4/2010	Monachon	D10/32
D640,576	S	*	6/2011	Nashimoto	D10/38

* cited by examiner

Primary Examiner — Lucy Lieberman

(57) **CLAIM**

The ornamental design for a wristwatch, as shown and described.

DESCRIPTION

FIG. 1 is a perspective view of the wristwatch showing my new design;

FIG. 2 is a front elevational view, the opposite side being a mirror image thereof;

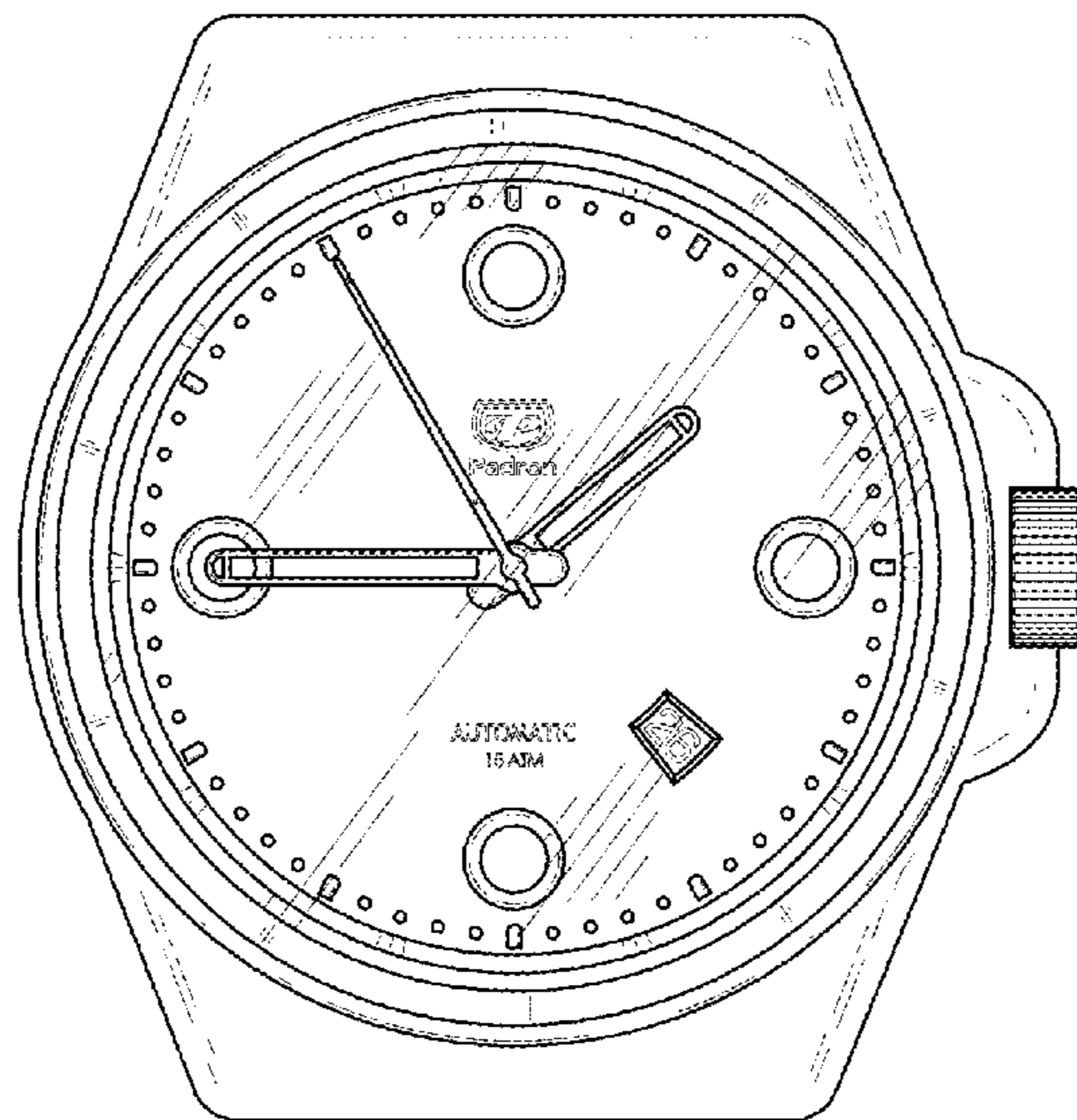
FIG. 3 is a left elevational view thereof;

FIG. 4 is a right elevational view thereof;

FIG. 5 is a top view thereof; and,

FIG. 6 is a bottom view thereof.

1 Claim, 6 Drawing Sheets



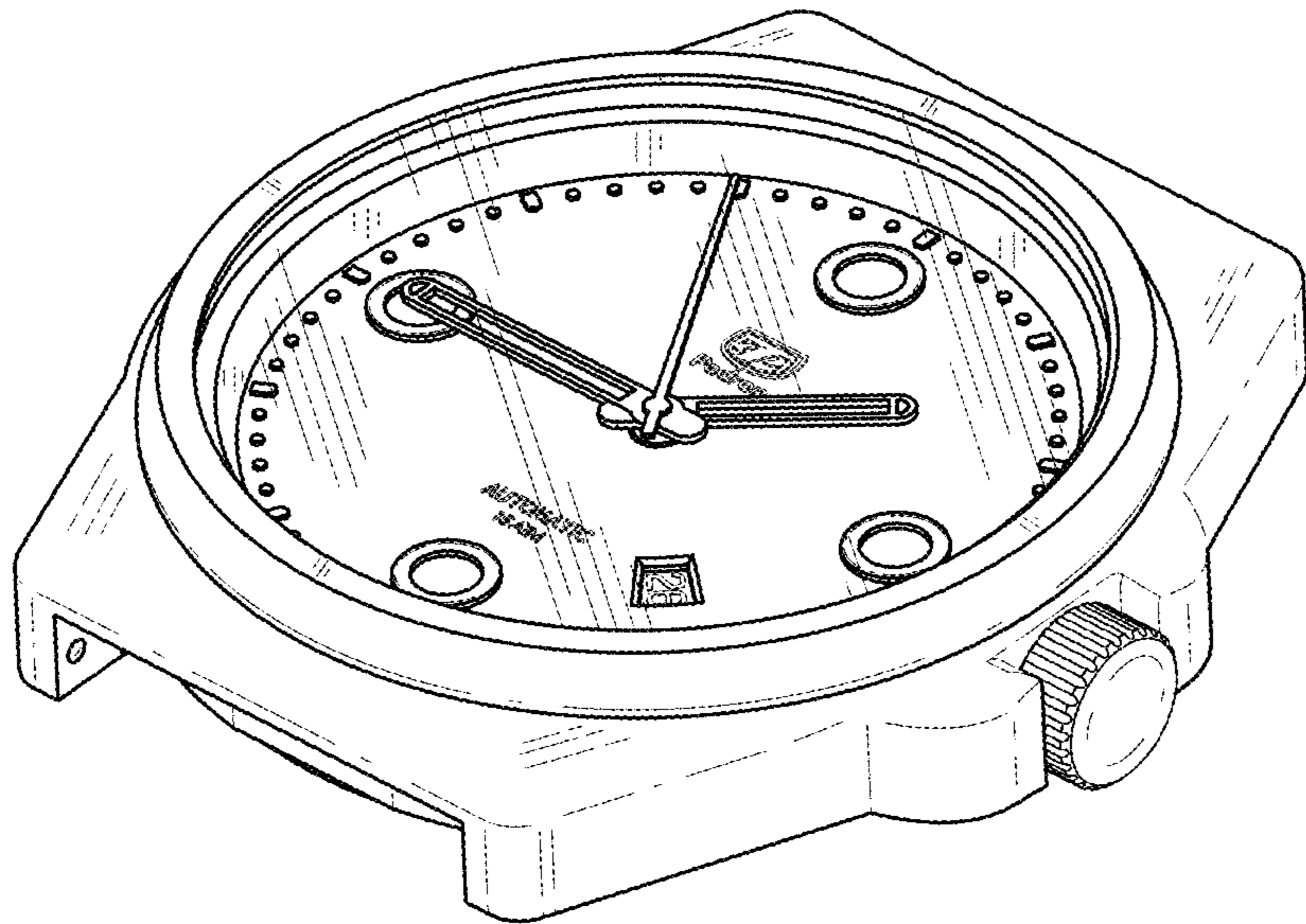


FIG. 1




FIG. 2




FIG. 3

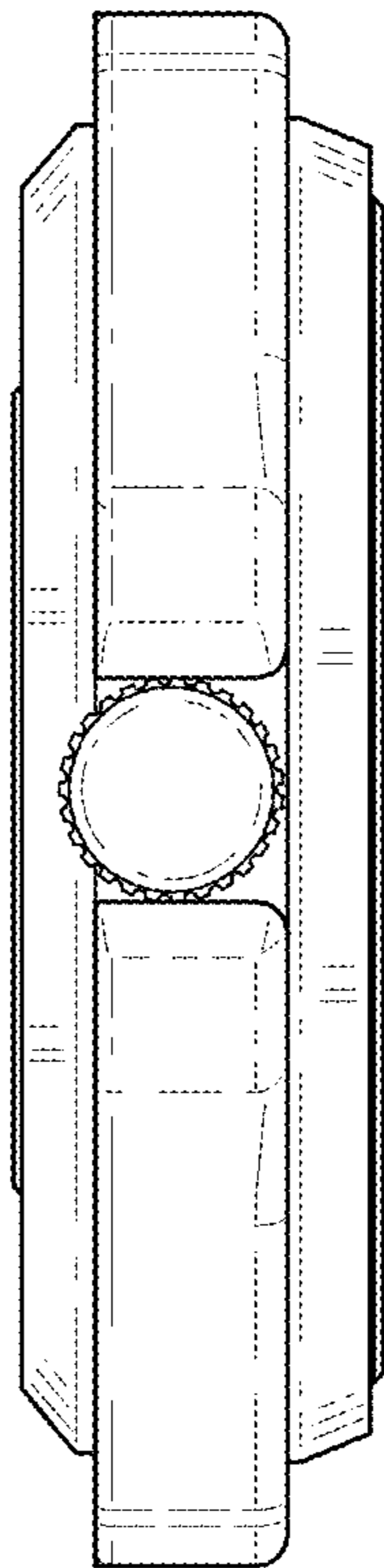


FIG. 4

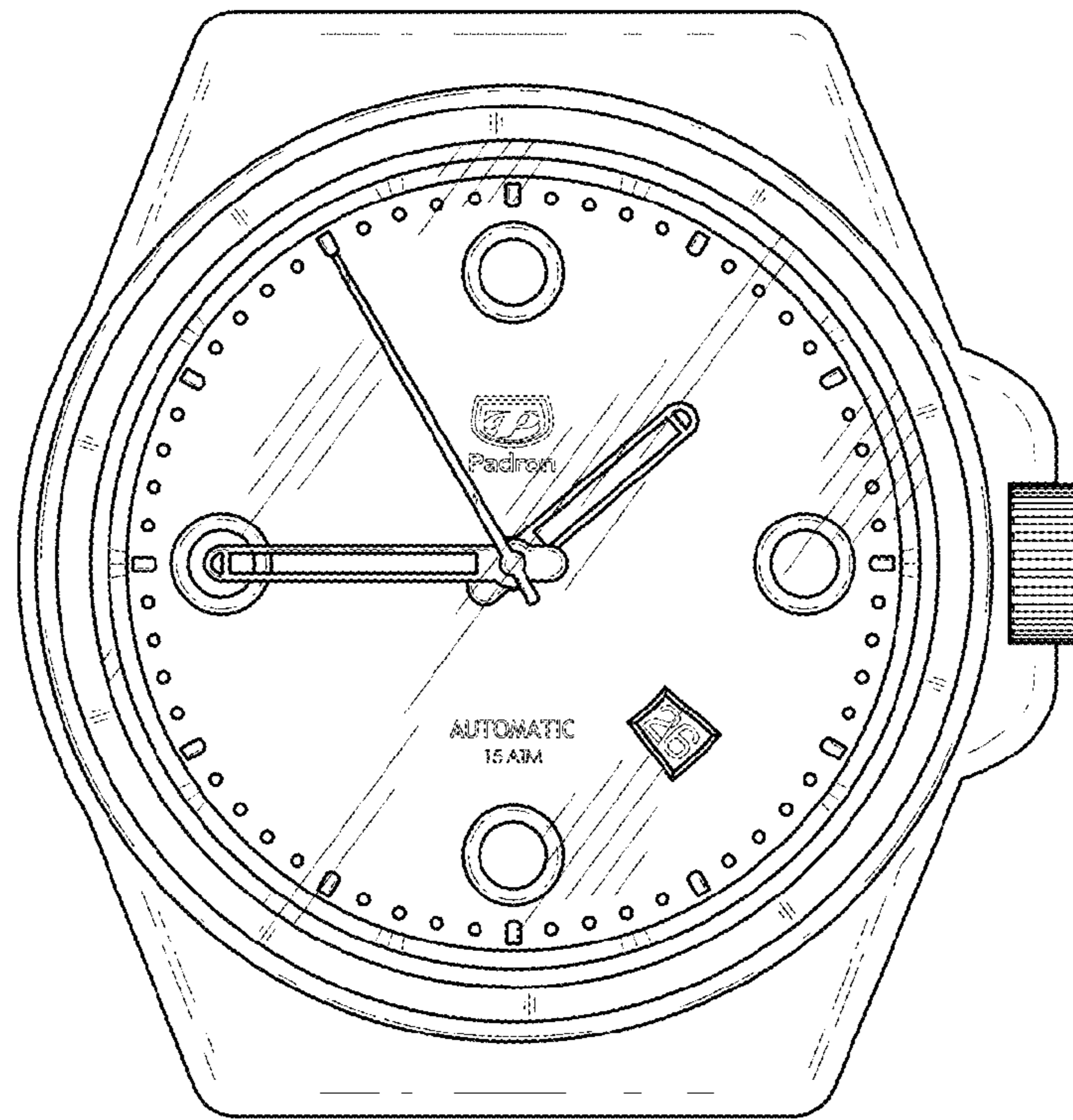


FIG. 5

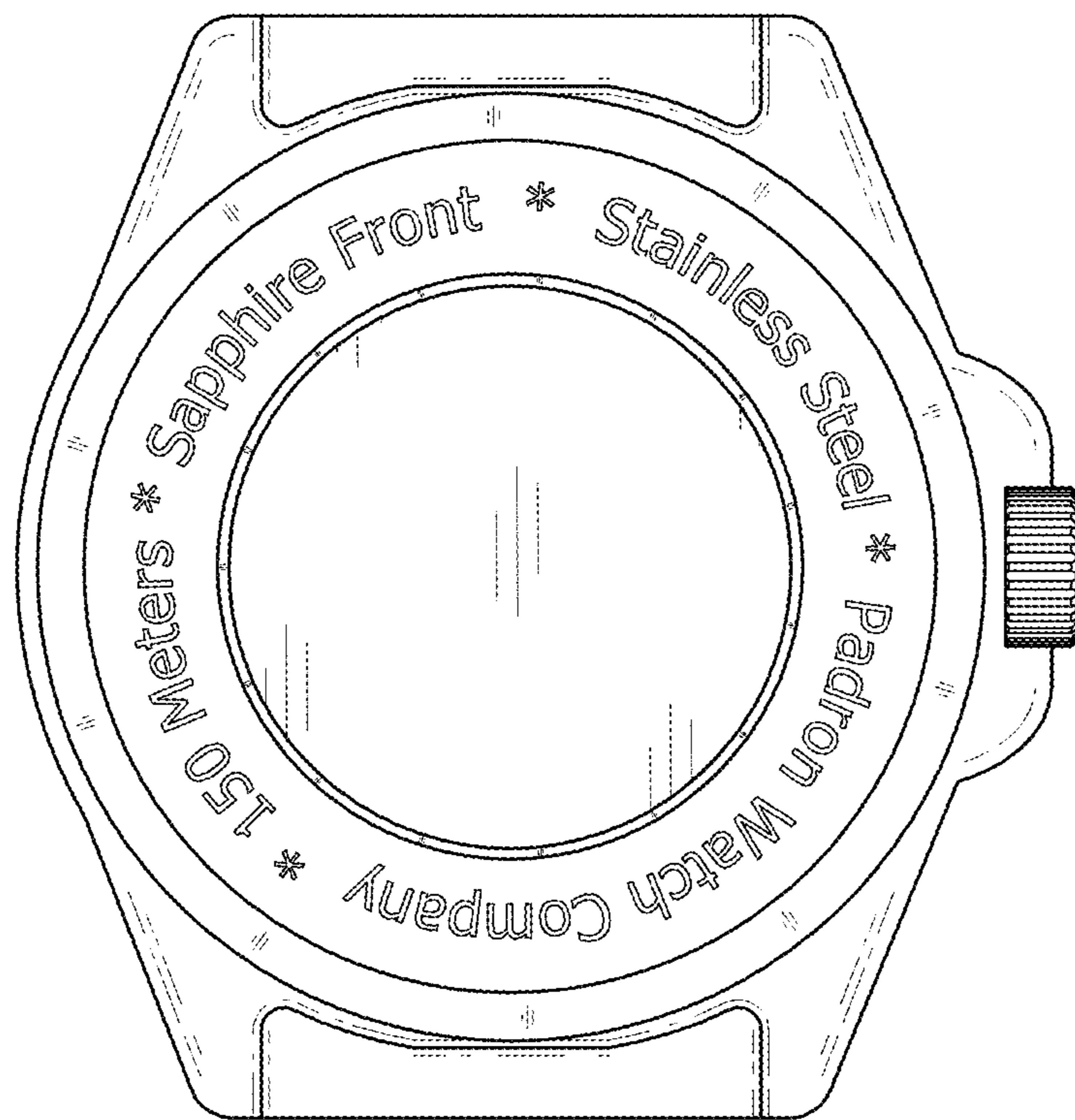


FIG. 6