



US00D684464S

(12) **United States Design Patent**  
**Swart et al.**

(10) **Patent No.:** **US D684,464 S**  
(45) **Date of Patent:** **\*\* Jun. 18, 2013**

(54) **PACKAGING FOR PLUMBING FIXTURES**

(75) Inventors: **Peter W. Swart**, Oostburg, WI (US);  
**Michael J. Pagel**, Fond Du Lac, WI  
(US); **Lawrence Duwell**, Adell, WI  
(US); **Chad Jorgensen**, Sheboygan, WI  
(US)

(73) Assignee: **Kohler Co.**, Kohler, WI (US)

(\*\*) Term: **14 Years**

(21) Appl. No.: **29/430,739**

(22) Filed: **Aug. 29, 2012**

(51) **LOC (9) Cl.** ..... **09-03**

(52) **U.S. Cl.**  
USPC ..... **D9/430**

(58) **Field of Classification Search**  
USPC .... D9/430–433, 414, 418, 420–424; D3/272,  
D3/273, 302; 206/267, 269, 270, 273, 299,  
206/737, 740, 822; 229/100, 101, 101.3,  
229/106, 108–112

See application file for complete search history.

(56) **References Cited**

U.S. PATENT DOCUMENTS

D4,359	S	*	9/1870	Leslie	.....	D9/430
D30,428	S	*	3/1899	Hamburger	.....	D9/431
959,098	A	*	5/1910	Adams	.....	144/345
1,138,788	A	*	5/1915	Puley	.....	229/109
2,341,631	A	*	3/1943	Ray	.....	
2,565,188	A	*	8/1951	Welshenbach	.....	229/109
3,526,352	A	*	9/1970	Swett	.....	
4,289,267	A	*	9/1981	Mayea	.....	
4,386,729	A	*	6/1983	Schmidt	.....	229/109
4,511,080	A	*	4/1985	Madsen et al.	.....	229/110
1,425,549	A	*	8/1992	Scruby	.....	
D337,270	S	*	7/1993	Brockman	.....	D9/430
D356,033	S	*	3/1995	Horvat et al.	.....	D9/430
D394,386	S	*	5/1998	Fischer	.....	D9/432
D395,004	S	*	6/1998	Shamoon	.....	

(Continued)

*Primary Examiner* — Susan Bennett Hattan

*Assistant Examiner* — Vy Koenig

(74) *Attorney, Agent, or Firm* — Foley & Lardner LLP

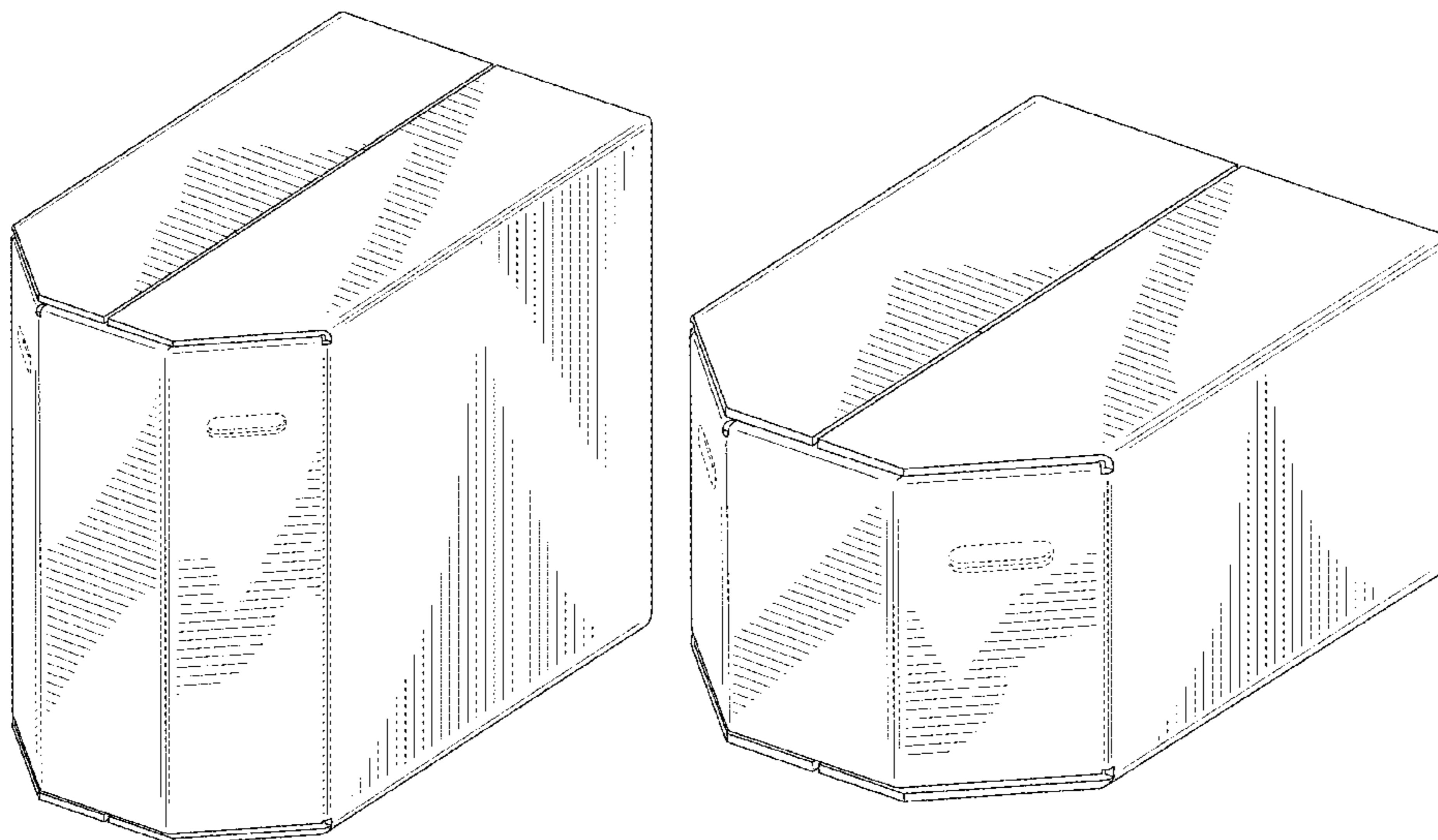
(57) **CLAIM**

We claim the ornamental design for a packaging for plumbing fixtures, as shown and described.

**DESCRIPTION**

FIG. 1 is a top perspective view of an embodiment of the claimed design;  
FIG. 2 is a front elevation view of the claimed design of FIG. 1;  
FIG. 3 is a rear elevation view of the claimed design of FIG. 1;  
FIG. 4 is a right-side elevation view of the claimed design of FIG. 1;  
FIG. 5 is a left-side elevation view of the claimed design of FIG. 1;  
FIG. 6 is a top plan view of the claimed design of FIG. 1;  
FIG. 7 is a bottom plan view of the claimed design of FIG. 1;  
FIG. 8 is a top perspective view of another embodiment of the claimed design;  
FIG. 9 is a front elevation view of the claimed design of FIG. 8;  
FIG. 10 is a rear elevation view of the claimed design of FIG. 8;  
FIG. 11 is a right-side elevation view of the claimed design of FIG. 8;  
FIG. 12 is a left-side elevation view of the claimed design of FIG. 8;  
FIG. 13 is a top plan view of the claimed design of FIG. 8; and,  
FIG. 14 is a bottom plan view of the claimed design of FIG. 8.  
The broken lines in the drawings depict environmental subject matter only and form no part of the claimed design.

**1 Claim, 14 Drawing Sheets**



# US D684,464 S

Page 2

---

## U.S. PATENT DOCUMENTS

D442,863	S *	5/2001	Hoffman et al. ....	D9/431	7,731,080	B2	6/2010	Zacher et al.	
D494,860	S *	8/2004	Bacon .....	D9/430	7,806,313	B2 *	10/2010	Philips .....	229/109
D495,598	S	9/2004	Smith		D668,144	S *	10/2012	Swart et al. ....	D9/430
D506,670	S	6/2005	Borkoski		2002/0148883	A1	10/2002	Timbrook et al.	
D516,421	S *	3/2006	Gironi et al. ....	D9/431	2006/0180642	A1	8/2006	Zacher et al.	
7,090,115	B2	8/2006	Pierce		2007/0063002	A1	3/2007	Zacher et al.	
D527,998	S *	9/2006	Nixon .....	D9/431	2007/0228119	A1	10/2007	Barner	
D538,643	S *	3/2007	Babbino et al. ....	D9/430	2010/0163609	A1	7/2010	Bull	
7,350,670	B2 *	4/2008	Steeves et al. ....	222/105	2010/0230479	A1	9/2010	Graham et al.	
7,690,554	B2	4/2010	Zacher et al.						

\* cited by examiner

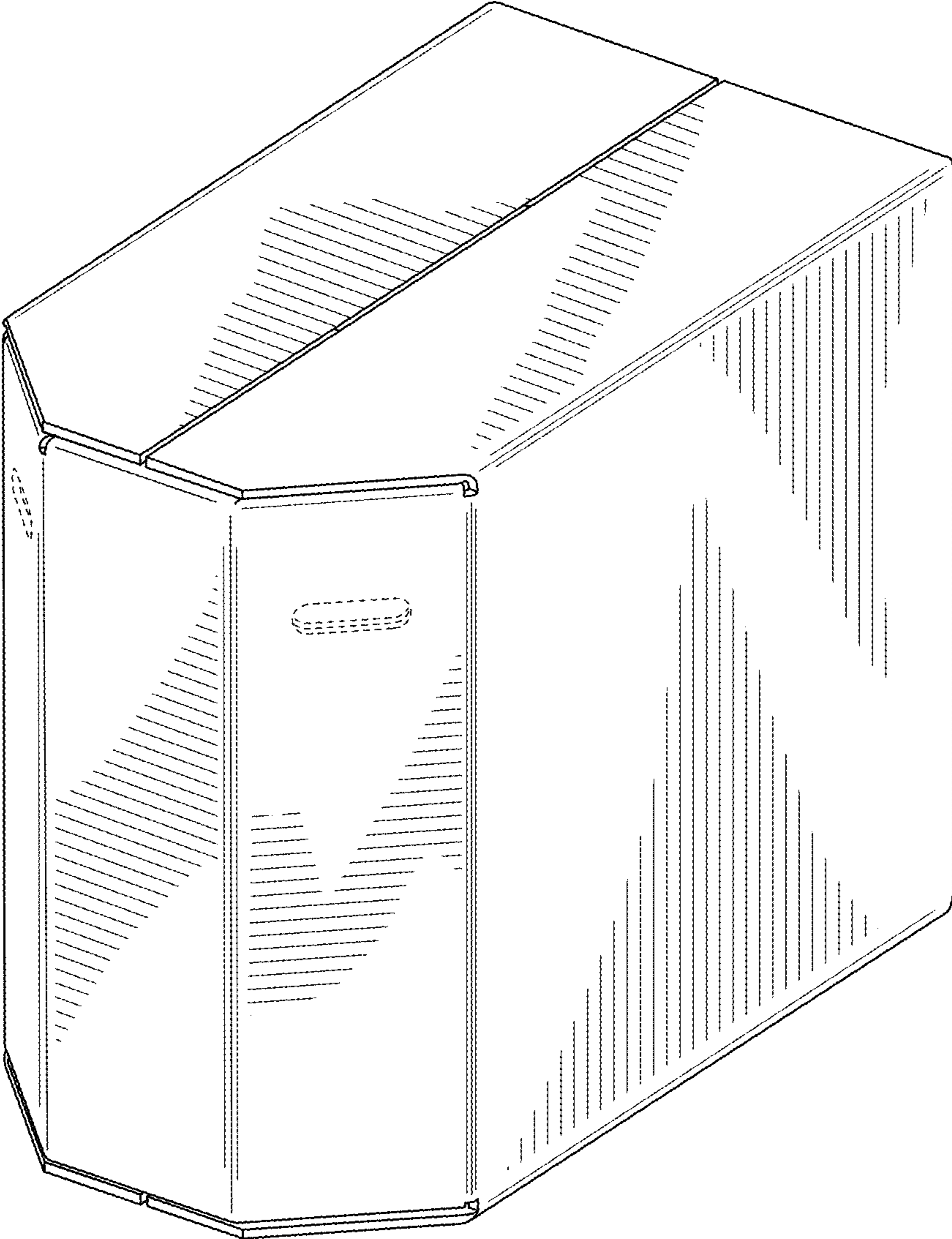


FIG. 1

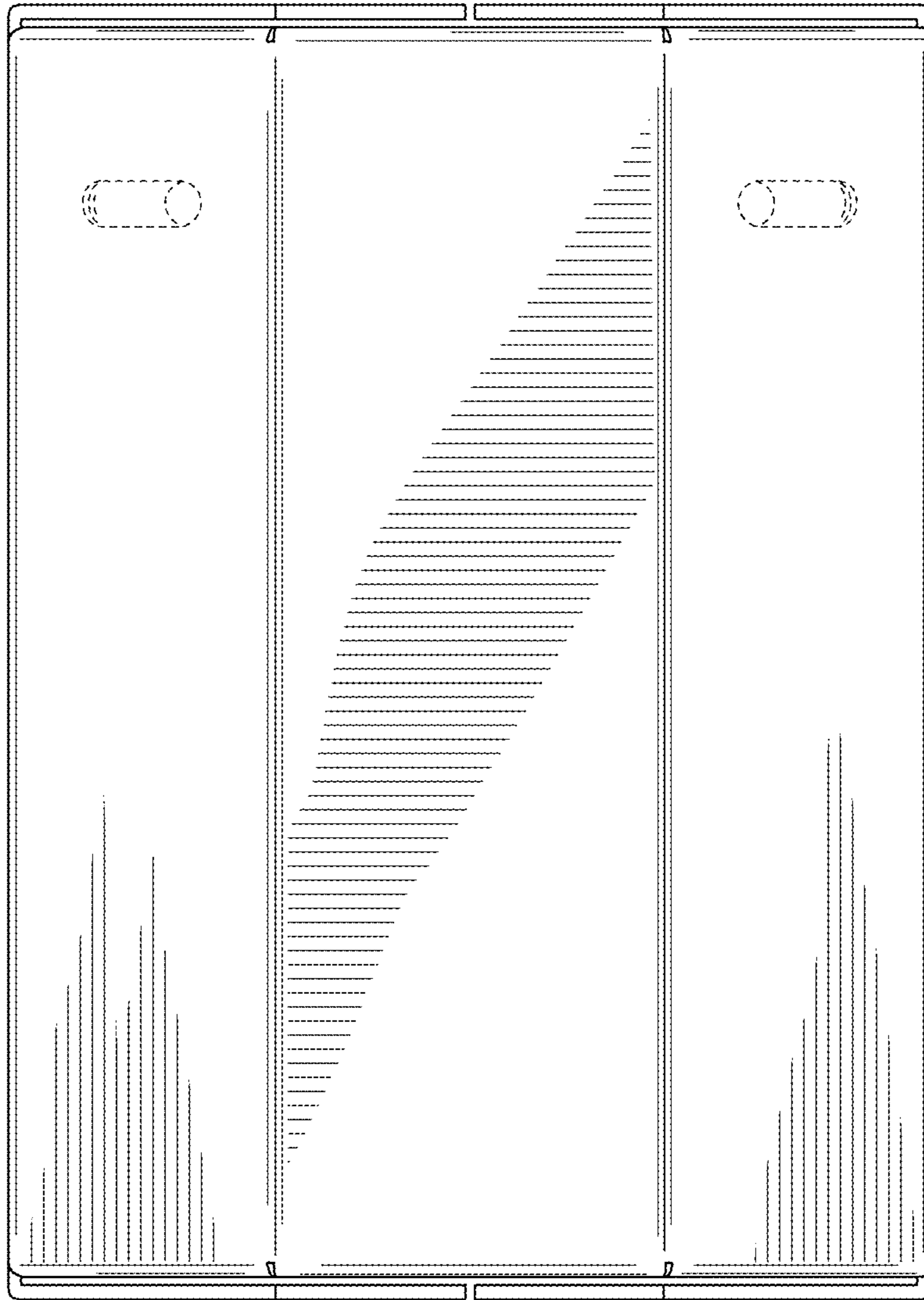


FIG. 2

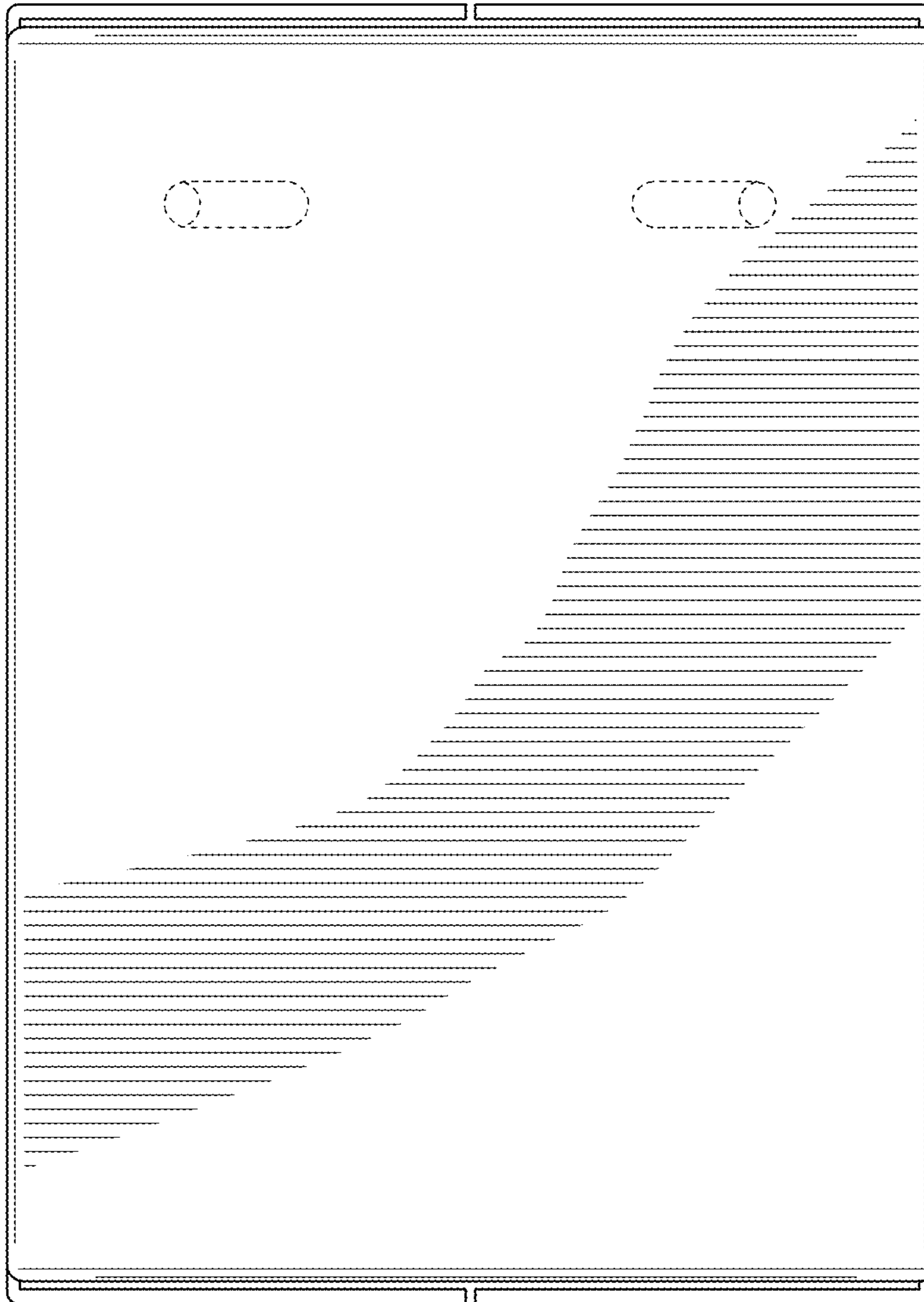


FIG. 3

FIG. 4


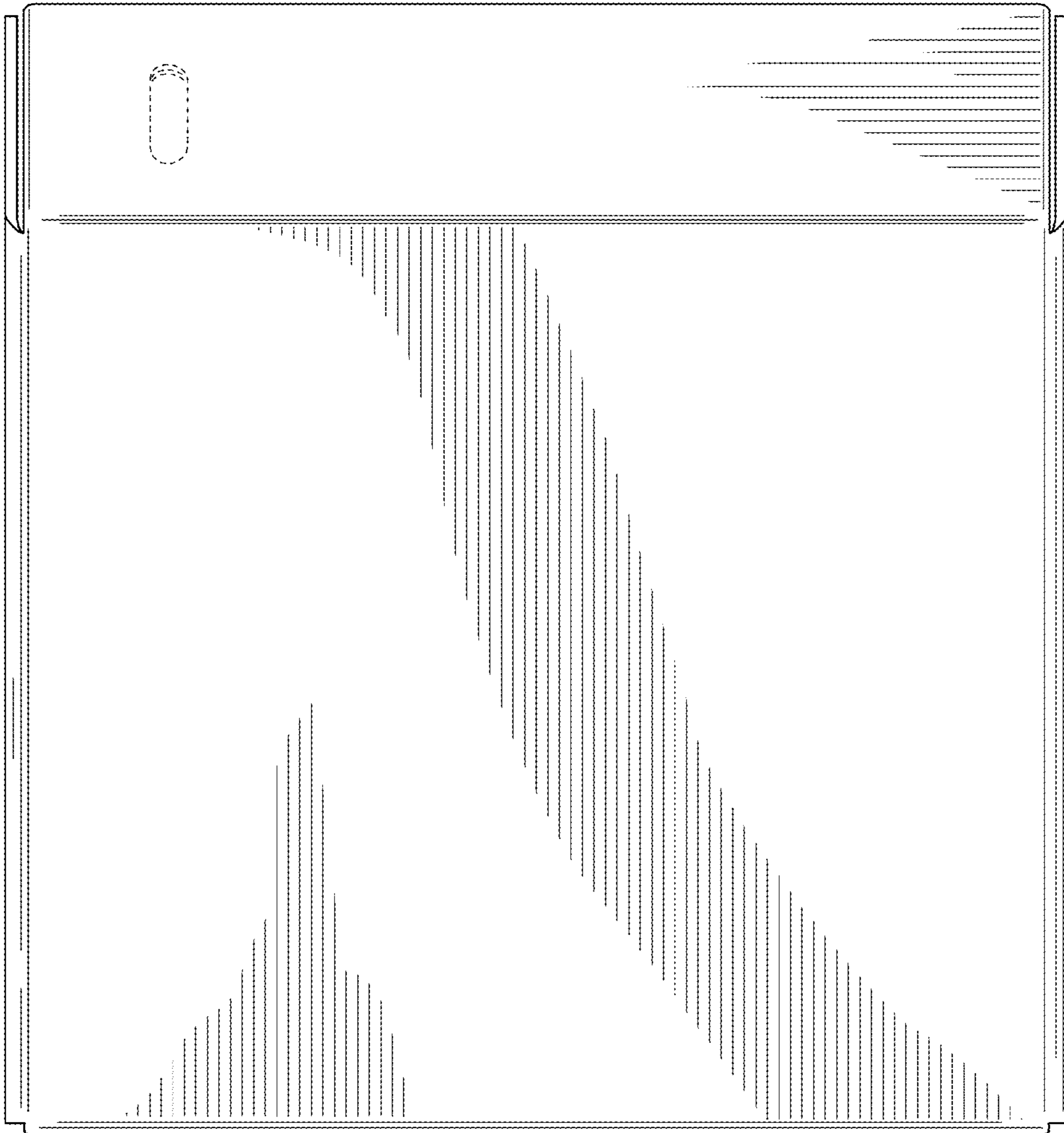



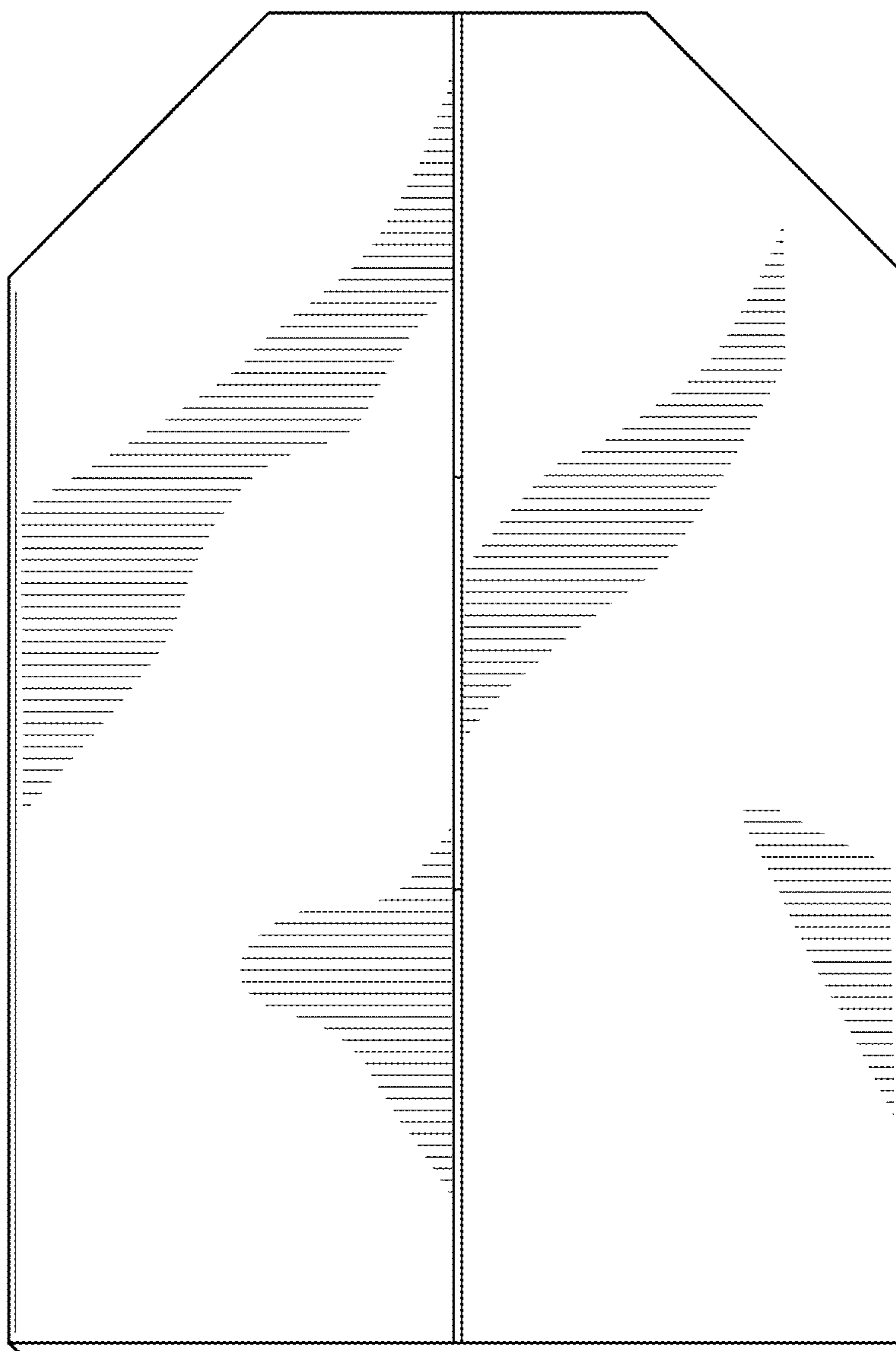
FIG. 5



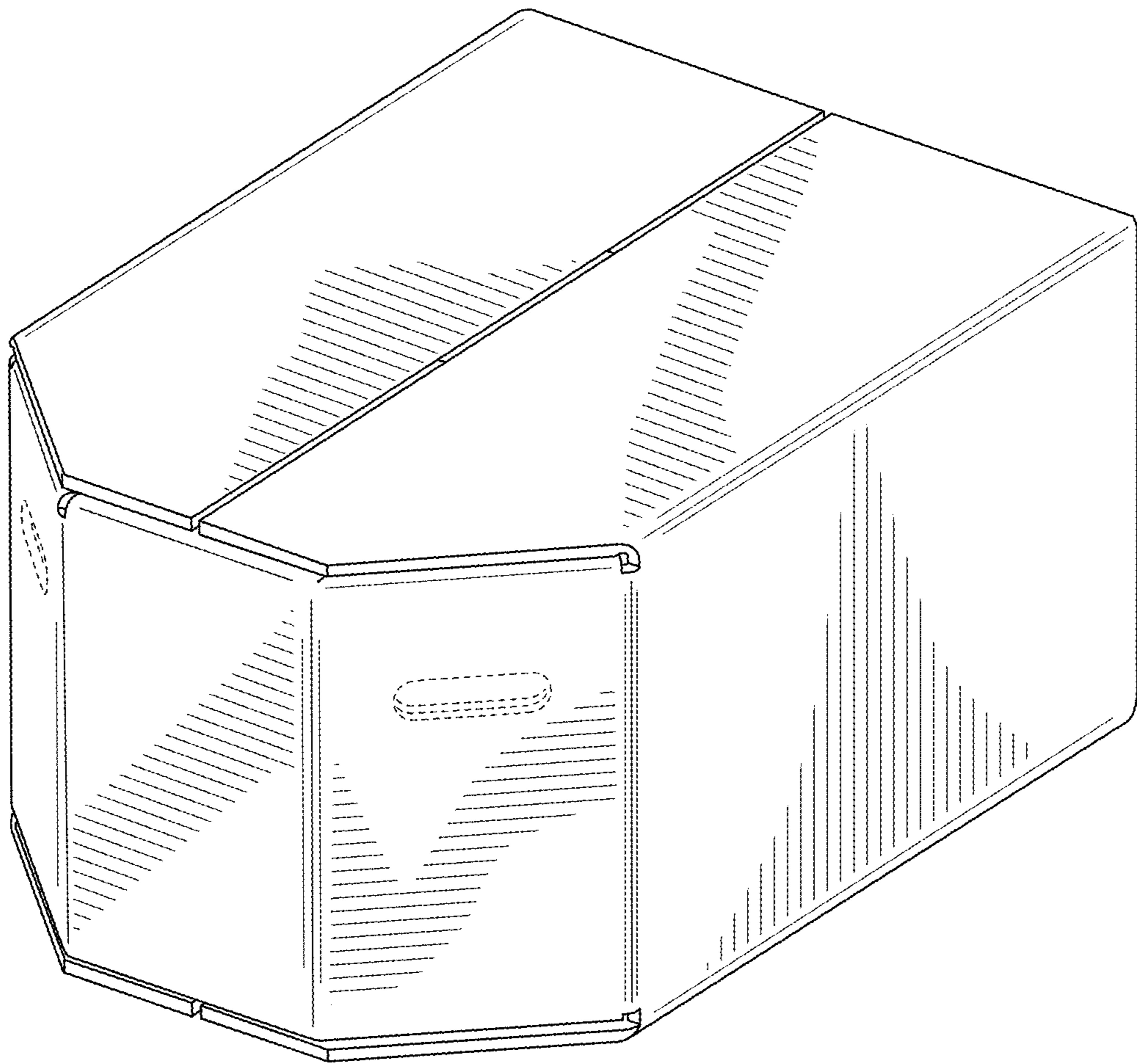


**FIG. 6**





**FIG. 7**



**FIG. 8**

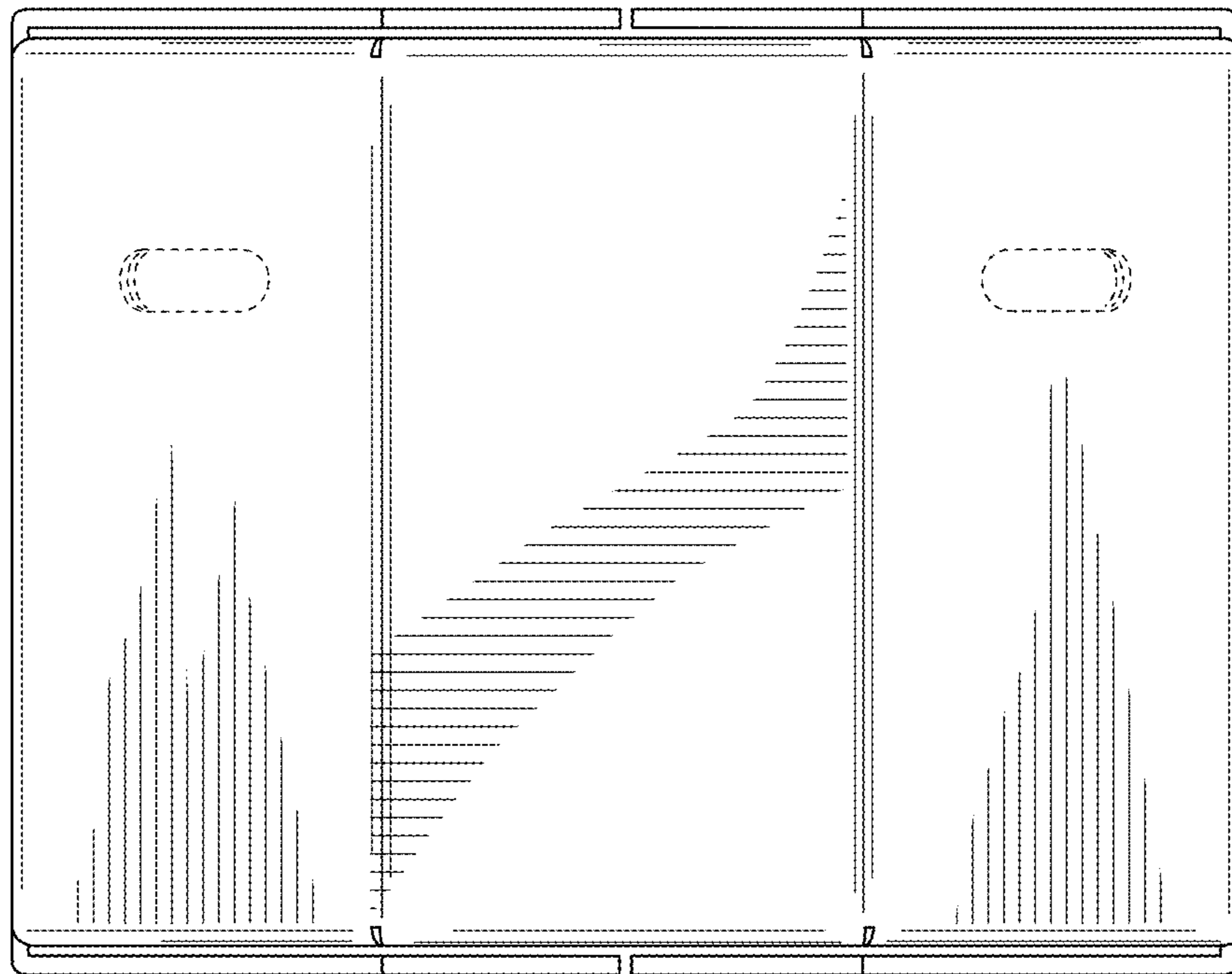
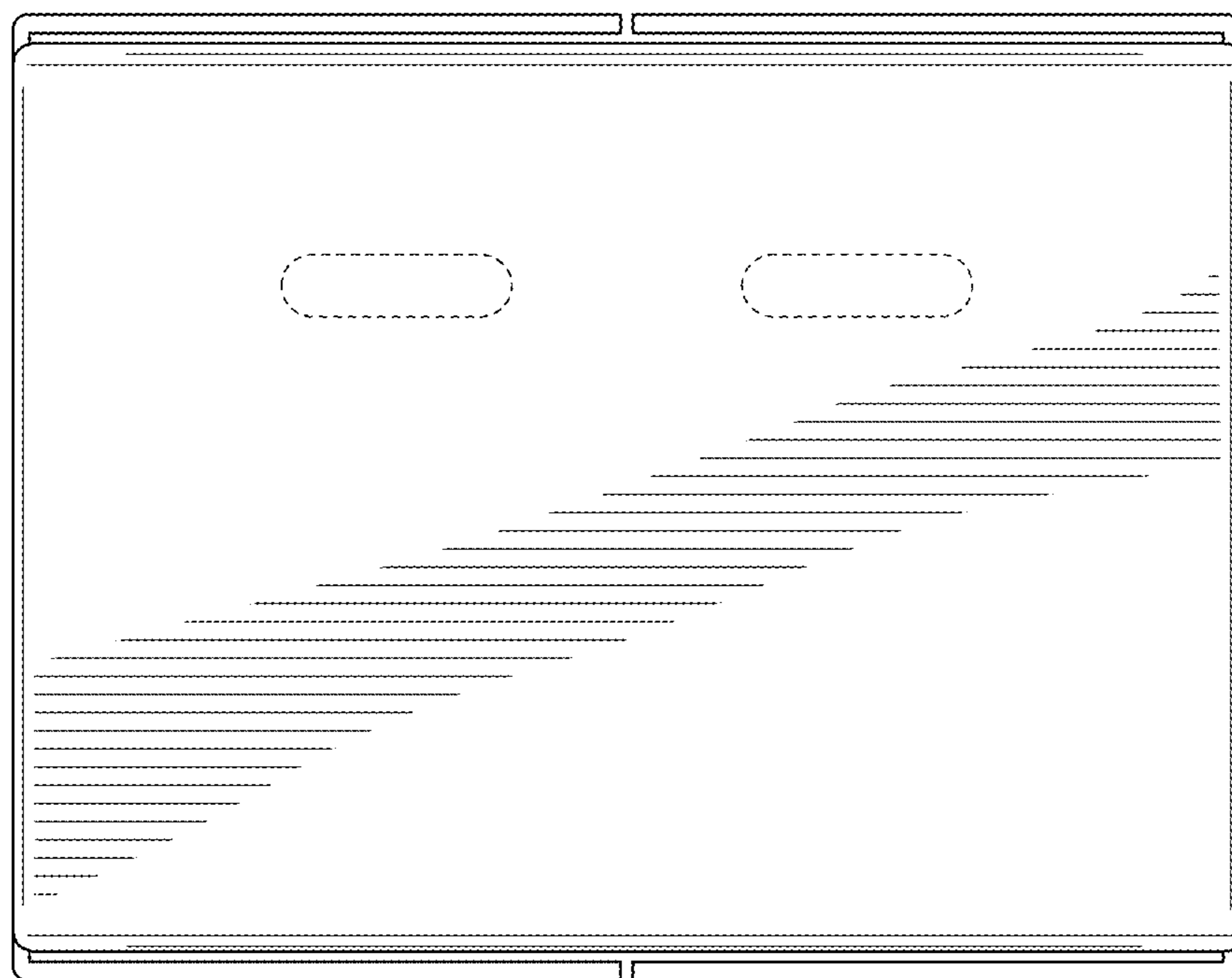


FIG. 9



**FIG. 10**




FIG. 11


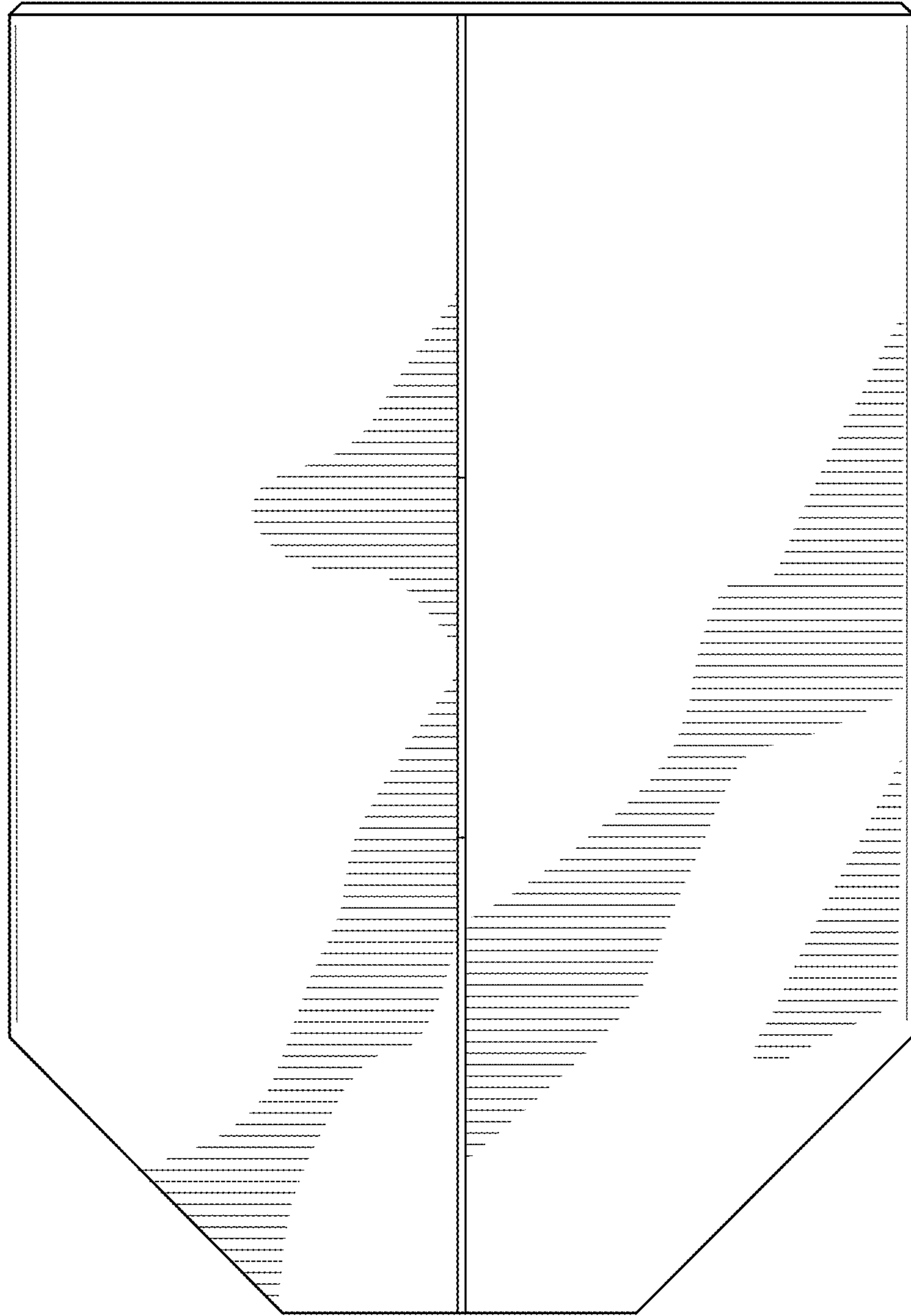


FIG. 12



**FIG. 13**

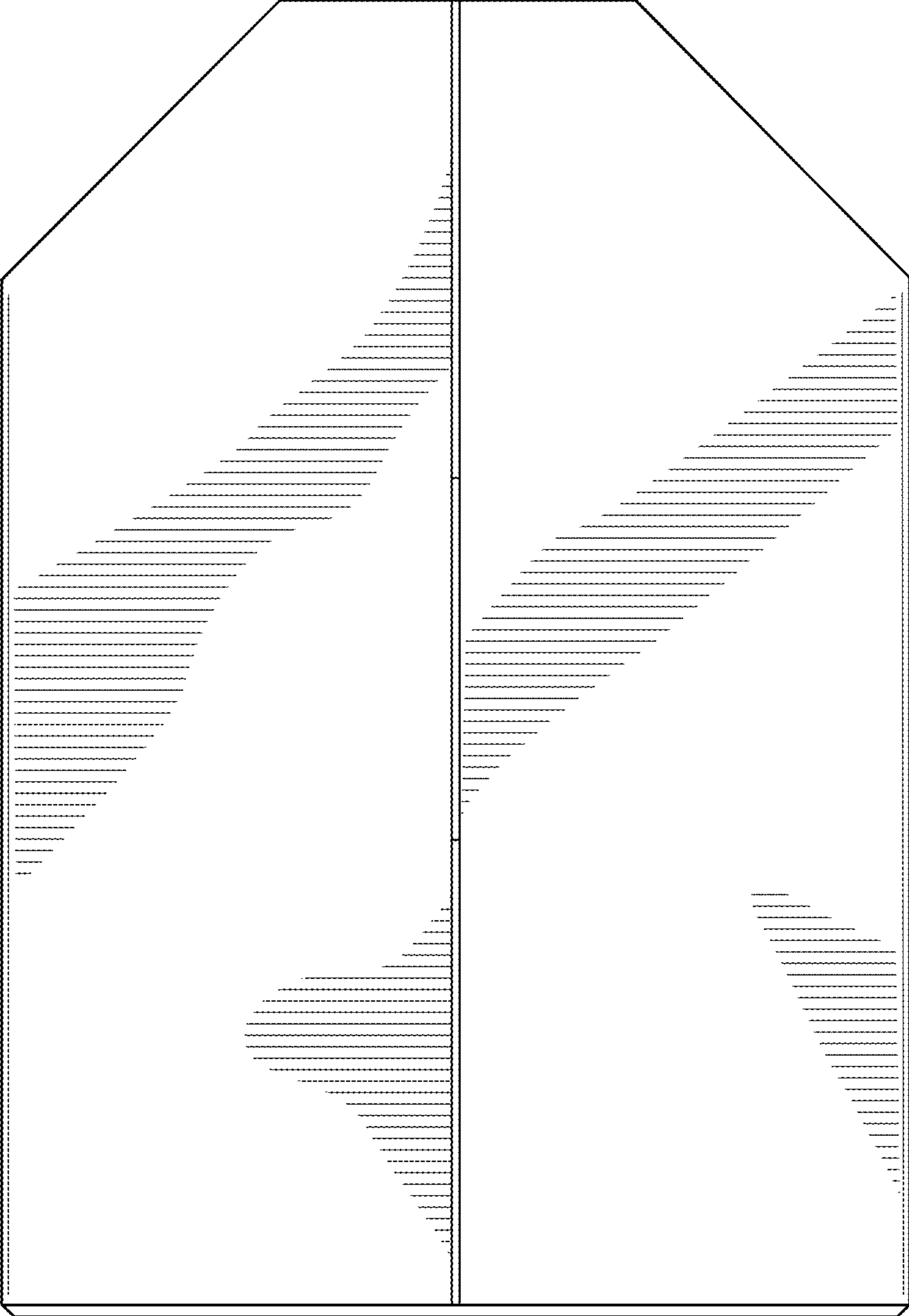


FIG. 14