



US00D684451S

(12) **United States Design Patent**
Jennings et al.

(10) **Patent No.:** **US D684,451 S**
(45) **Date of Patent:** **** Jun. 18, 2013**

(54) **COMBINATION BAG SQUEEZE AND CUTTING DEVICE**

(75) Inventors: **Dale E. Jennings**, Huntington Beach, CA (US); **Dustan J. Baker**, Ladera Ranch, CA (US)

(73) Assignee: **Dale E. Jennings**, Huntington Beach, CA (US)

(**) Term: **14 Years**

(21) Appl. No.: **29/397,468**

(22) Filed: **Jul. 15, 2011**

(51) **LOC (9) Cl.** **08-03**

(52) **U.S. Cl.**
USPC **D8/98**; D8/499; D7/655

(58) **Field of Classification Search**
USPC D8/14, 98-100, 102-103, 105, 499; 30/2, 30/123, 286-287, 294, 314, 317, 337, 353; 222/80, 103; 7/156, 158; D7/651, 665; D6/541
See application file for complete search history.

(56) **References Cited**

U.S. PATENT DOCUMENTS

838,852	A *	12/1906	Eckley	30/287
928,018	A *	7/1909	Barnard	30/317
1,795,527	A *	3/1931	Tyreman	30/2
D185,785	S *	8/1959	Maynard et al.	D6/541
D223,786	S *	6/1972	Phillips et al.	D24/147
4,570,339	A	2/1986	Taylor		
D292,071	S *	9/1987	Weir	D9/442
4,778,082	A *	10/1988	Vitelle	222/95
D305,499	S *	1/1990	Walker	D8/98
4,928,851	A *	5/1990	Eatherly	222/103
D320,150	S *	9/1991	Huang	D8/98
D323,967	S *	2/1992	Talbot	D8/98
5,101,562	A	4/1992	Horvath et al.		
D341,050	S *	11/1993	Waffensmith	D6/541
5,282,316	A *	2/1994	Anderson	30/294
D348,370	S *	7/1994	Yarnmunilert	D6/541

5,347,671	A *	9/1994	Hunts	7/156
D356,001	S *	3/1995	Yarnmunilert	D6/541
D360,326	S *	7/1995	Fairbanks	D6/541
D363,629	S *	10/1995	Bost	D6/541
5,501,369	A *	3/1996	Tal	222/103
D378,557	S *	3/1997	Tal	D6/541
D401,492	S *	11/1998	Joseph, Jr.	D8/98
5,857,593	A *	1/1999	Patronaggio	222/103
5,890,290	A *	4/1999	Davis	30/2
D444,015	S *	6/2001	Tipp	D6/541
D444,016	S *	6/2001	Tipp	D6/541
6,263,772	B1	7/2001	Navot et al.		
D479,957	S *	9/2003	Anthony	D7/669
D506,657	S *	6/2005	Hara	D8/14
D508,390	S *	8/2005	Trbovich, Jr.	D8/98
D544,739	S *	6/2007	Knowles	D6/541

(Continued)

Primary Examiner — Philip S Hyder

Assistant Examiner — Roselynn Cody

(74) *Attorney, Agent, or Firm* — Mind Law Firm, P.C.; Justin G. Sanders; Jeromye V. Sartain

(57) **CLAIM**

The ornamental design for a combination bag squeeze and cutting device, as shown and described.

DESCRIPTION

FIG. 1 is a right side view showing an exemplary embodiment of our new combination bag squeeze and cutting device design;

FIG. 2 is a left side view thereof;

FIG. 3 is a rear view thereof;

FIG. 4 is a front view thereof;

FIG. 5 is a top view thereof; and,

FIG. 6 is a bottom view thereof.

The broken lines around and within the “eye” portion in FIGS. 1 and 2 illustrate features of the invention that form no part of the claim. All other broken lines in FIGS. 1 and 2 indicate the boundaries of claimed subject matter.

1 Claim, 5 Drawing Sheets



US D684,451 S

Page 2

U.S. PATENT DOCUMENTS

D554,985 S *	11/2007	Tal et al.	D8/499	D587,552 S *	3/2009	Collard et al.	D8/98
D575,613 S *	8/2008	Jennings	D8/98	D603,199 S *	11/2009	Knowles	D6/541
D579,744 S *	11/2008	Neiser	D8/98	2006/0242843 A1 *	11/2006	Schoenberg	30/314
D582,746 S *	12/2008	Neiser	D8/98	2009/0235533 A1 *	9/2009	Huang	30/143

* cited by examiner

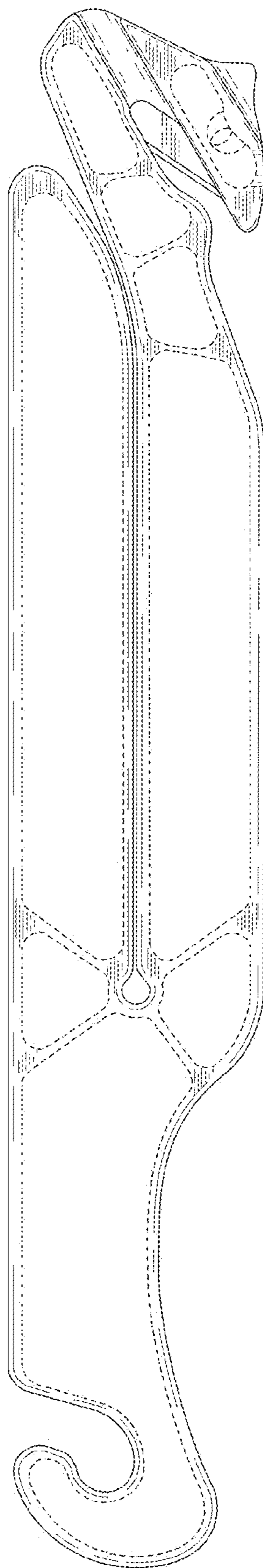


Fig. 1




Fig. 2




Fig. 3

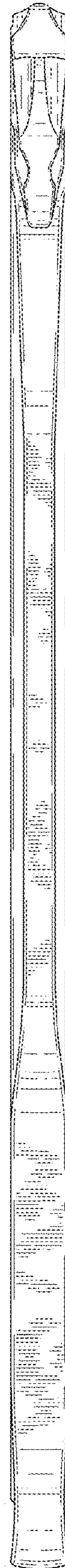


Fig. 4

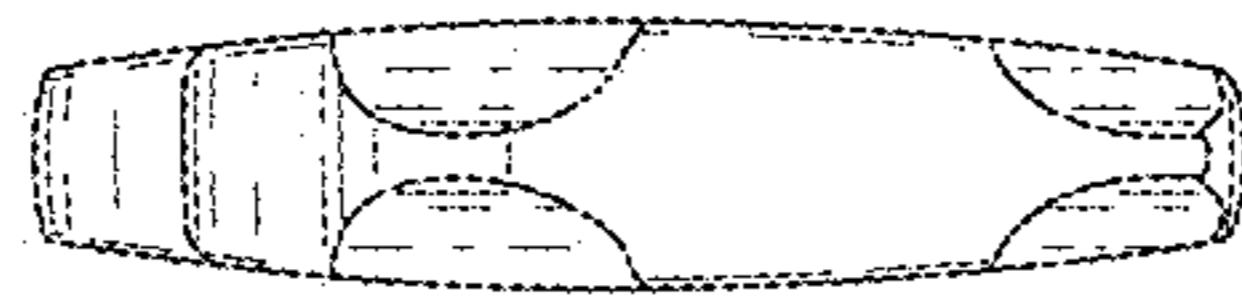


Fig. 5



Fig. 6