



US00D684450S

(12) **United States Design Patent**
Boies

(10) **Patent No.:** **US D684,450 S**
(45) **Date of Patent:** **** Jun. 18, 2013**

(54) **ROOFING SHOVEL**

6,711,971 B1 * 3/2004 Morin 81/45
D498,129 S 11/2004 Parker et al.
D500,239 S 12/2004 Parker et al.

(75) Inventor: **David Boies**, Levis (CA)

(Continued)

(73) Assignee: **Garant GP**, Saint-François (CA)

FOREIGN PATENT DOCUMENTS

(**) Term: **14 Years**

CA 449745 A 7/1948
CA 1087392 A1 10/1980

(21) Appl. No.: **29/392,435**

(Continued)

(22) Filed: **May 20, 2011**

OTHER PUBLICATIONS

(51) **LOC (9) Cl.** **08-05**

Garant Roofing D-Handle Shovel. Downloaded from <http://www.kmstools.com/garant-roofing-d-handle-shovel-17609> on Feb. 5, 2013.*

(52) **U.S. Cl.**

USPC **D8/88**

(58) **Field of Classification Search**

USPC . D8/10, 13, 14, 88-89; D32/36; 30/169-171;
81/45; 254/25, 130; 294/49, 55.5

See application file for complete search history.

Primary Examiner — Philip S Hyder

Assistant Examiner — Roselynn Cody

(74) *Attorney, Agent, or Firm* — Goudreau Gage Dubuc;
Gwendoline Bruneau

(56) **References Cited**

(57) **CLAIM**

The ornamental design for a roofing shovel, as shown and described.


U.S. PATENT DOCUMENTS

DESCRIPTION

4,086,699	A	5/1978	Oikkola	
4,466,188	A *	8/1984	Svendsgaard	30/172
4,477,972	A *	10/1984	Testa, Jr.	30/172
4,663,995	A *	5/1987	Amundson et al.	81/45
4,763,547	A *	8/1988	Dike, Jr.	81/45
4,809,436	A	3/1989	Crookston	
4,858,503	A *	8/1989	Dike, Jr.	81/45
5,001,946	A *	3/1991	Shirlin et al.	81/45
5,010,791	A	4/1991	Williams	
D356,482	S *	3/1995	Jensen, Jr.	D8/88
D378,044	S *	2/1997	Benjamin	D8/88
5,836,222	A *	11/1998	Harpell	81/45
5,893,304	A	4/1999	Carroll	
6,029,545	A	2/2000	Harpell	
6,058,809	A *	5/2000	Flanz	81/45
6,098,292	A	8/2000	Harpell	
6,339,975	B1	1/2002	Harpell	
6,453,774	B1	9/2002	Khachatoorian	

FIG. 1 is a perspective view of a roofing shovel, showing my new design;
FIG. 2 is a front view of the roofing shovel of FIG. 1;
FIG. 3 is a back view of the roofing shovel of FIG. 1;
FIG. 4 is a side view of the roofing shovel of FIG. 1;
FIG. 5 is top view of the roofing shovel of FIG. 1; and,
FIG. 6 is a bottom view of the roofing shovel of FIG. 1.
The broken disclosure of the handle of the tool and other structure is for illustrative purposes only and form no part of the claimed design.

1 Claim, 4 Drawing Sheets



US D684,450 S

Page 2

U.S. PATENT DOCUMENTS

D569,211 S * 5/2008 Peddie D8/88
7,401,861 B2 * 7/2008 Purcell et al. 299/37.1
D588,318 S * 3/2009 van Deursen et al. D32/49
7,730,809 B2 * 6/2010 Creato et al. 81/45
2005/0120831 A1 * 6/2005 Parker et al. 81/45
2011/0203418 A1 * 8/2011 Yousufzai 81/45

FOREIGN PATENT DOCUMENTS

CA 2041077 C 8/1995
CA 2160399 A1 11/1996

CA 2190549 A1 4/1998
CA 2232442 A1 9/1998
CA 2265084 A1 9/1999
CA 2279113 A1 2/2000
CA 2558934 A1 3/2007
CA 2579684 A1 8/2007
CA 2548920 A1 11/2007
CA 2695739 A1 9/2010

* cited by examiner




FIG. 1

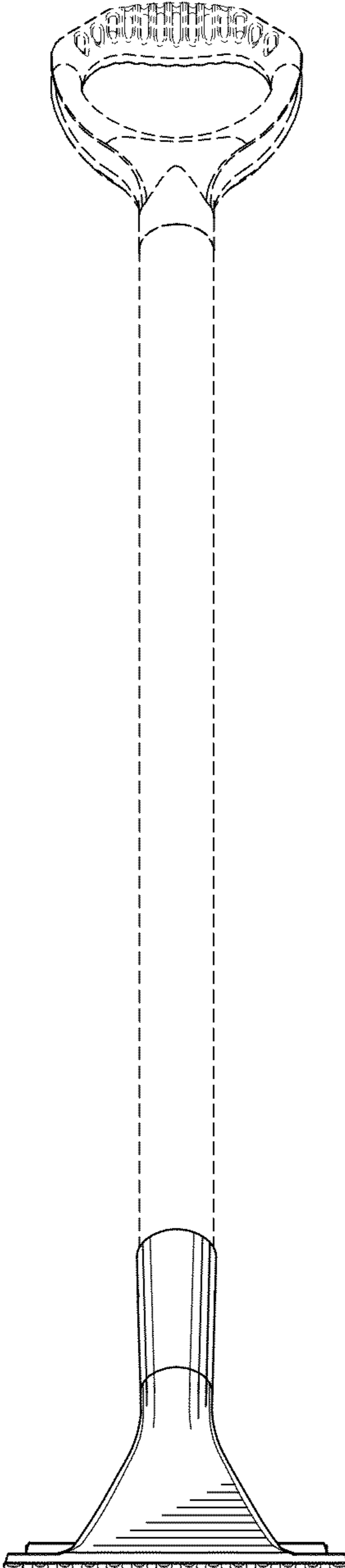


FIG. 2

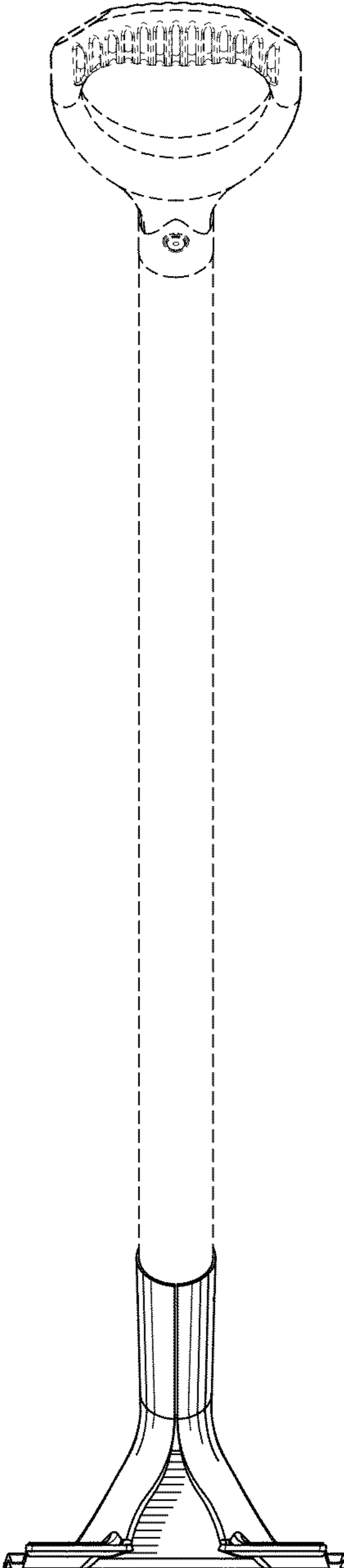
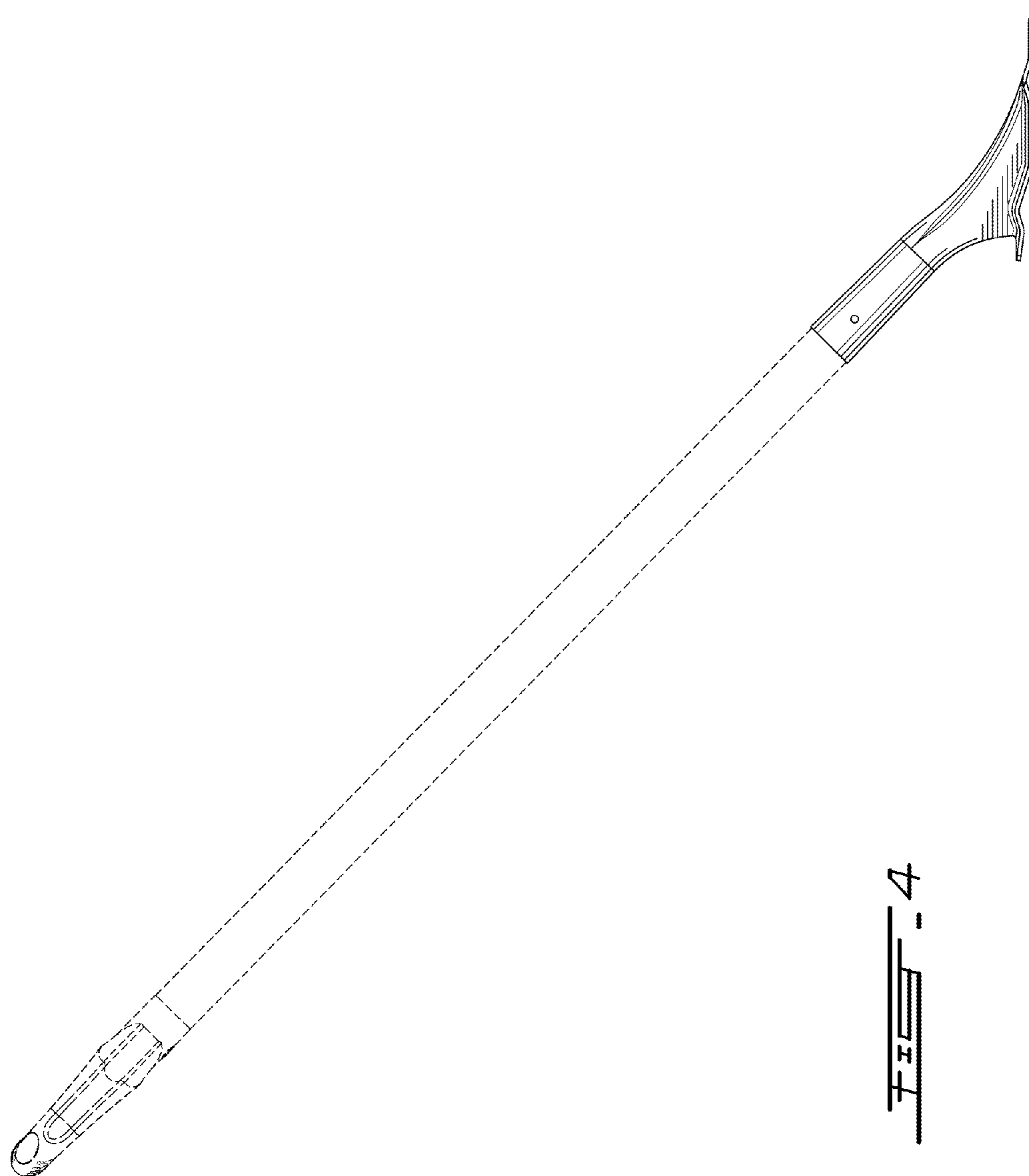


FIG. 3



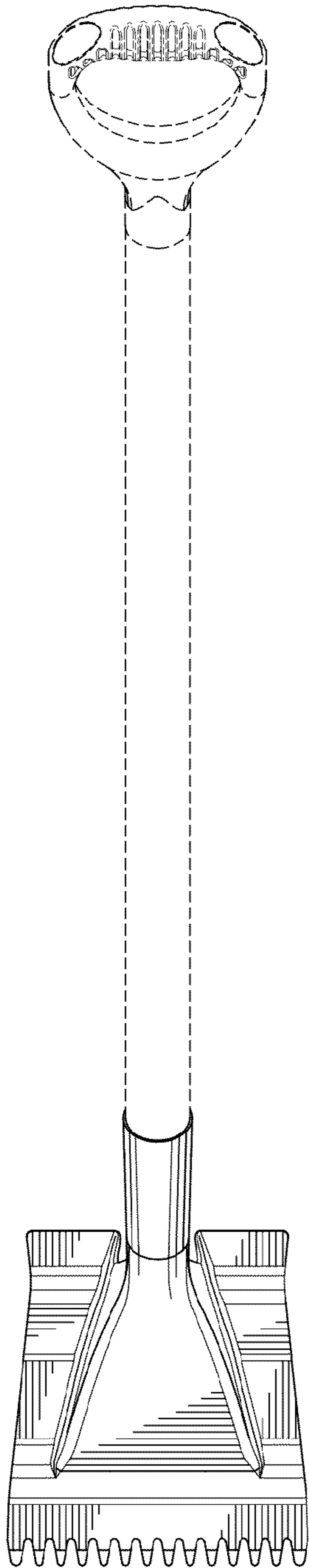


FIG. 5

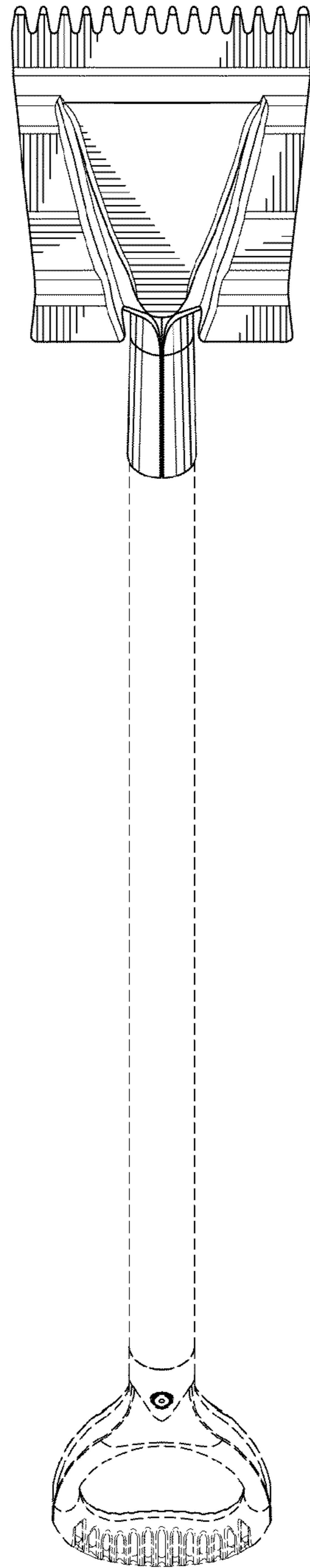


FIG. 6