



US00D684447S

(12) **United States Design Patent**  
**Huang**

(10) **Patent No.:** **US D684,447 S**  
(45) **Date of Patent:** **\*\* Jun. 18, 2013**

(54) **RATCHET WRENCH**

(76) Inventor: **Ping-Chung Huang**, Taichung (TW)

(\*\*) Term: **14 Years**

(21) Appl. No.: **29/422,724**

(22) Filed: **May 23, 2012**

**Related U.S. Application Data**

(63) Continuation-in-part of application No. 29/414,767, filed on Mar. 2, 2012, now Pat. No. Des. 664,819.

(51) **LOC (9) Cl.** ..... **08-06**

(52) **U.S. Cl.**  
USPC ..... **D8/25**

(58) **Field of Classification Search**  
USPC ..... D8/21-29, 354, 107; 81/60, 177.1, 81/177.85, 121.1, 124.3, 165-170, 110.1, 81/176.2, 124.6, 176.1, 176.15, 177.2, 186; 16/110.1; D15/144.1, 143; 219/75, 227, 229, 219/121.16, 121.18

See application file for complete search history.

(56) **References Cited**

**U.S. PATENT DOCUMENTS**

4,257,507	A *	3/1981	Solomon	.....	192/43.1
6,820,520	B2 *	11/2004	Chen	.....	81/60
6,854,362	B1 *	2/2005	Huang	.....	81/60
6,862,956	B1 *	3/2005	Chen	.....	81/63.2
D633,762	S *	3/2011	Zhou et al.	.....	D8/22

7,966,912	B1 *	6/2011	Hobden et al.	.....	81/63
8,141,460	B2 *	3/2012	Hobden et al.	.....	81/60
2005/0044996	A1 *	3/2005	Huang	.....	81/60
2006/0191381	A1 *	8/2006	Gao et al.	.....	81/58.4

\* cited by examiner

*Primary Examiner* — Raphael Barkai

*Assistant Examiner* — Randall Gholson

(74) *Attorney, Agent, or Firm* — Wang Law Firm, Inc.; Li K. Wang; Stephen Hsu

(57) **CLAIM**

The ornamental design for a ratchet wrench, as shown and described.

**DESCRIPTION**

FIG. 1 is a perspective view of a ratchet wrench showing my new design;

FIG. 2 is a front elevational view thereof;

FIG. 3 is a rear elevational view thereof;

FIG. 4 is a left side view thereof;

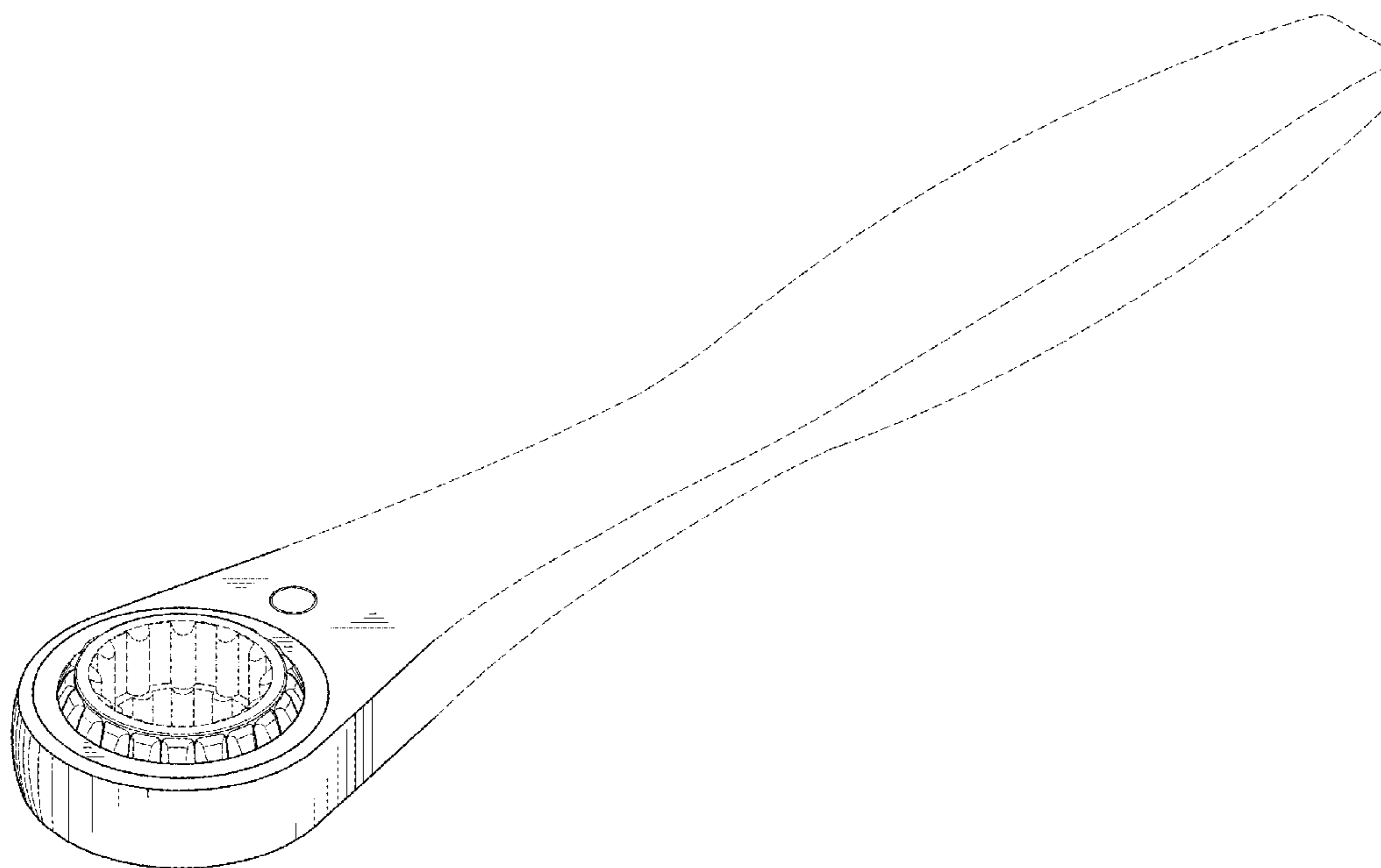
FIG. 5 is a right side view thereof;

FIG. 6 is a top plan view thereof; and,

FIG. 7 is a bottom plan view thereof.

The broken lines in FIGS. 1, 3, 4, 5, 6 and 7 are intended for the purpose of illustration only and are not a part of the claimed design.

**1 Claim, 4 Drawing Sheets**



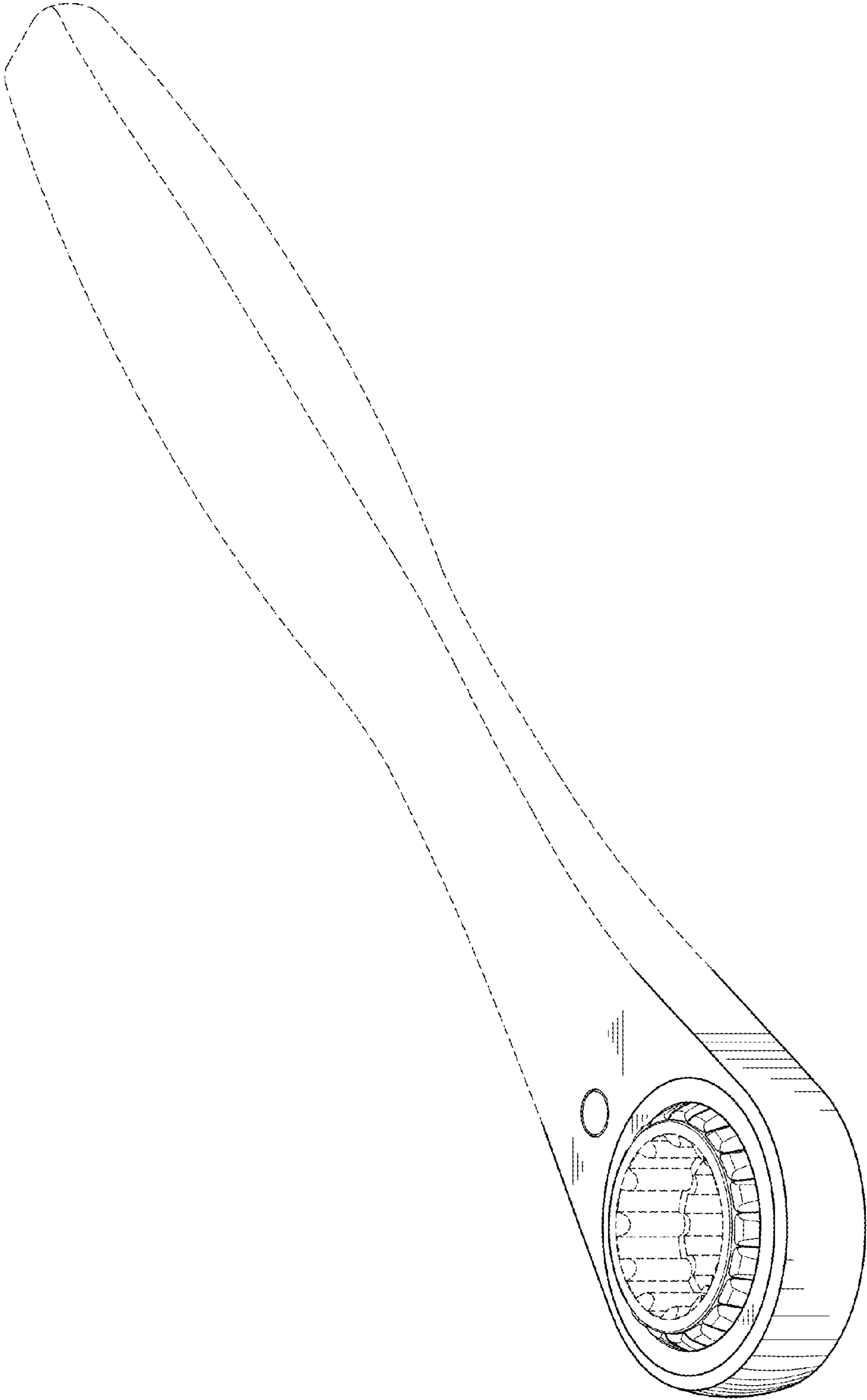


FIG. 1

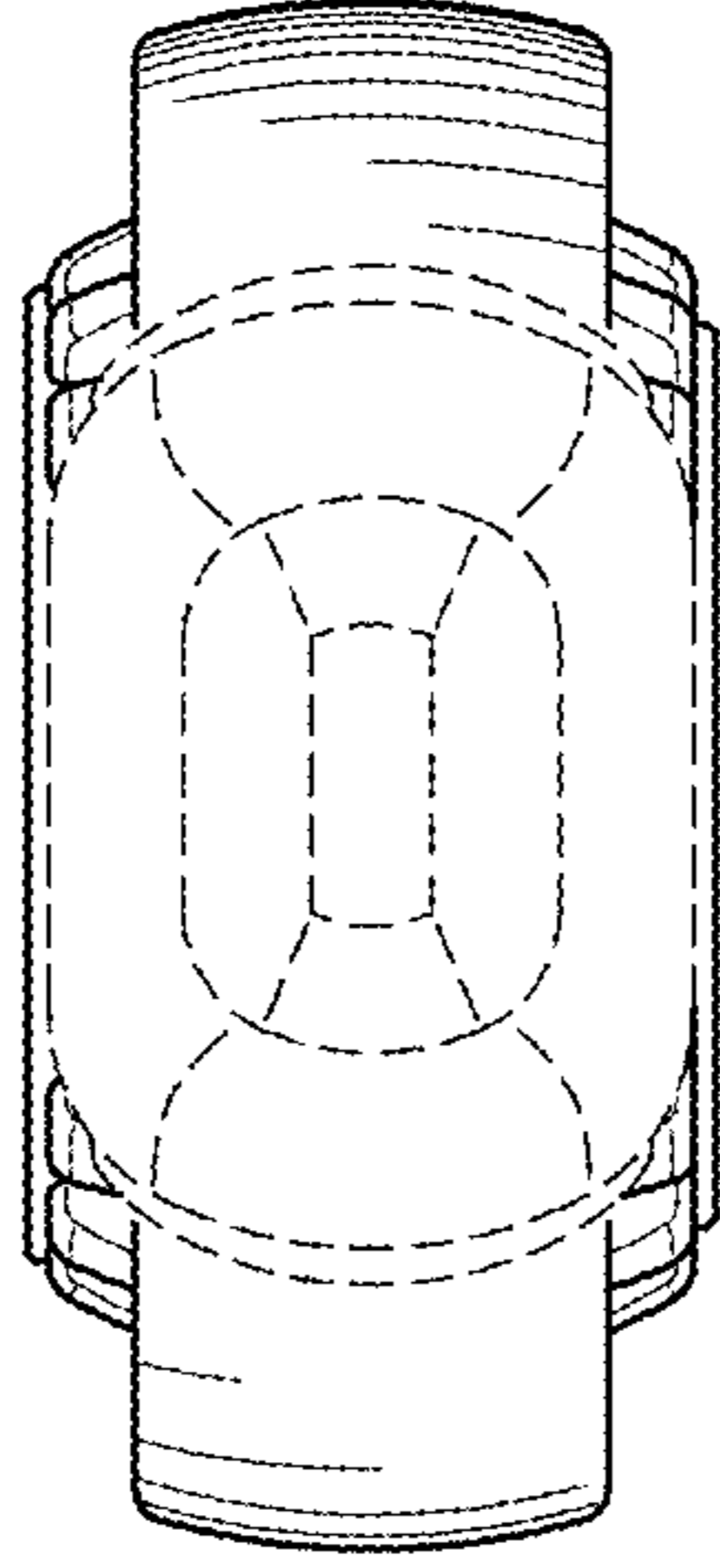


FIG. 2

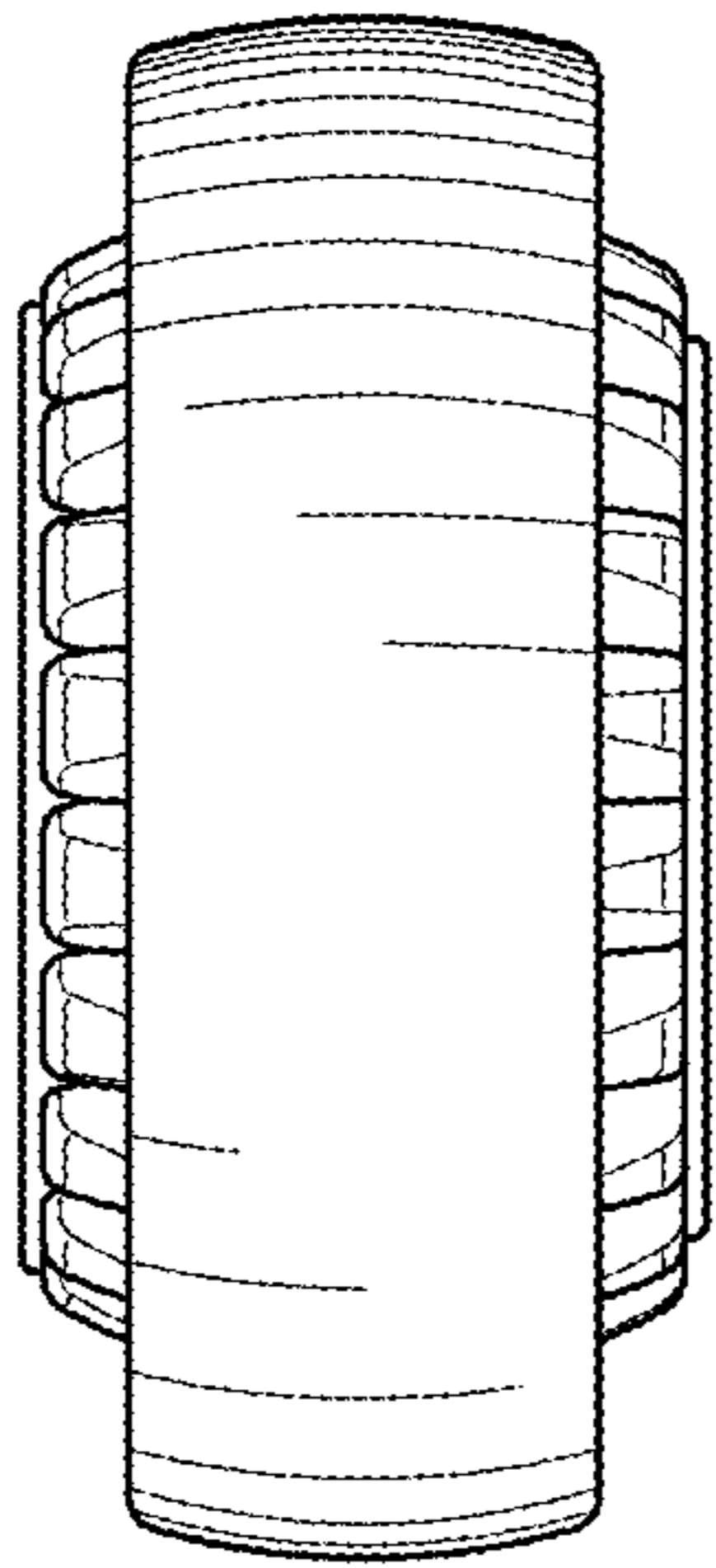


FIG. 3




FIG. 4




FIG. 5




FIG. 6

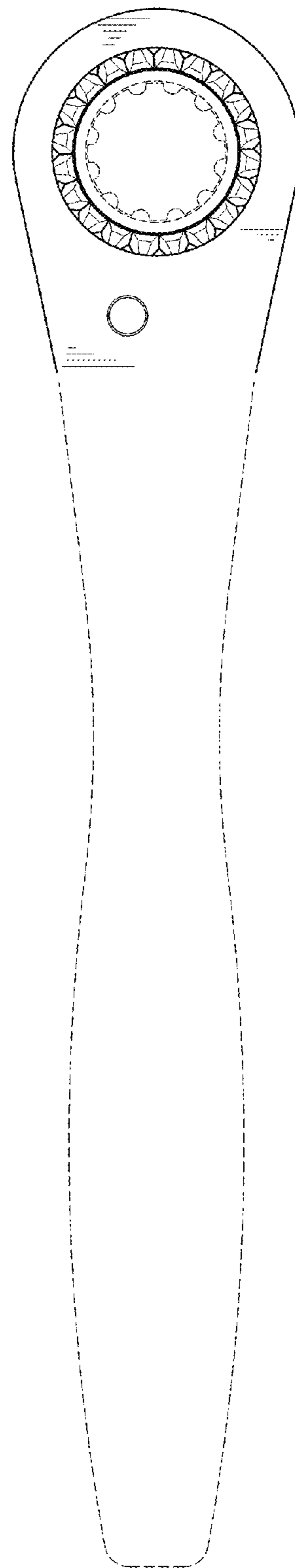


FIG. 7