



US00D684440S

(12) **United States Design Patent**
Hoffman et al.

(10) **Patent No.:** **US D684,440 S**
(45) **Date of Patent:** **** Jun. 18, 2013**

(54) **CROSS MEMBER PLANT SUPPORT**

(71) Applicants: **Tina Marie Hoffman**, Lewis Center, OH (US); **Aaron S. Docie**, Lewis Center, OH (US)

(72) Inventors: **Tina Marie Hoffman**, Lewis Center, OH (US); **Aaron S. Docie**, Lewis Center, OH (US)

(**) Term: **14 Years**

(21) Appl. No.: **29/436,519**

(22) Filed: **Nov. 6, 2012**

(51) **LOC (9) Cl.** **08-01**

(52) **U.S. Cl.**
USPC **D8/1**

(58) **Field of Classification Search**
USPC D8/1; 47/47, 43-44; 248/548, 156
See application file for complete search history.

(56) **References Cited**

U.S. PATENT DOCUMENTS

4,164,094 A * 8/1979 Kempka 47/47
D305,716 S * 1/1990 Ghafoorzai D8/1

5,797,214 A * 8/1998 Parrish et al. 47/47
6,145,246 A * 11/2000 Galbraith 47/46
D510,846 S * 10/2005 Hardy D8/1
D564,781 S * 3/2008 Fessak D6/405
D579,281 S * 10/2008 Miller et al. D8/1

* cited by examiner

Primary Examiner — Sheryl Lane

(74) *Attorney, Agent, or Firm* — Miracle IP; Bryce D. Miracle

(57) **CLAIM**

The ornamental design for a plant support cross member, as shown and described.

DESCRIPTION

FIG. 1 is an exemplary diagram of the use of one or more cross members;

FIG. 2 is a perspective view of the cross member showing the new design;

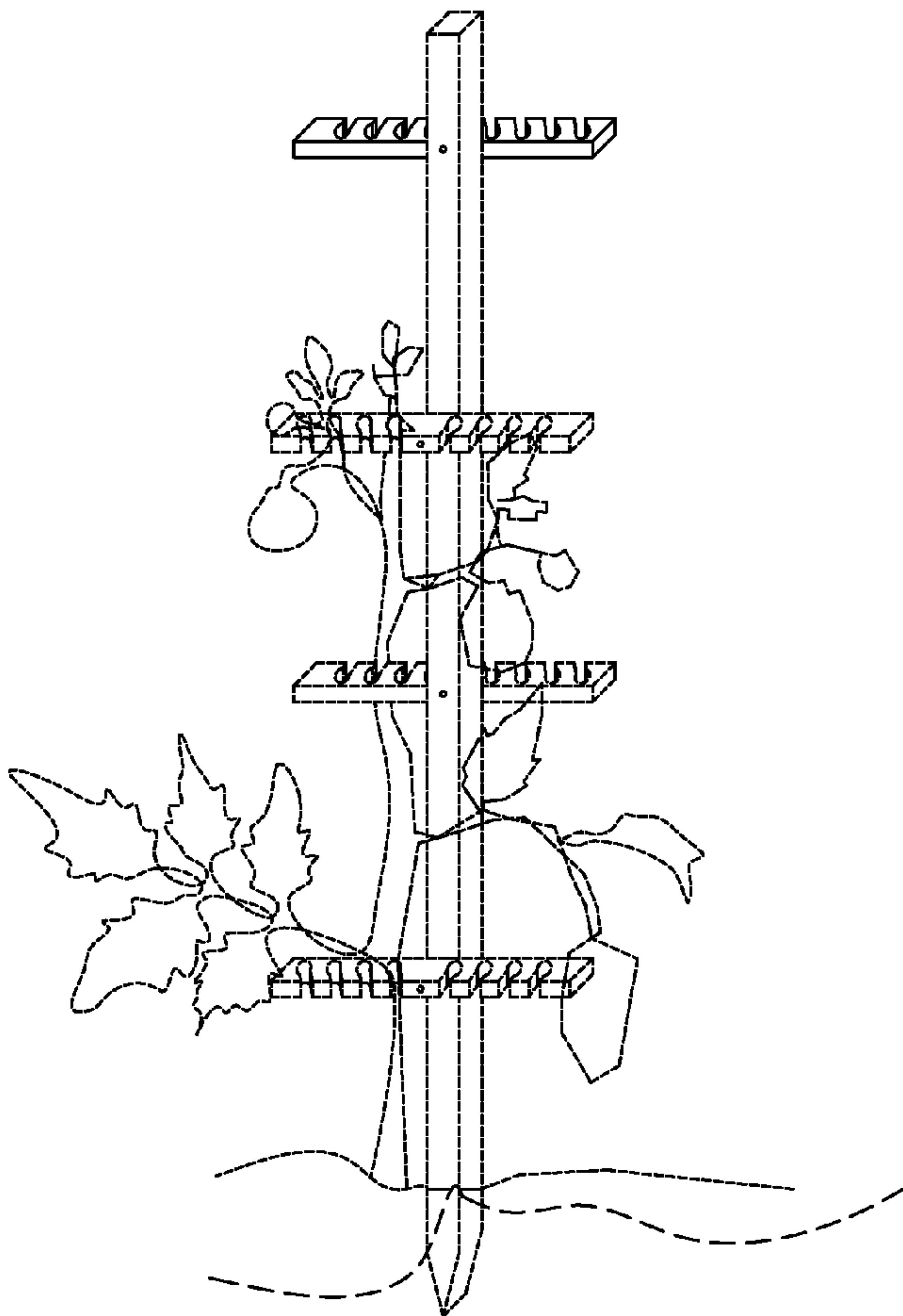
FIG. 3 is a top down plan view thereof;

FIG. 4 is a front elevation view thereof; and,

FIG. 5 is a back elevation view thereof.

The broken lines are included for showing environment and form no part of the claimed design.

1 Claim, 5 Drawing Sheets



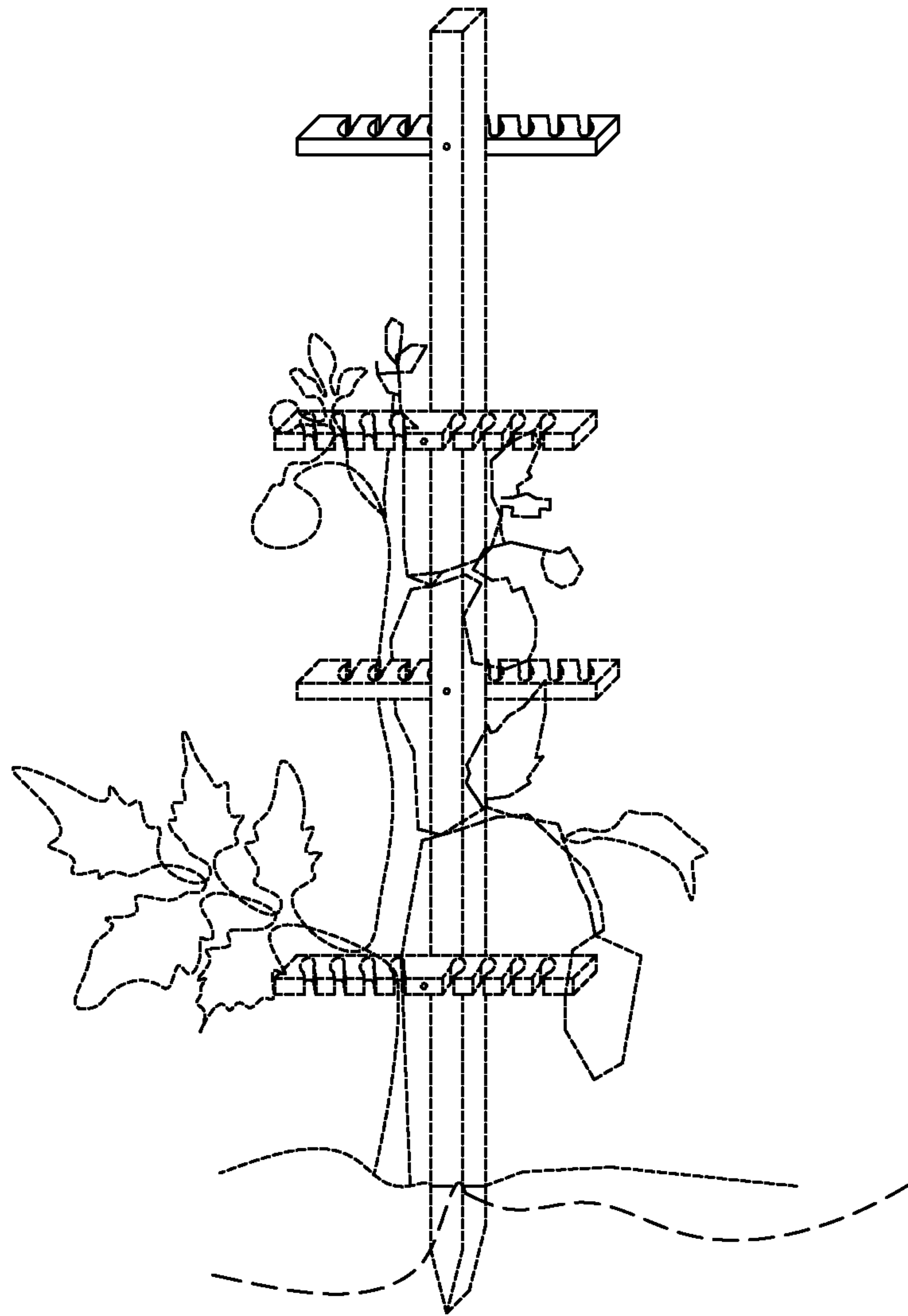


FIGURE 1

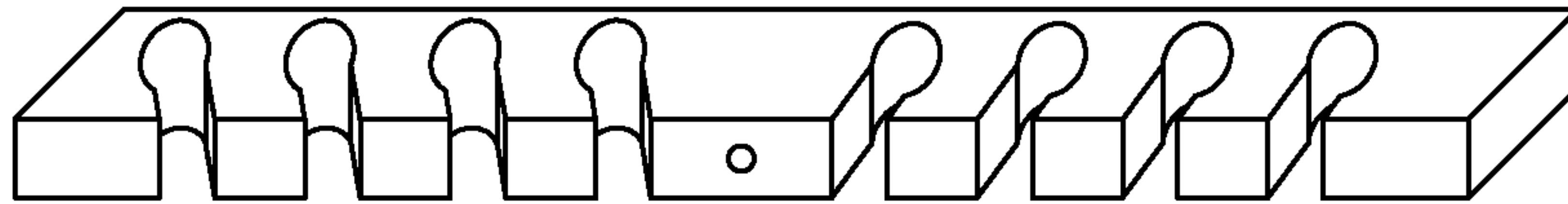


FIGURE 2



FIGURE 3



FIGURE 4



FIGURE 5