



US00D684430S

(12) **United States Design Patent**  
 **Holding et al.**

(10) **Patent No.:** **US D684,430 S**

(45) **Date of Patent:** **\*\* Jun. 18, 2013**

(54) **TRIPLE DISH**

(75) Inventors: **Bill Holding**, London (GB); **Ben Cox**,  
London (GB)

(73) Assignee: **Joseph Joseph, Ltd.**, London (GB)

(\*\*) Term: **14 Years**

(21) Appl. No.: **29/431,903**

(22) Filed: **Sep. 12, 2012**

(30) **Foreign Application Priority Data**

Jun. 8, 2012 (EM) ..... 002054924-0002

(51) **LOC (9) Cl.** ..... **07-01**

(52) **U.S. Cl.**  
USPC ..... **D7/555; D7/566; D7/570**

(58) **Field of Classification Search**  
USPC ..... D7/501, 505, 538, 545, 500, 590,  
D7/360, 600.2, 553.6, 392.1, 601, 354, 555,  
D7/557, 566, 620, 629, 552.1, 589, 543, 586,  
D7/570; D9/743, 745; 220/751, 23.4, 574;  
206/514; 73/426  
See application file for complete search history.

(56) **References Cited**

**U.S. PATENT DOCUMENTS**

D233,501 S \* 11/1974 Zeischegg ..... D7/565  
5,441,164 A \* 8/1995 Beck et al. .... 220/575  
D400,402 S \* 11/1998 Petkovich, Jr. .... D7/549

D422,843 S \* 4/2000 Rashid ..... D7/555  
D444,676 S \* 7/2001 Murphy ..... D7/553.6  
D509,410 S \* 9/2005 Koepe ..... D7/552.2  
D568,110 S \* 5/2008 Epstein ..... D7/553.6  
D568,686 S \* 5/2008 Luft ..... D7/549  
D577,961 S \* 10/2008 O'Brien ..... D7/557  
D609,058 S \* 2/2010 Roth et al. .... D7/602  
D625,880 S \* 10/2010 Leung et al. .... D26/118

\* cited by examiner

*Primary Examiner* — Cynthia Underwood

(74) *Attorney, Agent, or Firm* — Millen, White, Zelano &  
Branigan, P.C.


(57) **CLAIM**

The ornamental design for a triple dish, as shown and  
described.

**DESCRIPTION**

FIG. 1 is a top view of the triple dish showing my new design.  
FIG. 2 is a side view of the triple dish showing my new design.  
FIG. 3 is another side view of the triple dish showing my new  
design.  
FIG. 4 is another side view of the triple dish showing my new  
design.  
FIG. 5 is another side view of the triple dish showing my new  
design.  
FIG. 6 is a bottom view of the triple dish showing my new  
design; and,  
FIG. 7 is perspective view of the triple dish showing my new  
design.

**1 Claim, 5 Drawing Sheets**






FIG. 1

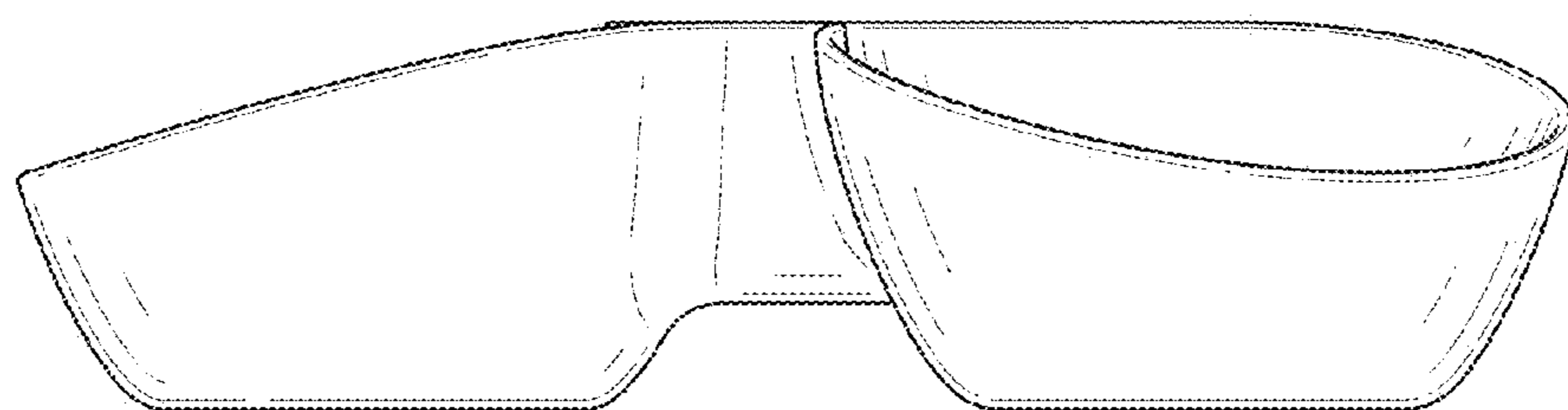


FIG. 2

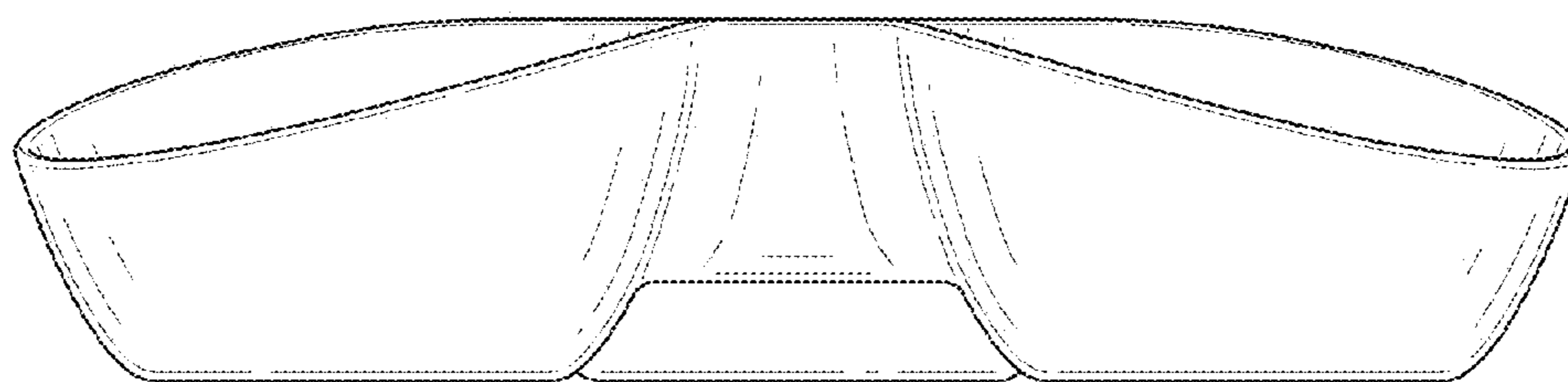


FIG. 3

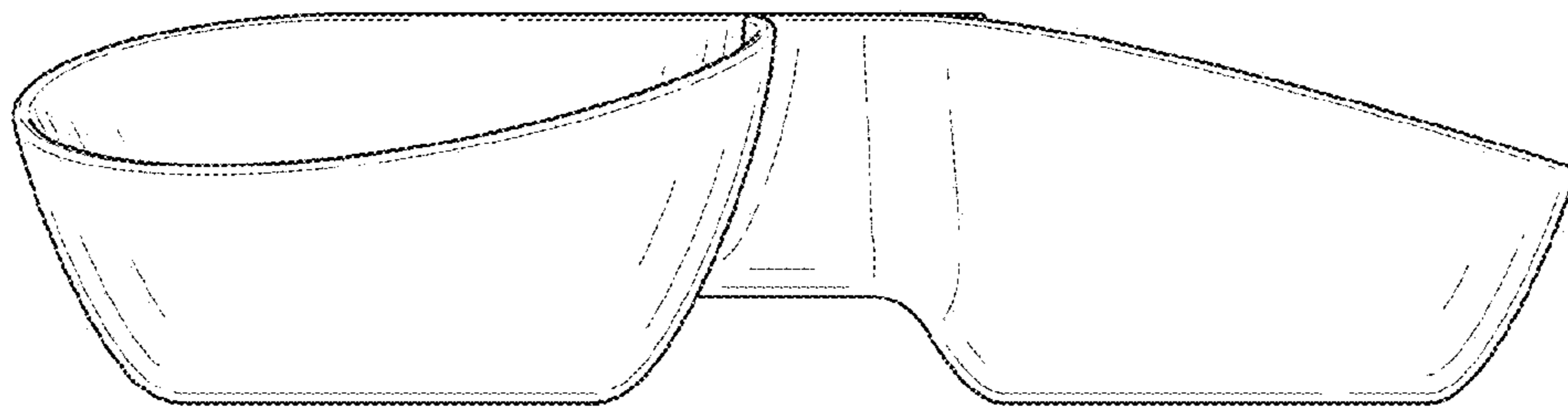


FIG. 4

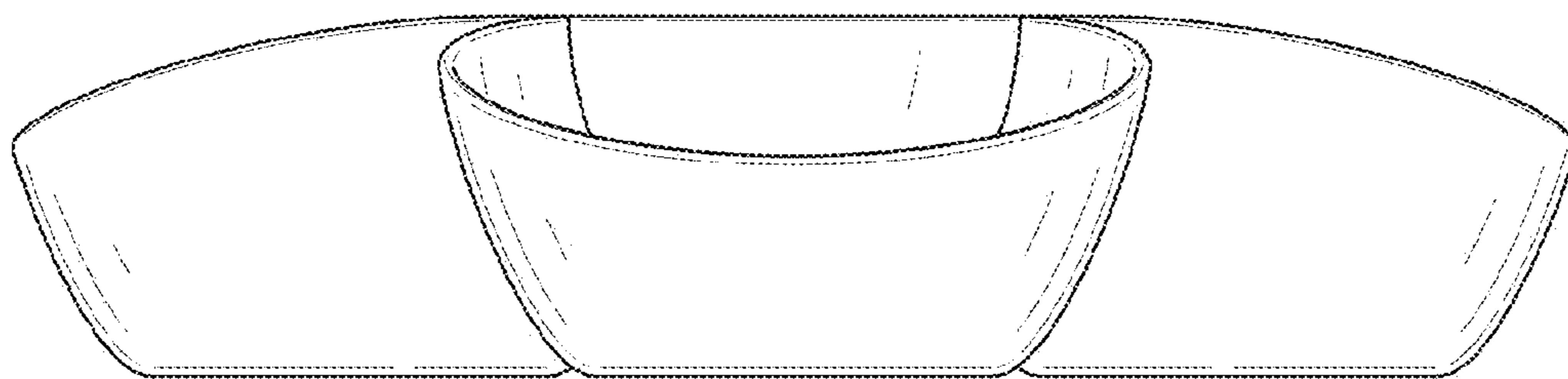


FIG. 5

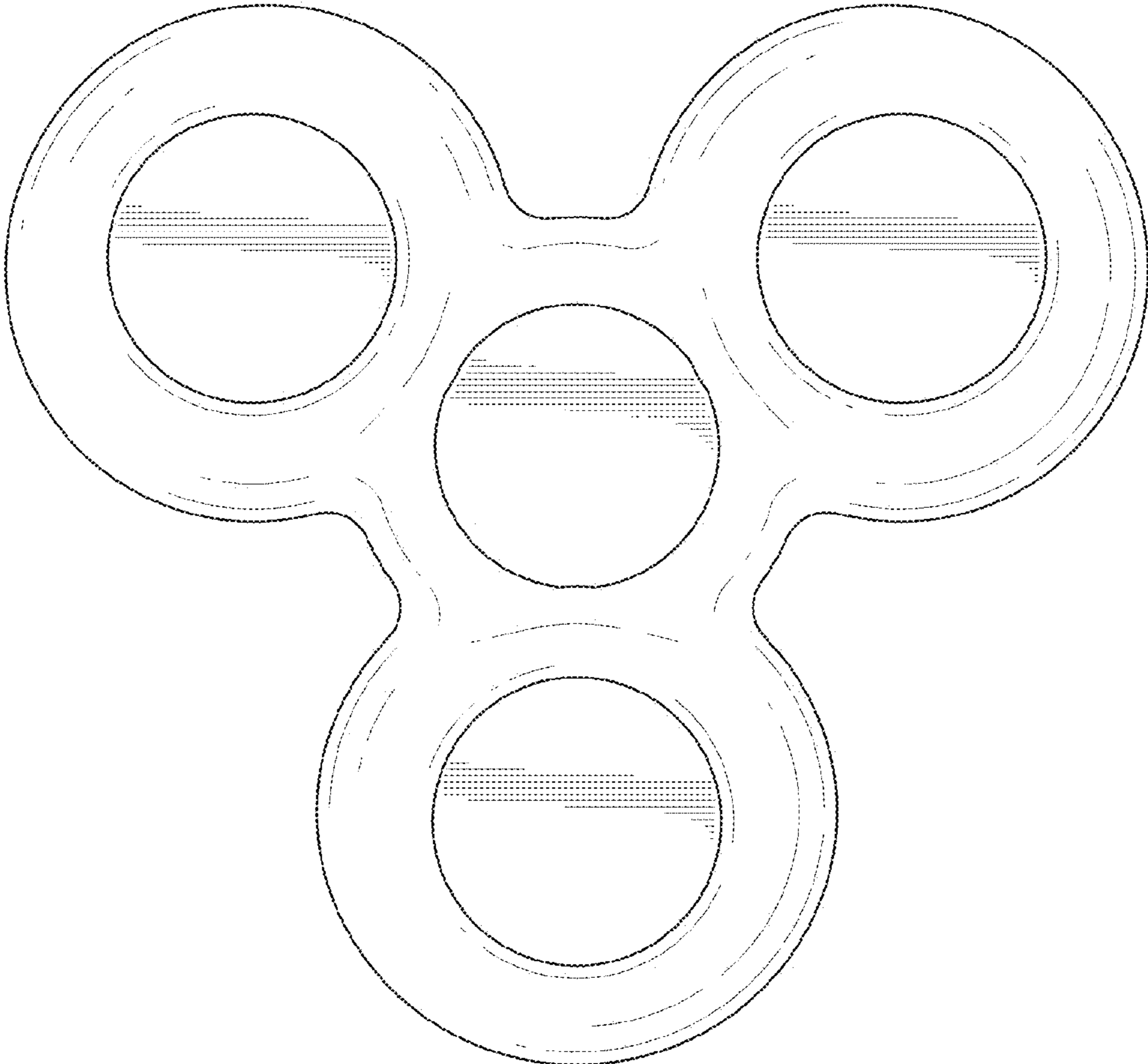


FIG.6

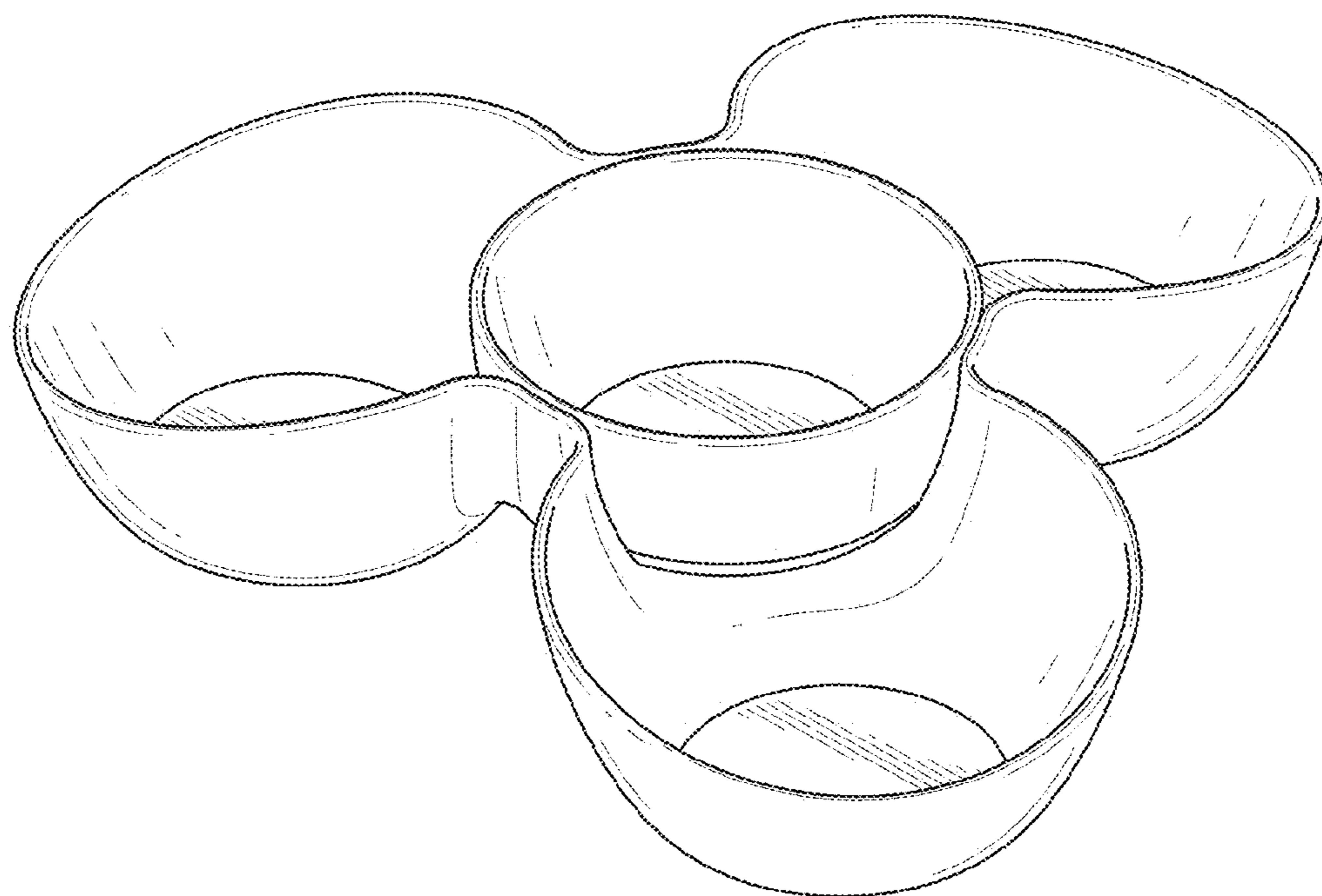


FIG.7