



US00D684417S

(12) **United States Design Patent**
Barber

(10) **Patent No.:** **US D684,417 S**

(45) **Date of Patent:** **** Jun. 18, 2013**

(54) **3-D BAKING PAN**

(75) Inventor: **Tom Barber**, Redondo Beach, CA (US)

(73) Assignee: **Bradshaw International, Inc.**, Rancho Cucamonga, CA (US)

(**) Term: **14 Years**

(21) Appl. No.: **29/427,162**

(22) Filed: **Jul. 16, 2012**

(51) **LOC (9) Cl.** **07-02**

(52) **U.S. Cl.**

USPC **D7/359**; D7/354

(58) **Field of Classification Search**

USPC D7/323, 329-332, 337-339, 346-347, D7/350.1-350.4, 353-367, 391-395, 402-409, D7/538, 542-543, 675-676; D9/451; 99/324-325, 330-332, 337-343, 366-369, 99/400-418, 422, 425, 444, 483; 126/37 R, 126/41 R, 261, 275 R, 378.1, 390.1; 206/501-505, 507-508; 219/387, 400, 405, 219/429-442, 452.11, 620-624, 725, 730-735; 220/314-315, 485, 759, 573.1-573.5, 592.16, 220/912; 426/438, 441

See application file for complete search history.

(56) **References Cited**

U.S. PATENT DOCUMENTS

D190,129 S * 4/1961 Rench D7/676
D350,461 S * 9/1994 Christopher et al. D7/675
D356,012 S * 3/1995 Lombardi D7/676

D401,814 S * 12/1998 Ernest D7/675
D526,836 S * 8/2006 Morgan D7/354
D527,217 S * 8/2006 Morgan D7/354
D528,351 S * 9/2006 Morgan D7/354
D542,590 S * 5/2007 Levy et al. D7/354
D554,994 S * 11/2007 Sarnoff et al. D9/451
D581,208 S * 11/2008 Courington et al. D7/359
D582,717 S * 12/2008 Chandler D7/359
D599,614 S * 9/2009 Swinford et al. D7/359
D605,459 S * 12/2009 Mault et al. D7/359

* cited by examiner

Primary Examiner — Ricky Pham

(74) *Attorney, Agent, or Firm* — Birch, Stewart, Kolasch & Birch, LLP

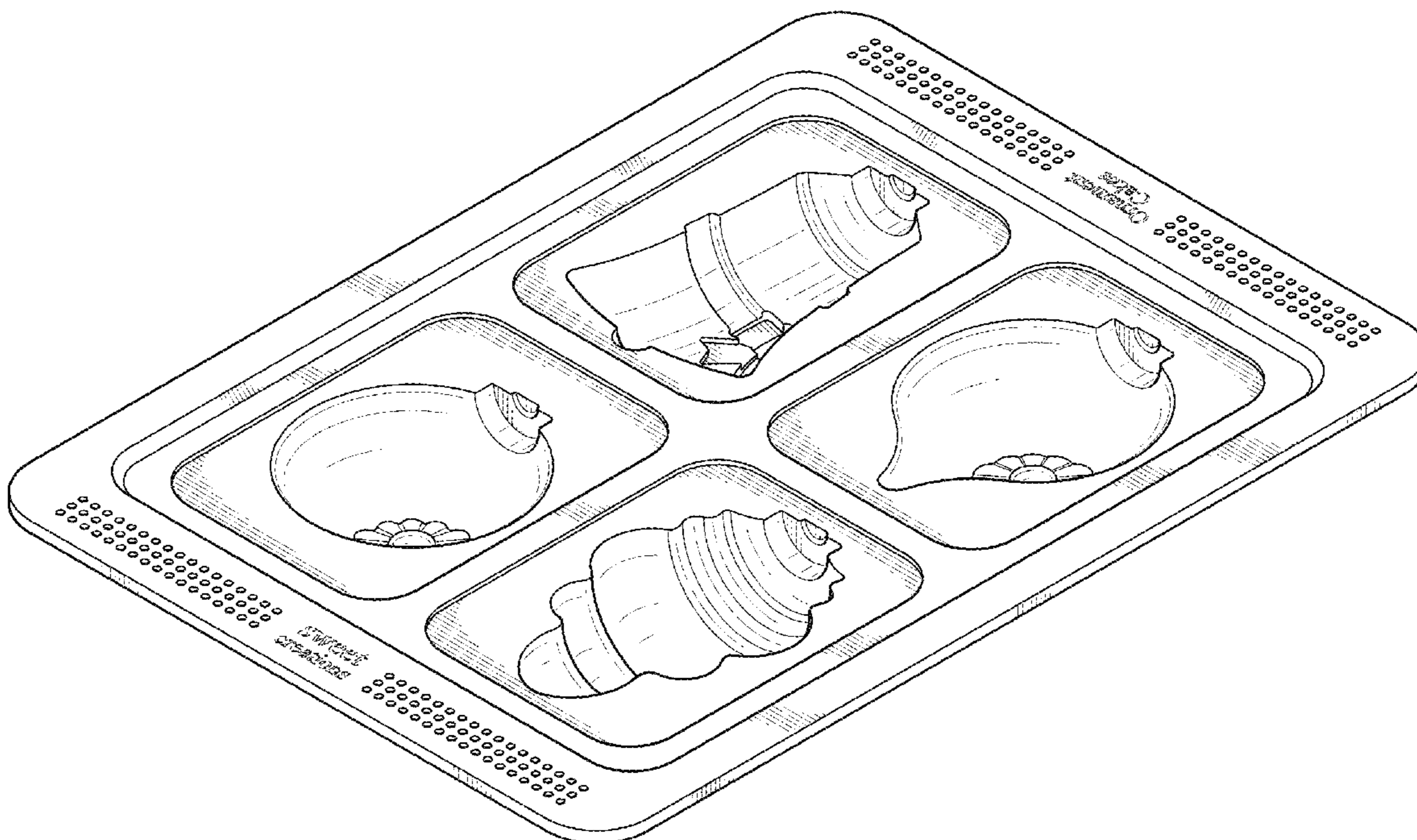
(57) **CLAIM**

The ornamental design for a 3-D baking pan, as shown and described.

DESCRIPTION

FIG. 1 is a top perspective view of a 3-D baking pan showing my new design;
FIG. 2 is a top view thereof;
FIG. 3 is a front view thereof;
FIG. 4 is a rear view thereof;
FIG. 5 is a bottom view thereof;
FIG. 6 is a left side view thereof;
FIG. 7 is a right side view thereof; and,
FIG. 8 is an exploded perspective view illustrating use of the 3-D baking pan with a cooperating top.
The portions in the drawings illustrated in broken lines represent the environment of the design and therefore form no part of the claimed design.

1 Claim, 6 Drawing Sheets



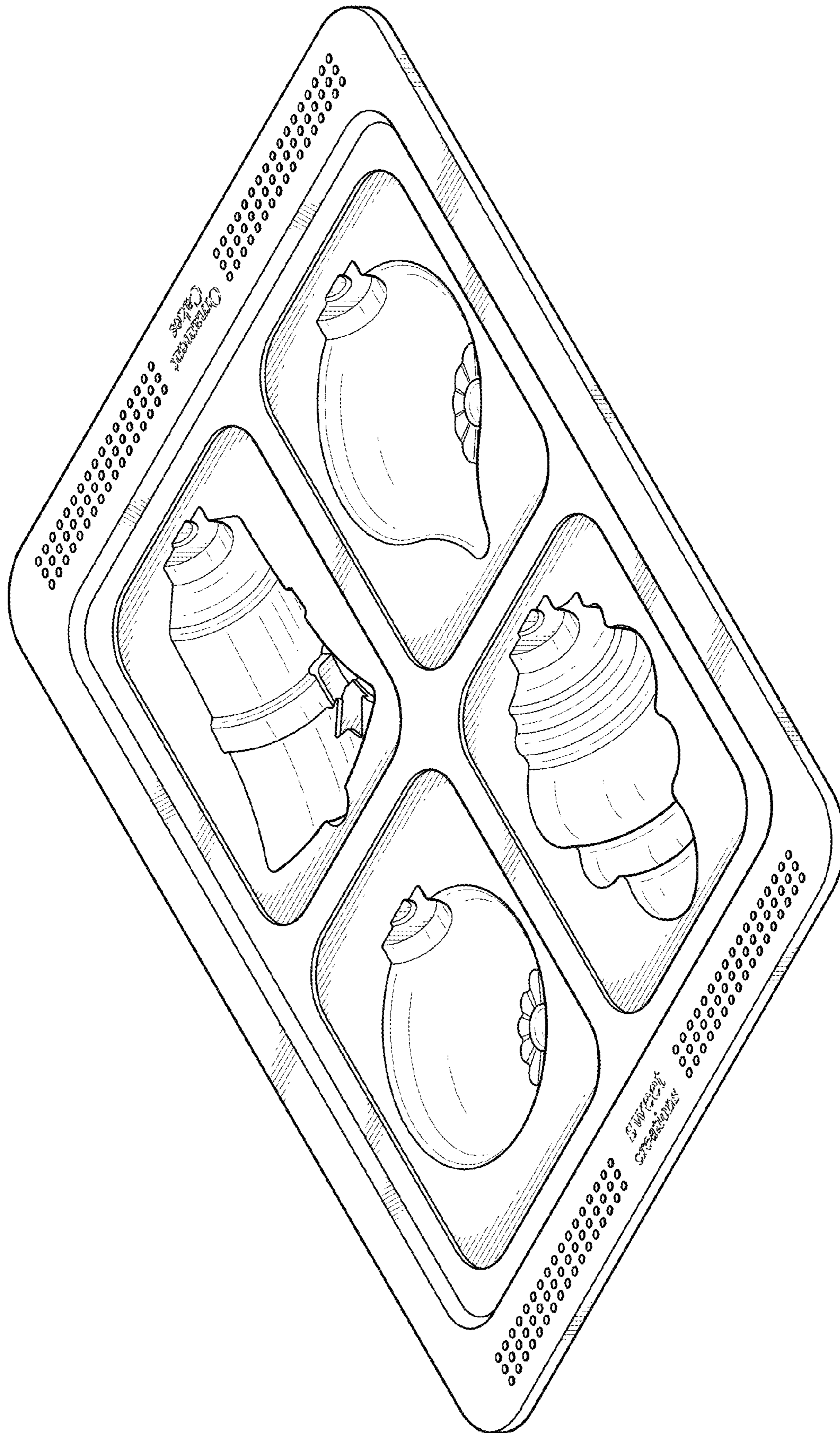


FIG.1

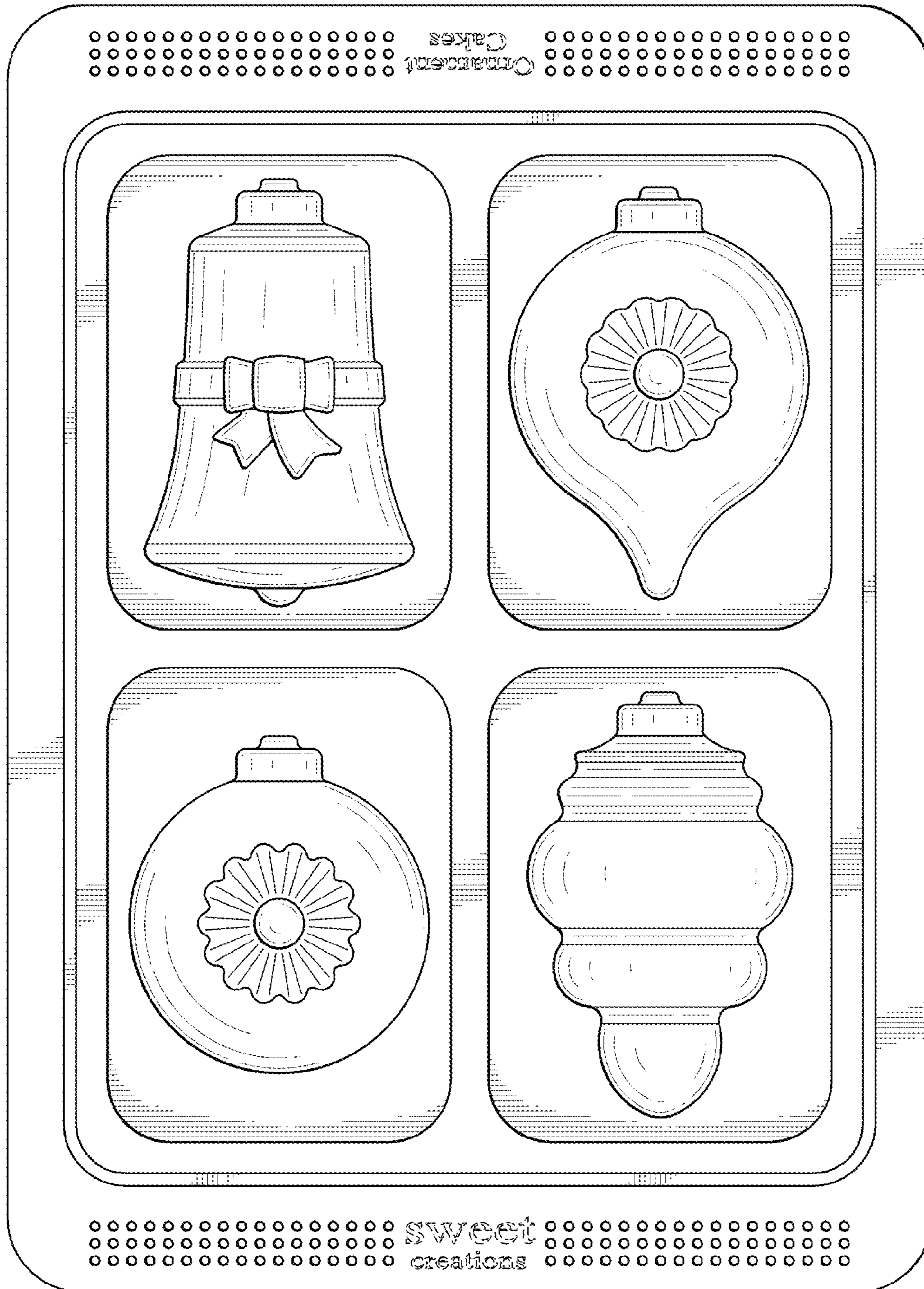


FIG.2

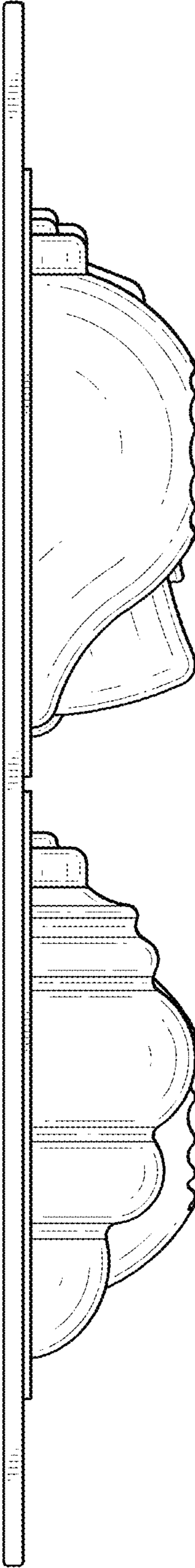


FIG. 3

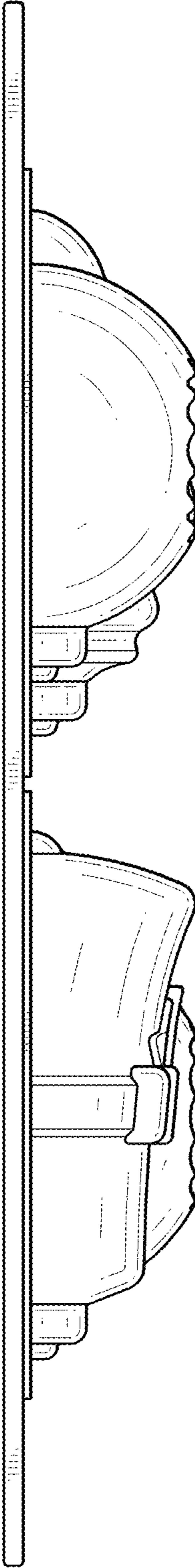


FIG. 4




FIG.5

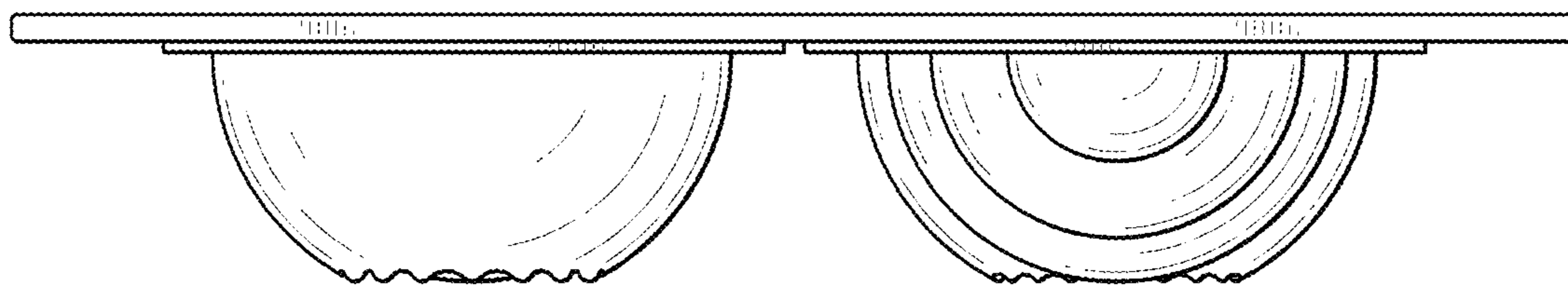


FIG. 6

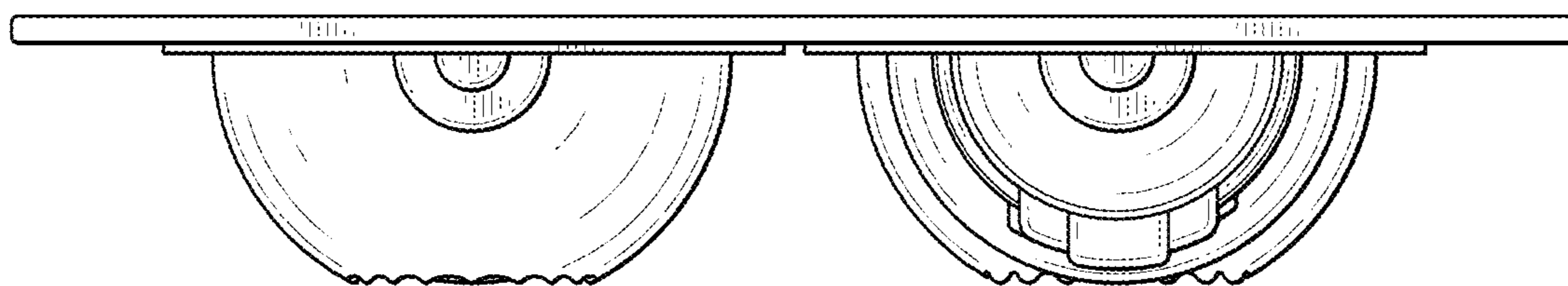


FIG. 7

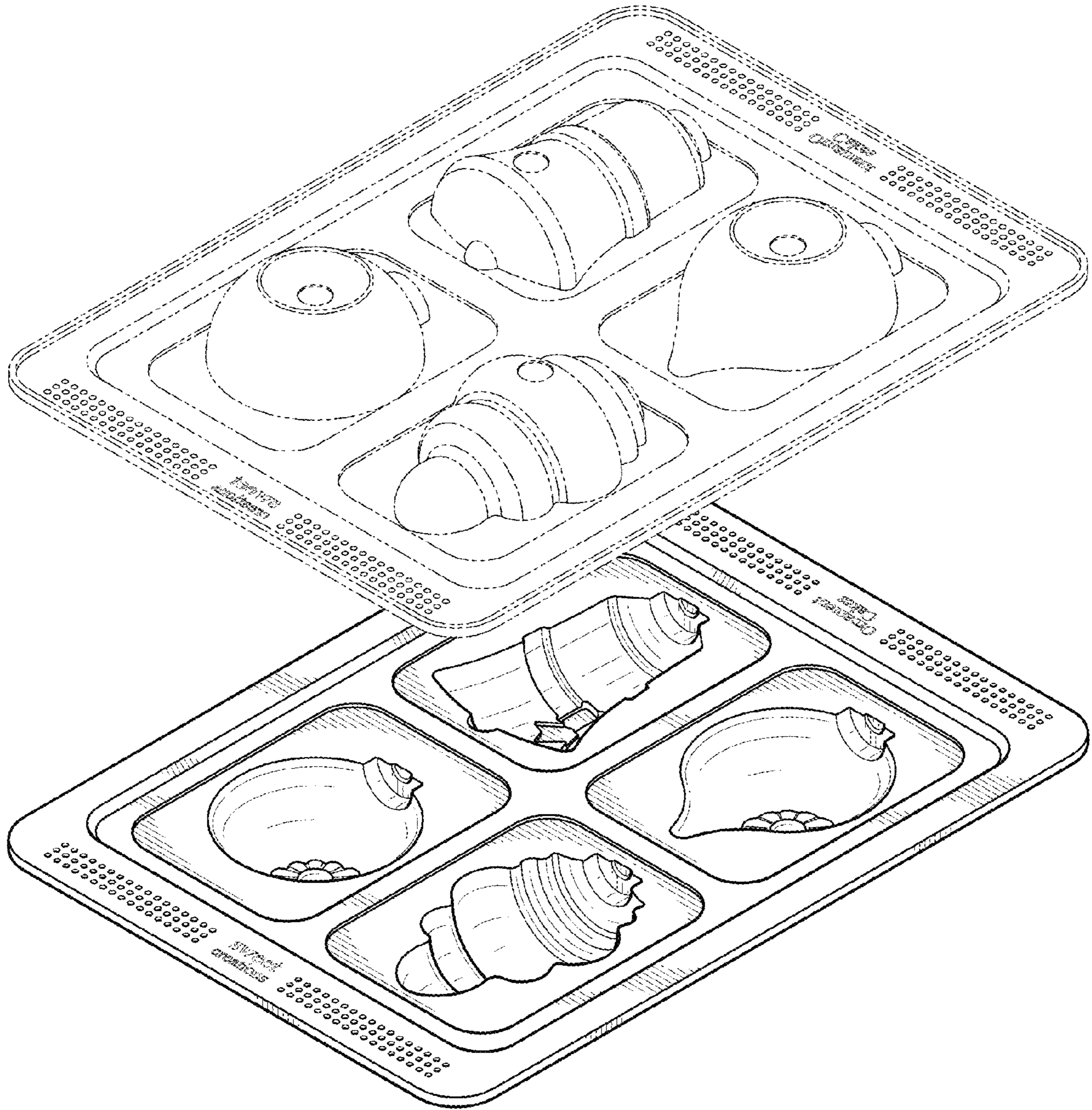


FIG. 8